



British Race Festival 2019

Caterham Graduates
Final results Race 1

5 - 7 July 2019
Zandvoort GP - 4307 mtr.

Started: 36 Not Started: 0 Classified: 34 Not Classified: 2

Pos	Nbr	Name	Cls	PIC	Gap	Total time	Fastest	In	Avg. Speed
1	5	Samuel Wilson	SM	1	-- 14 laps --	31:43.283	2:02.408	14	114,05
2	25	Stephen Clark	SM	2	0.349	31:43.632	2:02.237	14	114,03
3	7	Steve McMaster	SM	3	0.367	31:43.650	2:02.237	14	114,02
4	3	Jamie Winrow	SM	4	1.384	31:44.667	2:02.893	14	113,96
5	33	Ben Winrow	SM	5	3.073	31:46.356	2:02.829	14	113,86
6	6	Glenn Burtenshaw	SM	6	3.104	31:46.387	2:02.498	14	113,86
7	45	Richard Noordhof	SM	7	3.482	31:46.765	2:03.137	14	113,84
8	16	Simon Griffiths	SM	8	27.751	32:11.034	2:02.551	14	112,41
9	44	Charles Elliott	SM	9	29.565	32:12.848	2:03.511	14	112,30
10	29	Tim Child	150	1	30.222	32:13.505	2:03.154	14	112,26
11	9	Gareth Cordey	SM	10	30.534	32:13.817	2:02.858	14	112,25
12	128	Barry White	150	2	32.998	32:16.281	2:03.740	14	112,10
13	174	James Beardwell	150	3	33.077	32:16.360	2:03.738	14	112,10
14	145	Andrew Johnson	150	4	1:26.196	33:09.479	2:08.061	14	109,11
15	94	Aman Uppal	150	5	1:26.550	33:09.833	2:08.247	14	109,09
16	12	Michael Downing	SM	11	1:28.431	33:11.714	2:08.172	14	108,98
17	14	John Shiveral	150	6	1:29.811	33:13.094	2:07.159	14	108,91
18	146	Chris Dear	150	7	1:30.410	33:13.693	2:07.614	14	108,87
19	11	Peter Marsh	SM	12	1:30.638	33:13.921	2:07.480	14	108,86
20	22	Ryan Scarratt	SM	13	1:31.058	33:14.341	2:07.122	14	108,84
21	21	Christopher Buckley	SM	14	1:33.278	33:16.561	2:06.246	14	108,72
22	38	Daren Ford	SM	15	1:33.516	33:16.799	2:05.721	14	108,71
23	57	Christopher Rayment	MG	1	1:49.606	33:32.889	2:15.492	14	107,84
24	18	Mark Jones	SM	16	-- 13 laps --	31:49.016	2:20.095	13	105,58
25	168	Adam Harrison	135	1	7.018	31:56.034	2:14.561	13	105,20
26	77	Robert Winrow	MG	2	12.728	32:01.744	2:20.420	13	104,88
27	82	Robin Webb	CL	1	47.146	32:36.162	2:16.781	13	103,04
28	88	Peter Tattersall	CL	2	47.220	32:36.236	2:16.806	13	103,03
29	87	Trevor Harber	CL	3	1:27.971	33:16.987	2:23.086	13	100,93
30	86	Iain Kinghorn	CL	4	-- 12 laps --	31:55.553	2:25.205	12	97,13
31	85	Mark Carter	CL	5	0.024	31:55.577	2:23.776	12	97,13
32	90	Andrew Cooper	CL	6	21.910	32:17.463	2:30.109	12	96,03
33	98	Robert Appleton	CL	7	22.816	32:18.369	2:30.322	12	95,98
34	89	Michael Segal	CL	8	2:10.101	34:05.654	2:31.038	12	90,95
Not Classified in Class MG			Did not Finish Or Classification limit (80% of 14 Laps) = 11 Laps						
DNF	69	John Benfield	MG		-- 9 laps --	21:36.032	2:17.559	5	107,67
DNF	59	Neil Sturgess	MG		0.083	21:36.115	2:20.107	9	107,66


Fastest time : 2:02.237 in lap 14 by nbr. 25 : Stephen Clark ()

Publication-time

Results: www.raceresults.nu

Timekeeping by : Circuit Park Zandvoort

Time Printed 06-07-2019 - 21:02

Steward	Steward	Steward	
Mike Berger (1958)	Kevin Dawson (MS UK 140430)	John Timmers (42707)	
Page 1 of 1			



British Race Festival 2019

Caterham Graduates Lap Chart

5 - 7 July 2019
Zandvoort GP - 4307 mtr.

Nr.	Name	Lap	1	2	3	4	5	6	7	8	9	10	11	12	13	14
5	Samuel Wilson		5	5	5	5	5	5	5	5	5	5	5	5	5	5
25	Stephen Clark		25	7	7	7	7	7	7	7	7	7	7	7	77 -1 LAP	25
7	Steve McMaster		7	25	25	25	25	85 -1 LAP	25	25	3	25	25	25	25	7
3	Jamie Winrow		29	3	3	3	3	25	3	3	25	3	3	3	7	3
33	Ben Winrow		3	33	33	33	33	98 -1 LAP	33	33	33	33	33	33	168 -1 LAP	33
6	Glenn Burtenshaw		9	29	16	6	45	3	45	45	45	45	45	45	3	6
45	Richard Noordhof		33	9	6	45	6	33	6	6	6	6	6	6	33	45
16	Simon Griffiths		6	6	45	16	16	45	86 -1 LAP	16	87 -1 LAP	82 -1 LAP	82 -1 LAP	82 -1 LAP	45	18 -1 LAP
44	Charles Elliott		45	16	9	174	89 -1 LAP	6	90 -1 LAP	29	16	88 -1 LAP	88 -1 LAP	88 -1 LAP	6	86 -2 LAPS
29	Tim Child		16	45	174	9	9	16	16	44	44	16	16	16	90 -2 LAPS	85 -2 LAPS
9	Gareth Cordey		174	174	29	29	174	9	29	174	29	44	44	44	98 -2 LAPS	168 -1 LAP
128	Barry White		14	128	128	128	29	29	9	9	9	29	29	29	16	77 -1 LAP
174	James Beardwell		128	14	44	44	128	174	174	128	128	9	9	9	44	16
145	Andrew Johnson		94	44	145	145	44	128	44	145	174	128	128	128	29	44
94	Aman Uppal		44	145	94	94	145	44	128	86 -1 LAP	145	174	174	174	9	29
12	Michael Downing		145	94	14	146	146	145	85 -1 LAP	90 -1 LAP	14	87 -1 LAP	87 -1 LAP	87 -1 LAP	128	9
14	John Shiveral		146	146	146	14	94	94	98 -1 LAP	14	94	89 -2 LAPS	89 -2 LAPS	145	174	128
146	Chris Dear		12	12	12	12	14	146	145	94	146	145	145	94	82 -1 LAP	174
11	Peter Marsh		69	22	22	22	12	14	94	85 -1 LAP	12	14	14	14	88 -1 LAP	90 -2 LAPS
22	Ryan Scarratt		38	59	57	57	22	12	14	146	11	94	94	146	87 -1 LAP	98 -2 LAPS
21	Christopher Buckley		59	57	59	11	57	22	12	98 -1 LAP	86 -1 LAP	146	146	11	145	82 -1 LAP
38	Daren Ford		57	11	11	18	11	11	22	12	57	12	12	12	94	88 -1 LAP
57	Christopher Rayment		18	18	18	59	18	57	146	11	22	11	11	89 -2 LAPS	12	145
18	Mark Jones		22	21	21	21	59	18	11	22	21	57	57	57	14	94
168	Adam Harrison		11	38	38	38	21	59	57	57	69	22	22	22	146	12
77	Robert Winrow		21	77	69	69	38	21	21	21	59	21	21	38	11	14
82	Robin Webb		77	168	77	77	69	89 -1 LAP	59	59	85 -1 LAP	38	38	21	22	146
88	Peter Tattersall		88	69	168	168	77	38	18	69	38	86 -1 LAP	86 -1 LAP	18	21	11
87	Trevor Harber		168	88	88	88	168	69	38	38	98 -1 LAP	85 -1 LAP	85 -1 LAP	86 -1 LAP	38	22
86	Iain Kinghorn		82	82	82	82	88	77	69	18	18	18	18	85 -1 LAP	57	21
85	Mark Carter		87	87	87	87	82	168	77	77	90 -1 LAP	98 -1 LAP	98 -1 LAP		89 -2 LAPS	38
90	Andrew Cooper		86	86	86	86	87	88	168	168	77	90 -1 LAP	90 -1 LAP			87 -1 LAP
98	Robert Appleton		90	90	90	90	86	82	89 -1 LAP	88	168	77	77			57
89	Michael Segal		98	98	98	98	90	87	88	82		168	168			89 -2 LAPS
69	John Benfield		85	85	85	85			82	89 -1 LAP						
59	Neil Sturgess		89	89	89				87							



British Race Festival 2019

Caterham Graduates

5 - 7 July 2019

Laps and Sector Times - Race 1

Zandvoort GP - 4307 mtr.

3		Jamie Winrow															
lap	Sect-1	Speed	Sect-2	Speed	Sect-3	Speed	lap time	Top Speed	lap	Sect-1	Speed	Sect-2	Speed	Sect-3	Speed	lap time	Top Speed
1	1:02.458		35.215		40.712	182,1	2:18.385		8	58.879		35.081		40.325	184,7	2:14.285	
2	59.504		34.394		40.072	180,0	2:13.970		9	1:00.013		34.986		40.687	179,5	2:15.686	
3	59.517		34.572		40.021	180,5	2:14.110		10	1:00.210		35.104		39.813	183,1	2:15.127	
4	1:00.140		34.882		40.832	176,5	2:15.854		11	59.561		35.721		42.082	133,9	2:17.364	
5	59.633		34.738		40.425	178,0	2:14.796		12	1:08.366		38.210		43.209	117,4	2:29.785	
6	59.727		35.315		40.599	178,5	2:15.641		13	1:04.873		<u>31.642</u>		37.199	<u>190,3</u>	2:13.714	
7	1:00.024		35.458		40.647	182,6	2:16.129		14	<u>55.362</u>		31.802		<u>35.729</u>	184,7	<u>2:02.893</u>	

5		Samuel Wilson															
lap	Sect-1	Speed	Sect-2	Speed	Sect-3	Speed	lap time	Top Speed	lap	Sect-1	Speed	Sect-2	Speed	Sect-3	Speed	lap time	Top Speed
1	1:02.034		34.945		40.477	172,6	2:17.456		8	59.674		34.916		40.975	173,1	2:15.565	
2	1:00.046		34.462		40.380	172,6	2:14.888		9	59.701		35.290		41.172	174,0	2:16.163	
3	59.655		34.723		40.135	174,0	2:14.513		10	59.353		34.703		40.040	175,0	2:14.096	
4	59.766		34.897		41.258	172,2	2:15.921		11	59.737		35.041		42.626	137,6	2:17.404	
5	59.676		34.728		41.026	174,0	2:15.430		12	1:08.059		37.867		43.740	130,3	2:29.666	
6	59.414		34.859		40.939	171,7	2:15.212		13	1:04.555		31.765		37.670	<u>179,5</u>	2:13.990	
7	59.895		34.645		40.840	171,7	2:15.380		14	<u>55.507</u>		<u>31.251</u>		<u>35.650</u>	<u>179,5</u>	<u>2:02.408</u>	

6		Glenn Burtenshaw															
lap	Sect-1	Speed	Sect-2	Speed	Sect-3	Speed	lap time	Top Speed	lap	Sect-1	Speed	Sect-2	Speed	Sect-3	Speed	lap time	Top Speed
1	1:02.046		35.471		40.883	178,5	2:18.400		8	58.795		34.687		40.004	182,1	2:13.486	
2	1:00.705		35.911		39.917	173,6	2:16.533		9	1:00.210		34.989		40.039	173,6	2:15.238	
3	1:00.725		35.295		40.150	178,0	2:16.170		10	58.496		34.490		40.461	180,5	2:13.447	
4	59.825		34.951		41.619	173,6	2:16.395		11	58.504		35.443		42.145	132,5	2:16.092	
5	59.721		35.029		41.026	180,0	2:15.776		12	1:08.534		38.313		43.355	135,3	2:30.202	
6	59.145		35.237		40.547	176,0	2:14.929		13	1:05.119		31.783		37.330	188,0	2:14.232	
7	59.802		34.808		40.608	175,5	2:15.218		14	<u>55.324</u>		<u>31.386</u>		<u>35.788</u>	<u>189,2</u>	<u>2:02.498</u>	

7		Steve McMaster															
lap	Sect-1	Speed	Sect-2	Speed	Sect-3	Speed	lap time	Top Speed	lap	Sect-1	Speed	Sect-2	Speed	Sect-3	Speed	lap time	Top Speed
1	1:01.748		35.093		40.083	184,2	2:16.924		8	59.070		35.093		40.567	175,0	2:14.730	
2	59.590		35.328		39.651	180,0	2:14.569		9	59.972		35.199		41.030	174,0	2:16.201	
3	59.617		34.943		40.069	180,0	2:14.629		10	59.749		34.690		39.617	175,5	2:14.056	
4	59.616		35.146		40.824	180,0	2:15.586		11	59.962		35.577		42.307	132,5	2:17.846	
5	59.351		35.311		40.749	181,0	2:15.411		12	1:08.034		37.997		43.650	130,5	2:29.681	
6	59.613		34.933		40.639	177,5	2:15.185		13	1:04.527		<u>31.666</u>		37.878	184,2	2:14.071	
7	1:00.280		35.537		40.334	175,0	2:16.151		14	<u>55.374</u>		31.792		<u>35.071</u>	<u>186,4</u>	<u>2:02.237</u>	

9		Gareth Cordey															
lap	Sect-1	Speed	Sect-2	Speed	Sect-3	Speed	lap time	Top Speed	lap	Sect-1	Speed	Sect-2	Speed	Sect-3	Speed	lap time	Top Speed
1	1:02.426		35.518		41.418	179,5	2:19.362		8	1:03.004		36.752		41.263	183,1	2:21.019	
2	1:00.590		35.399		40.513	179,5	2:16.502		9	1:01.364		35.961		41.450	176,5	2:18.775	
3	1:00.442		35.879		41.558	179,5	2:17.879		10	1:00.366		36.002		41.890	175,5	2:18.258	
4	1:00.373		36.772		41.482	179,5	2:18.627		11	1:00.837		35.809		39.585	179,0	2:16.231	
5	1:00.624		35.877		41.467	175,5	2:17.968		12	1:03.117		39.394		47.469	156,4	2:29.980	
6	1:00.648		35.957		41.335	171,7	2:17.940		13	1:03.033		32.700		<u>36.717</u>	188,0	2:12.450	
7	1:00.783		36.239		42.200	179,5	2:19.222		14	<u>53.797</u>		<u>31.285</u>		<u>37.776</u>	<u>189,2</u>	<u>2:02.858</u>	

11		Peter Marsh															
lap	Sect-1	Speed	Sect-2	Speed	Sect-3	Speed	lap time	Top Speed	lap	Sect-1	Speed	Sect-2	Speed	Sect-3	Speed	lap time	Top Speed
1	1:05.774		38.385		42.127	171,7	2:26.286		8	1:02.977		37.006		42.332	171,7	2:22.315	
2	1:03.048		36.906		41.691	181,0	2:21.645		9	1:02.921		37.424		41.642	169,8	2:21.987	
3	1:04.415		36.602		42.121	173,6	2:23.138		10	1:02.670		36.453		40.784	174,5	2:19.907	
4	1:03.180		37.043		41.994	178,5	2:22.217		11	1:05.195		37.282		43.506	140,4	2:25.983	
5	1:02.766		36.810		41.589	177,5	2:21.165		12	1:14.657		42.208		40.889	185,8	2:37.754	
6	1:02.800		35.632		42.008	175,5	2:20.440		13	59.225		35.020		<u>38.190</u>	186,9	2:12.435	
7	1:01.640		36.168		43.126	170,3	2:20.934		14	<u>56.110</u>		<u>32.956</u>		<u>38.414</u>	<u>188,6</u>	<u>2:07.480</u>	

12		Michael Downing															
lap	Sect-1	Speed	Sect-2	Speed	Sect-3	Speed	lap time	Top Speed	lap	Sect-1	Speed	Sect-2	Speed	Sect-3	Speed	lap time	Top Speed
1	1:03.538		36.123		41.834	179,5	2:21.495		8	1:02.195		43.501		41.547	175,5	2:27.243	
2	1:01.159		36.201		41.096	180,5	2:18.456		9	1:02.206		35.752		40.908	177,5	2:18.866	



British Race Festival 2019

Caterham Graduates

5 - 7 July 2019

Laps and Sector Times - Race 1

Zandvoort GP - 4307 mtr.

Table with 17 columns (lap, Sect-1, Speed, Sect-2, Speed, Sect-3, Speed, lap time, Top Speed) and 7 rows of data for drivers 3-7.

Table for driver 14 John Shivalal, with 17 columns and 7 rows of lap data.

Table for driver 16 Simon Griffiths, with 17 columns and 7 rows of lap data.

Table for driver 18 Mark Jones, with 17 columns and 7 rows of lap data.

Table for driver 21 Christopher Buckley, with 17 columns and 7 rows of lap data.

Table for driver 22 Ryan Scarratt, with 17 columns and 7 rows of lap data.

Table for driver 25 Stephen Clark, with 17 columns and 6 rows of lap data.



British Race Festival 2019

Caterham Graduates

5 - 7 July 2019

Laps and Sector Times - Race 1

Zandvoort GP - 4307 mtr.

7	1:00.031	35.349	40.901	179,0	2:16.281	14	55.185	31.252	35.800	184,7	2:02.237
---	----------	--------	--------	-------	----------	----	--------	--------	--------	-------	----------

29		Tim Child															
lap	Sect-1	Speed	Sect-2	Speed	Sect-3	Speed	lap time	Top Speed	lap	Sect-1	Speed	Sect-2	Speed	Sect-3	Speed	lap time	Top Speed
1	1:02.374		35.447		41.022	177,5	2:18.843		8	1:02.364		36.127		41.822	175,0	2:20.313	
2	1:00.432		35.336		40.393	181,0	2:16.161		9	1:01.924		35.908		40.559	180,0	2:18.391	
3	1:00.044		35.378		45.756	180,5	2:21.178		10	59.470		35.783		39.735	183,1	2:14.988	
4	1:00.599		36.166		41.165	178,5	2:17.930		11	1:00.448		34.737		39.354	179,5	2:14.539	
5	1:01.223		35.666		40.802	182,1	2:17.691		12	1:08.978		39.551		47.481	148,3	2:36.010	
6	1:00.751		35.955		40.800	180,0	2:17.506		13	1:03.331		32.616		<u>36.166</u>	190,9	2:12.113	
7	1:00.391		36.063		41.911	177,0	2:18.365		14	<u>53.706</u>		<u>31.818</u>		37.630	191,5	<u>2:03.154</u>	

33		Ben Winrow															
lap	Sect-1	Speed	Sect-2	Speed	Sect-3	Speed	lap time	Top Speed	lap	Sect-1	Speed	Sect-2	Speed	Sect-3	Speed	lap time	Top Speed
1	1:02.873		35.134		41.117	178,0	2:19.124		8	58.887		34.973		40.239	183,1	2:14.099	
2	59.565		34.797		39.603	181,0	2:13.965		9	59.929		35.010		40.845	185,3	2:15.784	
3	59.554		34.456		39.740	183,7	2:13.750		10	59.968		35.500		39.741	<u>186.4</u>	2:15.209	
4	1:00.152		35.712		40.857	176,0	2:16.721		11	59.260		35.820		41.944	126,6	2:17.024	
5	59.542		34.844		40.901	175,0	2:15.287		12	1:08.434		38.204		43.190	119,7	2:29.828	
6	59.317		34.638		40.262	181,6	2:14.217		13	1:05.825		<u>31.364</u>		37.971	185,8	2:15.160	
7	1:00.054		35.636		40.657	180,0	2:16.347		14	<u>55.185</u>		31.421		<u>36.223</u>	181,6	<u>2:02.829</u>	

38		Daren Ford															
lap	Sect-1	Speed	Sect-2	Speed	Sect-3	Speed	lap time	Top Speed	lap	Sect-1	Speed	Sect-2	Speed	Sect-3	Speed	lap time	Top Speed
1	1:05.651		35.742		42.493	173,1	2:23.886		8	1:03.709		36.598		42.311	173,1	2:22.618	
2	1:02.196		36.835		49.332	174,5	2:28.363		9	1:02.506		37.025		41.951	174,0	2:21.482	
3	1:03.706		36.607		43.199	167,6	2:23.512		10	1:04.185		36.729		43.324	168,5	2:24.238	
4	1:04.079		38.032		43.287	169,4	2:25.398		11	1:04.554		36.208		44.301	138,6	2:25.063	
5	1:04.123		36.324		41.820	173,6	2:22.267		12	1:10.329		38.768		39.610	183,1	2:28.707	
6	1:03.493		36.083		43.215	171,7	2:22.791		13	1:00.901		33.599		37.100	<u>185.3</u>	2:11.600	
7	1:03.509		35.786		41.856	176,5	2:21.151		14	<u>56.825</u>		<u>31.930</u>		<u>36.966</u>	182,6	<u>2:05.721</u>	

44		Charles Elliott															
lap	Sect-1	Speed	Sect-2	Speed	Sect-3	Speed	lap time	Top Speed	lap	Sect-1	Speed	Sect-2	Speed	Sect-3	Speed	lap time	Top Speed
1	1:03.863		35.209		41.529	183,1	2:20.601		8	1:03.042		35.679		40.854	177,5	2:19.575	
2	1:01.934		35.896		41.359	180,5	2:19.189		9	1:00.683		35.012		40.710	175,5	2:16.405	
3	1:01.862		35.548		40.379	177,0	2:17.789		10	1:00.438		35.121		40.047	179,0	2:15.606	
4	1:01.339		34.958		41.181	177,0	2:17.478		11	1:00.488		35.396		39.424	180,5	2:15.308	
5	1:00.863		35.180		40.726	179,0	2:16.769		12	1:08.777		39.794		47.227	147,3	2:35.798	
6	1:01.115		34.768		40.736	178,5	2:16.619		13	1:03.116		32.485		<u>36.274</u>	<u>187.5</u>	2:11.875	
7	59.932		35.278		41.581	181,0	2:16.791		14	<u>54.645</u>		<u>31.400</u>		37.466	183,7	<u>2:03.511</u>	

45		Richard Noordhof															
lap	Sect-1	Speed	Sect-2	Speed	Sect-3	Speed	lap time	Top Speed	lap	Sect-1	Speed	Sect-2	Speed	Sect-3	Speed	lap time	Top Speed
1	1:02.318		35.087		41.068	178,0	2:18.473		8	58.093		35.141		40.946	174,0	2:14.180	
2	1:01.138		35.228		40.411	178,5	2:16.777		9	58.334		35.069		39.854	180,5	2:13.257	
3	1:00.455		35.419		40.350	177,0	2:16.224		10	58.780		35.483		40.145	181,0	2:14.408	
4	59.671		34.682		41.455	176,5	2:15.808		11	59.001		35.636		42.046	124,9	2:16.683	
5	59.380		34.963		41.092	172,6	2:15.435		12	1:08.812		38.277		43.405	132,2	2:30.494	
6	59.166		34.592		40.415	175,0	2:14.173		13	1:05.264		31.832		37.175	186,9	2:14.271	
7	1:00.035		34.797		40.594	174,0	2:15.426		14	<u>56.268</u>		<u>31.265</u>		<u>35.604</u>	<u>188.6</u>	<u>2:03.137</u>	

57		Christopher Rayment															
lap	Sect-1	Speed	Sect-2	Speed	Sect-3	Speed	lap time	Top Speed	lap	Sect-1	Speed	Sect-2	Speed	Sect-3	Speed	lap time	Top Speed
1	1:05.312		36.815		41.747	177,0	2:23.874		8	1:03.030		37.024		42.507	175,0	2:22.561	
2	1:02.839		38.009		41.875	<u>178.0</u>	2:22.723		9	1:03.769		37.035		42.957	172,2	2:23.761	
3	1:03.265		36.560		42.270	170,3	2:22.095		10	1:02.845		37.254		42.535	163,7	2:22.634	
4	1:03.854		37.031		42.405	168,5	2:23.290		11	1:07.103		40.192		45.929	153,7	2:33.224	
5	1:02.500		36.878		41.646	169,4	2:21.024		12	1:10.090		38.729		40.596	176,5	2:29.415	
6	1:02.096		35.987		42.659	168,5	2:20.742		13	1:01.090		37.026		40.643	172,6	2:18.759	
7	1:03.041		36.251		42.614	172,6	2:21.906		14	<u>1:00.961</u>		<u>34.985</u>		<u>39.546</u>	173,1	<u>2:15.492</u>	



British Race Festival 2019

Caterham Graduates

5 - 7 July 2019

Laps and Sector Times - Race 1

Zandvoort GP - 4307 mtr.

59		Neil Sturgess															
lap	Sect-1	Speed	Sect-2	Speed	Sect-3	Speed	lap time	Top Speed	lap	Sect-1	Speed	Sect-2	Speed	Sect-3	Speed	lap time	Top Speed
1	1:05.581		37.086		<u>41.449</u>	175,5	2:24.116		6	1:03.816		36.098		42.734	171,2	2:22.648	
2	1:02.682		37.598		42.775	166,3	2:23.055		7	1:02.605		36.747		43.026	166,3	2:22.378	
3	1:04.366		36.776		42.379	170,8	2:23.521		8	1:02.317		36.737		41.580	171,2	2:20.634	
4	1:04.867		37.555		42.248	<u>177,0</u>	2:24.670		9	<u>1:01.860</u>		<u>35.929</u>		42.318	170,8	<u>2:20.107</u>	
5	1:04.256		36.685		43.462	167,1	2:24.403		10								

69		John Benfield															
lap	Sect-1	Speed	Sect-2	Speed	Sect-3	Speed	lap time	Top Speed	lap	Sect-1	Speed	Sect-2	Speed	Sect-3	Speed	lap time	Top Speed
1	1:04.264		36.089		42.487	<u>177,5</u>	2:22.840		6	1:01.264		38.259		43.299	173,1	2:22.822	
2	1:01.374		53.168		42.319	168,5	2:36.861		7	1:03.566		35.816		42.227	174,5	2:21.609	
3	1:01.641		<u>35.165</u>		41.444	168,9	2:18.250		8	1:01.382		35.464		<u>41.165</u>	168,0	2:18.011	
4	1:02.302		36.325		49.818	166,7	2:28.445		9	1:02.326		35.535		42.083	168,0	2:19.944	
5	<u>1:00.710</u>		35.626		41.223	168,0	<u>2:17.559</u>		10								

77		Robert Winrow															
lap	Sect-1	Speed	Sect-2	Speed	Sect-3	Speed	lap time	Top Speed	lap	Sect-1	Speed	Sect-2	Speed	Sect-3	Speed	lap time	Top Speed
1	1:07.157		37.192		43.370	159,1	2:27.719		8	1:05.248		37.419		42.912	163,3	2:25.579	
2	<u>1:03.754</u>		36.905		42.612	<u>164,5</u>	2:23.271		9	1:04.269		37.169		42.586	<u>164,5</u>	2:24.024	
3	1:04.617		36.941		43.346	155,2	2:24.904		10	1:05.538		37.788		44.106	161,6	2:27.432	
4	1:06.268		37.468		44.522	154,9	2:28.258		11	1:08.322		41.010		46.131	156,8	2:35.463	
5	1:06.973		37.670		43.723	158,7	2:28.366		12	1:11.732		37.847		<u>41.084</u>	161,6	2:30.663	
6	1:05.791		37.143		43.486	159,9	2:26.420		13	1:04.582		<u>34.527</u>		41.311	154,1	<u>2:20.420</u>	
7	1:05.510		37.797		43.669	160,4	2:26.976		14								

82		Robin Webb															
lap	Sect-1	Speed	Sect-2	Speed	Sect-3	Speed	lap time	Top Speed	lap	Sect-1	Speed	Sect-2	Speed	Sect-3	Speed	lap time	Top Speed
1	1:06.483		37.817		44.194	155,6	2:28.494		8	1:07.523		39.465		45.249	158,3	2:32.237	
2	1:06.356		38.565		43.874	159,1	2:28.795		9	1:05.774		39.266		44.856	<u>161,6</u>	2:29.896	
3	1:06.895		39.064		44.320	155,2	2:30.279		10	1:05.650		39.734		47.803	146,9	2:33.187	
4	1:06.069		38.834		45.873	153,3	2:30.776		11	1:10.958		39.710		47.076	144,9	2:37.744	
5	1:05.435		38.966		44.737	155,2	2:29.138		12	1:07.965		35.465		<u>40.040</u>	157,6	2:23.470	
6	1:06.503		39.238		45.348	151,9	2:31.089		13	<u>1:00.852</u>		<u>34.940</u>		40.989	157,2	<u>2:16.781</u>	
7	1:06.398		39.609		44.841	157,6	2:30.848		14								

85		Mark Carter															
lap	Sect-1	Speed	Sect-2	Speed	Sect-3	Speed	lap time	Top Speed	lap	Sect-1	Speed	Sect-2	Speed	Sect-3	Speed	lap time	Top Speed
1	1:17.955		41.175		47.446	148,3	2:46.576		7	1:09.651		40.541		50.659	152,6	2:40.851	
2	1:11.376		40.007		50.845	146,9	2:42.228		8	1:09.547		41.280		46.910	154,9	2:37.737	
3	1:11.047		41.374		46.858	150,1	2:39.279		9	1:11.501		40.110		47.422	149,4	2:39.033	
4	1:10.017		40.836		46.320	150,4	2:37.173		10	1:11.074		42.363		47.078	146,3	2:40.515	
5	1:10.227		41.475		48.342	145,6	2:40.044		11	1:12.895		39.053		44.034	156,4	2:35.982	
6	1:08.714		41.529		48.335	151,5	2:38.578		12	<u>1:05.089</u>		<u>37.574</u>		<u>41.113</u>	<u>157,2</u>	<u>2:23.776</u>	

86		Iain Kinghorn															
lap	Sect-1	Speed	Sect-2	Speed	Sect-3	Speed	lap time	Top Speed	lap	Sect-1	Speed	Sect-2	Speed	Sect-3	Speed	lap time	Top Speed
1	1:10.282		39.532		45.992	150,4	2:35.806		7	1:11.289		41.218		47.036	149,7	2:39.543	
2	1:08.807		39.813		46.515	149,0	2:35.135		8	1:12.092		43.597		48.141	147,6	2:43.830	
3	1:10.755		42.173		48.314	147,6	2:41.242		9	1:12.614		41.848		46.429	150,1	2:40.891	
4	1:11.928		41.181		47.626	146,3	2:40.735		10	1:13.814		42.425		47.255	149,4	2:43.494	
5	1:11.463		40.901		47.324	146,3	2:39.688		11	1:12.659		39.451		42.769	<u>158,3</u>	2:34.879	
6	1:11.262		42.298		47.504	147,3	2:41.064		12	<u>1:05.876</u>		<u>37.812</u>		<u>41.517</u>	155,6	<u>2:25.205</u>	

87		Trevor Harber															
lap	Sect-1	Speed	Sect-2	Speed	Sect-3	Speed	lap time	Top Speed	lap	Sect-1	Speed	Sect-2	Speed	Sect-3	Speed	lap time	Top Speed
1	1:09.057		38.065		43.579	156,0	2:30.701		8	1:10.026		40.094		45.201	150,8	2:35.321	
2	1:06.727		38.008		43.709	158,0	2:28.444		9	1:10.129		39.836		46.578	152,6	2:36.543	
3	1:06.744		39.011		45.001	154,1	2:30.756		10	1:10.361		41.612		46.290	151,5	2:38.263	
4	1:09.602		39.318		46.014	148,7	2:34.934		11	1:11.169		39.263		44.683	149,0	2:35.115	
5	1:08.437		39.817		45.567	149,0	2:33.821		12	1:07.074		37.162		<u>42.375</u>	154,9	2:26.611	
6	1:09.885		39.416		46.216	146,6	2:35.517		13	<u>1:03.527</u>		<u>36.868</u>		42.691	<u>159,5</u>	<u>2:23.086</u>	
7	1:08.633		39.889		45.837	149,7	2:34.359		14								



British Race Festival 2019

Caterham Graduates Laps and Sector Times - Race 1

5 - 7 July 2019
Zandvoort GP - 4307 mtr.

88 Peter Tattersall																	
lap	Sect-1	Speed	Sect-2	Speed	Sect-3	Speed	lap time	Top Speed	lap	Sect-1	Speed	Sect-2	Speed	Sect-3	Speed	lap time	Top Speed
1	1:06.546		37.514		43.632	156,8	2:27.692		8	1:07.436		39.361		45.650	149,4	2:32.447	
2	1:06.147		38.163		43.550	154,5	2:27.860		9	1:06.726		38.977		44.738	164,5	2:30.441	
3	1:07.416		38.272		44.380	150,4	2:30.068		10	1:05.859		39.769		47.812	145,9	2:33.440	
4	1:06.517		38.928		44.790	151,1	2:30.235		11	1:10.953		39.715		46.941	139,8	2:37.609	
5	1:06.302		39.331		44.663	149,7	2:30.296		12	1:06.685		35.802		40.629	156,4	2:23.116	
6	1:06.179		38.474		44.986	150,1	2:29.639		13	1:01.350		34.501		40.955	156,0	2:16.806	
7	1:07.170		40.292		45.099	150,1	2:32.561		14								

89 Michael Segal																	
lap	Sect-1	Speed	Sect-2	Speed	Sect-3	Speed	lap time	Top Speed	lap	Sect-1	Speed	Sect-2	Speed	Sect-3	Speed	lap time	Top Speed
1	1:17.300		42.312		49.547	146,9	2:49.159		7	1:16.123		46.409		50.194	148,7	2:52.726	
2	1:16.544		42.856		49.122	149,0	2:48.522		8	1:18.943		46.159		49.839	149,0	2:54.941	
3	1:15.116		43.725		49.599	148,3	2:48.440		9	1:18.323		43.714		50.271	137,6	2:52.308	
4	1:17.054		45.016		52.914	146,9	2:54.984		10	1:17.648		41.680		47.436	154,1	2:46.764	
5	1:19.446		46.069		53.111	130,5	2:58.626		11	1:12.761		39.595		45.034	152,6	2:37.390	
6	1:18.568		46.833		50.733	142,6	2:56.134		12	1:08.308		38.096		44.634	148,0	2:31.038	

90 Andrew Cooper																	
lap	Sect-1	Speed	Sect-2	Speed	Sect-3	Speed	lap time	Top Speed	lap	Sect-1	Speed	Sect-2	Speed	Sect-3	Speed	lap time	Top Speed
1	1:10.914		39.270		45.420	156,0	2:35.604		7	1:12.302		41.366		47.255	150,1	2:40.923	
2	1:09.544		39.831		46.315	152,6	2:35.690		8	1:31.030		41.432		46.788	151,5	2:59.250	
3	1:10.894		41.695		48.105	146,6	2:40.694		9	1:10.806		41.596		49.954	149,7	2:42.356	
4	1:12.619		41.402		46.975	151,9	2:40.996		10	1:11.245		41.536		45.934	152,2	2:38.715	
5	1:11.781		40.602		46.794	145,6	2:39.177		11	1:12.092		40.547		45.236	158,0	2:37.875	
6	1:12.070		42.648		46.629	149,7	2:41.347		12	1:06.738		39.183		44.188	157,6	2:30.109	

94 Aman Uppal																	
lap	Sect-1	Speed	Sect-2	Speed	Sect-3	Speed	lap time	Top Speed	lap	Sect-1	Speed	Sect-2	Speed	Sect-3	Speed	lap time	Top Speed
1	1:04.097		35.629		41.402	183,1	2:21.128		8	1:02.470		36.653		42.466	176,0	2:21.589	
2	1:01.996		36.490		41.318	180,0	2:19.804		9	1:02.230		36.534		41.716	180,5	2:20.480	
3	1:02.333		36.209		40.785	183,1	2:19.327		10	1:01.855		37.301		40.731	185,3	2:19.887	
4	1:01.940		36.463		42.422	176,5	2:20.825		11	1:06.731		39.010		48.152	148,3	2:33.893	
5	1:03.015		37.050		41.911	178,0	2:21.976		12	1:17.313		42.442		40.504	182,1	2:40.259	
6	1:02.823		37.474		42.245	174,5	2:22.542		13	58.410		32.912		37.540	183,1	2:08.862	
7	1:03.104		36.954		42.222	174,0	2:22.280		14	57.120		33.281		37.846	188,6	2:08.247	

98 Robert Appleton																	
lap	Sect-1	Speed	Sect-2	Speed	Sect-3	Speed	lap time	Top Speed	lap	Sect-1	Speed	Sect-2	Speed	Sect-3	Speed	lap time	Top Speed
1	1:13.354		39.859		46.274	149,7	2:39.487		7	1:10.859		41.946		47.217	153,3	2:40.022	
2	1:10.442		41.514		46.886	146,9	2:38.842		8	1:10.747		41.856		48.778	150,8	2:41.381	
3	1:11.673		41.828		48.688	146,3	2:42.189		9	1:12.177		42.152		50.030	147,3	2:44.359	
4	1:12.007		42.003		48.121	146,3	2:42.131		10	1:13.253		42.075		47.348	149,7	2:42.676	
5	1:10.959		41.727		49.339	148,3	2:42.025		11	1:12.169		41.807		45.439	160,4	2:39.415	
6	1:10.767		41.869		47.976	149,7	2:40.612		12	1:07.026		38.740		44.556	158,7	2:30.322	

128 Barry White																	
lap	Sect-1	Speed	Sect-2	Speed	Sect-3	Speed	lap time	Top Speed	lap	Sect-1	Speed	Sect-2	Speed	Sect-3	Speed	lap time	Top Speed
1	1:03.874		35.614		41.645	184,2	2:21.133		8	1:02.377		36.268		41.564	177,5	2:20.209	
2	1:00.460		35.176		40.313	181,6	2:15.949		9	1:01.021		36.192		41.086	174,0	2:18.299	
3	1:00.981		35.380		41.261	181,6	2:17.622		10	1:00.476		36.107		41.642	177,5	2:18.225	
4	1:01.230		35.610		41.274	179,5	2:18.114		11	1:01.409		35.747		39.440	176,0	2:16.596	
5	1:01.361		35.945		41.288	179,5	2:18.594		12	1:03.112		39.456		47.610	156,0	2:30.178	
6	1:01.291		35.073		40.555	180,0	2:16.919		13	1:03.794		32.959		36.568	189,2	2:13.321	
7	1:00.156		36.669		42.277	180,0	2:19.102		14	53.897		31.780		38.063	184,2	2:03.740	

145 Andrew Johnson																	
lap	Sect-1	Speed	Sect-2	Speed	Sect-3	Speed	lap time	Top Speed	lap	Sect-1	Speed	Sect-2	Speed	Sect-3	Speed	lap time	Top Speed
1	1:04.306		35.934		41.114	181,6	2:21.354		8	1:02.265		36.375		41.593	173,1	2:20.233	
2	1:01.878		35.924		40.880	178,0	2:18.682		9	1:01.506		36.043		41.856	172,6	2:19.405	
3	1:02.059		36.013		40.848	179,5	2:18.920		10	1:01.353		36.059		39.733	180,5	2:17.145	
4	1:01.047		35.920		41.133	176,0	2:18.100		11	1:17.010		43.629		50.302	140,4	2:50.941	
5	1:01.267		36.187		41.384	173,6	2:18.838		12	1:17.638		41.811		40.677	178,0	2:40.126	



British Race Festival 2019

Caterham Graduates

5 - 7 July 2019

Laps and Sector Times - Race 1

Zandvoort GP - 4307 mtr.

6	1:01.758	35.770	41.339	173,1	2:18.867	13	59.313	33.535	<u>37.569</u>	179,0	2:10.417
7	1:01.272	35.700	41.995	172,2	2:18.967	14	<u>57.037</u>	<u>33.249</u>	37.775	179,5	<u>2:08.061</u>

146 Chris Dear																	
lap	Sect-1	Speed	Sect-2	Speed	Sect-3	Speed	lap time	Top Speed	lap	Sect-1	Speed	Sect-2	Speed	Sect-3	Speed	lap time	Top Speed
1	1:05.366		36.230		41.584	184,7	2:23.180		8	1:02.651		37.995		41.318	177,5	2:21.964	
2	1:01.908		36.204		40.790	183,7	2:18.902		9	1:01.958		36.057		41.014	183,1	2:19.029	
3	1:03.441		35.989		41.189	182,1	2:20.619		10	1:01.924		37.276		40.964	183,7	2:20.164	
4	1:01.904		35.715		42.182	180,5	2:19.801		11	1:06.808		38.839		48.096	150,4	2:33.743	
5	1:02.834		36.582		42.035	171,7	2:21.451		12	1:17.252		42.220		41.254	186,9	2:40.726	
6	1:03.343		37.085		42.291	177,5	2:22.719		13	59.865		34.703		<u>37.909</u>	182,1	2:12.477	
7	1:03.927		37.859		41.767	183,7	2:23.553		14	<u>56.227</u>		<u>32.545</u>		38.842	<u>188,0</u>	<u>2:07.614</u>	

168 Adam Harrison																	
lap	Sect-1	Speed	Sect-2	Speed	Sect-3	Speed	lap time	Top Speed	lap	Sect-1	Speed	Sect-2	Speed	Sect-3	Speed	lap time	Top Speed
1	1:08.392		37.611		43.204	166,3	2:29.207		8	1:04.612		37.301		43.480	159,1	2:25.393	
2	1:03.554		38.266		43.456	160,4	2:25.276		9	1:03.787		37.751		42.961	168,5	2:24.499	
3	1:05.958		37.990		43.845	167,1	2:27.793		10	1:04.992		37.920		47.473	149,7	2:30.385	
4	1:06.586		38.867		44.012	159,5	2:29.465		11	1:10.257		39.684		44.593	167,1	2:34.534	
5	1:05.083		37.627		44.032	158,0	2:26.742		12	1:07.186		36.066		40.488	<u>175,5</u>	2:23.740	
6	1:04.723		37.418		43.745	158,7	2:25.886		13	<u>1:01.223</u>		<u>34.163</u>		<u>39.175</u>	172,6	<u>2:14.561</u>	
7	1:04.634		37.556		43.785	159,1	2:25.975		14								

174 James Beardwell																	
lap	Sect-1	Speed	Sect-2	Speed	Sect-3	Speed	lap time	Top Speed	lap	Sect-1	Speed	Sect-2	Speed	Sect-3	Speed	lap time	Top Speed
1	1:02.298		35.443		40.838	175,0	2:18.579		8	1:03.061		36.255		41.130	176,5	2:20.446	
2	1:01.250		35.284		40.137	176,5	2:16.671		9	1:01.040		37.914		42.154	147,3	2:21.108	
3	1:00.332		35.334		41.039	170,3	2:16.705		10	59.457		35.329		41.830	173,1	2:16.616	
4	1:00.632		36.235		41.513	156,4	2:18.380		11	1:01.900		35.850		39.193	169,4	2:16.943	
5	1:01.262		35.874		40.994	180,5	2:18.130		12	1:03.187		39.499		47.568	151,9	2:30.254	
6	1:00.873		35.962		41.715	158,3	2:18.550		13	1:03.699		32.814		<u>36.384</u>	<u>191,5</u>	2:12.897	
7	1:00.825		36.128		41.743	183,7	2:18.696		14	<u>54.974</u>		<u>31.156</u>		37.608	176,0	<u>2:03.738</u>	



British Race Festival 2019

Caterham Graduates
Laptimes - Race 1

5 - 7 July 2019
Zandvoort GP - 4307 mtr.

Nbr	Name / Team name	1	2	3	4	5	6	7	8	9	10	11	12	13	14	15
3	Jamie Winrow	2:18.385	2:13.970	2:14.110	2:15.854	2:14.796	2:15.641	2:16.129	2:14.285	2:15.686	2:15.127	2:17.364	2:29.785	2:13.714	2:02.893	
5	Samuel Wilson	2:17.456	2:14.888	2:14.513	2:15.921	2:15.430	2:15.212	2:15.380	2:15.565	2:16.163	2:14.096	2:17.404	2:29.666	2:13.990	2:02.408	
6	Glenn Burtenshaw	2:18.400	2:16.533	2:16.170	2:16.395	2:15.776	2:14.929	2:15.218	2:13.486	2:15.238	2:13.447	2:16.092	2:30.202	2:14.232	2:02.498	
7	Steve McMaster	2:16.924	2:14.569	2:14.629	2:15.586	2:15.411	2:15.185	2:16.151	2:14.730	2:16.201	2:14.056	2:17.846	2:29.681	2:14.071	2:02.237	
9	Gareth Cordey	2:19.362	2:16.502	2:17.879	2:18.627	2:17.968	2:17.940	2:19.222	2:21.019	2:18.775	2:18.258	2:16.231	2:29.980	2:12.450	2:02.858	
11	Peter Marsh	2:26.286	2:21.645	2:23.138	2:22.217	2:21.165	2:20.440	2:20.934	2:22.315	2:21.987	2:19.907	2:25.983	2:37.754	2:12.435	2:07.480	
12	Michael Downing	2:21.495	2:18.456	2:20.603	2:21.006	2:20.937	2:21.962	2:22.143	2:27.243	2:18.866	2:15.802	2:34.040	2:40.795	2:09.456	2:08.172	
14	John Shiveral	2:21.734	2:19.688	2:21.409	2:21.526	2:21.105	2:21.900	2:21.857	2:20.335	2:21.049	2:19.903	2:33.579	2:41.745	2:12.552	2:07.159	
16	Simon Griffiths	2:18.580	2:16.143	2:15.633	2:16.998	2:16.333	2:15.621	2:24.854	2:16.899	2:15.589	2:15.113	2:19.150	2:37.656	2:11.914	2:02.551	
18	Mark Jones	2:24.441	2:23.476	2:22.948	2:23.169	2:24.410	2:22.710	2:23.411	2:26.945	2:24.897	2:27.605	2:40.607	2:32.558	2:20.095		
21	Christopher Buckley	2:26.112	2:22.512	2:22.552	2:24.436	2:23.340	2:22.635	2:22.195	2:19.299	2:21.385	2:20.817	2:33.556	2:29.221	2:10.723	2:06.246	
22	Ryan Scarratt	2:26.004	2:21.183	2:19.736	2:21.108	2:19.772	2:20.003	2:19.693	2:30.954	2:25.782	2:21.829	2:33.494	2:28.757	2:08.568	2:07.122	
25	Stephen Clark	2:17.280	2:15.287	2:14.813	2:15.453	2:15.192	2:15.358	2:16.281	2:14.444	2:15.973	2:14.321	2:17.620	2:29.862	2:13.585	2:02.237	
29	Tim Child	2:18.843	2:16.161	2:21.178	2:17.930	2:17.691	2:17.506	2:18.365	2:20.313	2:18.391	2:14.988	2:14.539	2:36.010	2:12.113	2:03.154	
33	Ben Winrow	2:19.124	2:13.965	2:13.750	2:16.721	2:15.287	2:14.217	2:16.347	2:14.099	2:15.784	2:15.209	2:17.024	2:29.828	2:15.160	2:02.829	
38	Daren Ford	2:23.886	2:28.363	2:23.512	2:25.398	2:22.267	2:22.791	2:21.151	2:22.618	2:21.482	2:24.238	2:25.063	2:28.707	2:11.600	2:05.721	
44	Charles Elliott	2:20.601	2:19.189	2:17.789	2:17.478	2:16.769	2:16.619	2:16.791	2:19.575	2:16.405	2:15.606	2:15.308	2:35.798	2:11.875	2:03.511	
45	Richard Noordhof	2:18.473	2:16.777	2:16.224	2:15.808	2:15.435	2:14.173	2:15.426	2:14.180	2:13.257	2:14.408	2:16.683	2:30.494	2:14.271	2:03.137	
57	Christopher Rayment	2:23.874	2:22.723	2:22.095	2:23.290	2:21.024	2:20.742	2:21.906	2:22.561	2:23.761	2:22.634	2:33.224	2:29.415	2:18.759	2:15.492	
59	Neil Sturgess	2:24.116	2:23.055	2:23.521	2:24.670	2:24.403	2:22.648	2:22.378	2:20.634	2:20.107						
69	John Benfield	2:22.840	2:36.861	2:18.250	2:28.445	2:17.559	2:22.822	2:21.609	2:18.011	2:19.944						
77	Robert Winrow	2:27.719	2:23.271	2:24.904	2:28.258	2:28.366	2:26.420	2:26.976	2:25.579	2:24.024	2:27.432	2:35.463	2:30.663	2:20.420		
82	Robin Webb	2:28.494	2:28.795	2:30.279	2:30.776	2:29.138	2:31.089	2:30.848	2:32.237	2:29.896	2:33.187	2:37.744	2:23.470	2:16.781		
85	Mark Carter	2:46.576	2:42.228	2:39.279	2:37.173	2:40.044	2:38.578	2:40.851	2:37.737	2:39.033	2:40.515	2:35.982	2:23.776			
86	Iain Kinghorn	2:35.806	2:35.135	2:41.242	2:40.735	2:39.688	2:41.064	2:39.543	2:43.830	2:40.891	2:43.494	2:34.879	2:25.205			
87	Trevor Harber	2:30.701	2:28.444	2:30.756	2:34.934	2:33.821	2:35.517	2:34.359	2:35.321	2:36.543	2:38.263	2:35.115	2:26.611	2:23.086		
88	Peter Tattersall	2:27.692	2:27.860	2:30.068	2:30.235	2:30.296	2:29.639	2:32.561	2:32.447	2:30.441	2:33.440	2:37.609	2:23.116	2:16.806		
89	Michael Segal	2:49.159	2:48.522	2:48.440	2:54.984	2:58.626	2:56.134	2:52.726	2:54.941	2:52.308	2:46.764	2:37.390	2:31.038			
90	Andrew Cooper	2:35.604	2:35.690	2:40.694	2:40.996	2:39.177	2:41.347	2:40.923	2:59.250	2:42.356	2:38.715	2:37.875	2:30.109			
94	Aman Uppal	2:21.128	2:19.804	2:19.327	2:20.825	2:21.976	2:22.542	2:22.280	2:21.589	2:20.480	2:19.887	2:33.893	2:40.259	2:08.862	2:08.247	
98	Robert Appleton	2:39.487	2:38.842	2:42.189	2:42.131	2:42.025	2:40.612	2:40.022	2:41.381	2:44.359	2:42.676	2:39.415	2:30.322			
128	Barry White	2:21.133	2:15.949	2:17.622	2:18.114	2:18.594	2:16.919	2:19.102	2:20.209	2:18.299	2:18.225	2:16.596	2:30.178	2:13.321	2:03.740	
145	Andrew Johnson	2:21.354	2:18.682	2:18.920	2:18.100	2:18.838	2:18.867	2:18.967	2:20.233	2:19.405	2:17.145	2:50.941	2:40.126	2:10.417	2:08.061	
146	Chris Dear	2:23.180	2:18.902	2:20.619	2:19.801	2:21.451	2:22.719	2:23.553	2:21.964	2:19.029	2:20.164	2:33.743	2:40.726	2:12.477	2:07.614	
168	Adam Harrison	2:29.207	2:25.276	2:27.793	2:29.465	2:26.742	2:25.886	2:25.975	2:25.393	2:24.499	2:30.385	2:34.534	2:23.740	2:14.561		
174	James Beardwell	2:18.579	2:16.671	2:16.705	2:18.380	2:18.130	2:18.550	2:18.696	2:20.446	2:21.108	2:16.616	2:16.943	2:30.254	2:12.897	2:03.738	



British Race Festival 2019

Caterham Graduates
Result of Race 1

5 - 7 July 2019
Zandvoort GP - 4307 mtr.

SigMax-Graduates

Pos	Nbr	Name	Gap	Diff	Total time	Fastest	In
1	5	Samuel Wilson	-- 14 laps --		31:43.283	2:02.408	14
2	25	Stephen Clark	0.349	0.349	31:43.632	2:02.237	14
3	7	Steve McMaster	0.367	0.018	31:43.650	2:02.237	14
4	3	Jamie Winrow	1.384	1.017	31:44.667	2:02.893	14
5	33	Ben Winrow	3.073	1.689	31:46.356	2:02.829	14
6	6	Glenn Burtenshaw	3.104	0.031	31:46.387	2:02.498	14
7	45	Richard Noordhof	3.482	0.378	31:46.765	2:03.137	14
8	16	Simon Griffiths	27.751	24.269	32:11.034	2:02.551	14
9	44	Charles Elliott	29.565	1.814	32:12.848	2:03.511	14
10	9	Gareth Cordey	30.534	0.969	32:13.817	2:02.858	14
11	12	Michael Downing	1:28.431	57.897	33:11.714	2:08.172	14
12	11	Peter Marsh	1:30.638	2.207	33:13.921	2:07.480	14
13	22	Ryan Scarratt	1:31.058	0.420	33:14.341	2:07.122	14
14	21	Christopher Buckley	1:33.278	2.220	33:16.561	2:06.246	14
15	38	Daren Ford	1:33.516	0.238	33:16.799	2:05.721	14
16	18	Mark Jones	-- 13 laps --		31:49.016	2:20.095	13

Caterham 150 Graduates

Pos	Nbr	Name	Gap	Diff	Total time	Fastest	In
1	29	Tim Child	-- 14 laps --		32:13.505	2:03.154	14
2	128	Barry White	2.776	2.776	32:16.281	2:03.740	14
3	174	James Beardwell	2.855	0.079	32:16.360	2:03.738	14
4	145	Andrew Johnson	55.974	53.119	33:09.479	2:08.061	14
5	94	Aman Uppal	56.328	0.354	33:09.833	2:08.247	14
6	14	John Shiveral	59.589	3.261	33:13.094	2:07.159	14
7	146	Chris Dear	1:00.188	0.599	33:13.693	2:07.614	14

Mega-Graduates

Pos	Nbr	Name	Gap	Diff	Total time	Fastest	In
1	57	Christopher Rayment	-- 14 laps --		33:32.889	2:15.492	14
2	77	Robert Winrow	-- 13 laps --		32:01.744	2:20.420	13
Not Classified in Class MG Did not Finish Or Classification limit (80% of 14 Laps) = 11 Laps							
DNF	69	John Benfield	-- 9 laps --		21:36.032	2:17.559	5
DNF	59	Neil Sturgess	0.083	0.083	21:36.115	2:20.107	9

Caterham 135 Graduates

Pos	Nbr	Name	Gap	Diff	Total time	Fastest	In
1	168	Adam Harrison	-- 13 laps --		31:56.034	2:14.561	13

Fastest time: 2:02.237 in lap 14 by nbr. 25 : Stephen Clark ()

Publication-time

Results: www.raceresults.nu

Timekeeping by : Circuit Park Zandvoort

Time Printed 06-07-2019 - 15:33

Race Director Steve Burns (MS UK 85348)	Steward Mike Berger (1958)	Timekeeper Ilja Lammers (47595)	
Page 1 of 2 Results remain provisional pending technical examination and decisions from the stewards of the meeting			



British Race Festival 2019

Caterham Graduates
Result of Race 1

5 - 7 July 2019
Zandvoort GP - 4307 mtr.

Classic Graduates

Pos	Nbr	Name	Gap	Diff	Total time	Fastest	In
1	82	Robin Webb	-- 13 laps --		32:36.162	2:16.781	13
2	88	Peter Tattersall	0.074	0.074	32:36.236	2:16.806	13
3	87	Trevor Harber	40.825	40.751	33:16.987	2:23.086	13
4	86	Iain Kinghorn	-- 12 laps --		31:55.553	2:25.205	12
5	85	Mark Carter	0.024	0.024	31:55.577	2:23.776	12
6	90	Andrew Cooper	21.910	21.886	32:17.463	2:30.109	12
7	98	Robert Appleton	22.816	0.906	32:18.369	2:30.322	12
8	89	Michael Segal	2:10.101	1:47.285	34:05.654	2:31.038	12

Fastest time: 2:02.237 in lap 14 by nbr. 25 : Stephen Clark ()

Publication-time

Results: www.raceresults.nu

Timekeeping by : Circuit Park Zandvoort

Time Printed 06-07-2019 - 15:33

Race Director Steve Burns (MS UK 85348)	Steward Mike Berger (1958)	Timekeeper Ilja Lammers (47595)	
Page 2 of 2	Results remain provisional pending technical examination and decisions from the stewards of the meeting		



British Race Festival 2019

Caterham Graduates Sector analyse - Race 1

5 - 7 July 2019
Zandvoort GP - 4307 mtr.

Pos	Nbr	Name / Team name	Sector 1			Sector 2			Sector 3			Theoretical best	Actual best	In
			time	Lap	pos	time	Lap	pos	time	Lap	pos			
1	5	Samuel Wilson	55.507	14	12	31.251	14	3	35.650	14	3	2:02.408	2:02.408	14
2	25	Stephen Clark	55.185	14	8	31.252	14	4	35.800	14	6	2:02.237	2:02.237	14
3	7	Steve McMaster	55.374	14	11	31.666	13	11	35.071	14	1	2:02.111	2:02.237	14
4	3	Jamie Winrow	55.362	14	10	31.642	13	10	35.729	14	4	2:02.733	2:02.893	14
5	33	Ben Winrow	55.185	14	7	31.364	13	7	36.223	14	8	2:02.772	2:02.829	14
6	6	Glenn Burtenshaw	55.324	14	9	31.386	14	8	35.788	14	5	2:02.498	2:02.498	14
7	45	Richard Noordhof	56.268	14	19	31.265	14	5	35.604	14	2	2:03.137	2:03.137	14
8	16	Simon Griffiths	54.448	14	4	31.195	14	2	36.505	13	11	2:02.148	2:02.551	14
9	44	Charles Elliott	54.645	14	5	31.400	14	9	36.274	13	9	2:02.319	2:03.511	14
10	29	Tim Child	53.706	14	1	31.818	14	13	36.166	13	7	2:01.690	2:03.154	14
11	9	Gareth Cordey	53.797	14	2	31.285	14	6	36.717	13	13	2:01.799	2:02.858	14
12	128	Barry White	53.897	14	3	31.780	14	12	36.568	13	12	2:02.245	2:03.740	14
13	174	James Beardwell	54.974	14	6	31.156	14	1	36.384	13	10	2:02.514	2:03.738	14
14	145	Andrew Johnson	57.037	14	21	33.249	14	22	37.569	13	18	2:07.855	2:08.061	14
15	94	Aman Uppal	57.120	14	22	32.912	13	19	37.540	13	17	2:07.572	2:08.247	14
16	12	Michael Downing	56.119	14	16	33.011	13	21	37.892	13	19	2:07.022	2:08.172	14
17	14	John Shiveral	56.097	14	14	32.524	14	16	38.348	13	22	2:06.969	2:07.159	14
18	146	Chris Dear	56.227	14	17	32.545	14	17	37.909	13	20	2:06.681	2:07.614	14
19	11	Peter Marsh	56.110	14	15	32.956	14	20	38.190	13	21	2:07.256	2:07.480	14
20	22	Ryan Scarratt	55.610	14	13	32.816	14	18	36.922	13	14	2:05.348	2:07.122	14
21	21	Christopher Buckley	56.240	14	18	31.994	14	15	37.196	13	16	2:05.430	2:06.246	14
22	38	Daren Ford	56.825	14	20	31.930	14	14	36.966	14	15	2:05.721	2:05.721	14
23	57	Christopher Rayment	1:00.961	14	25	34.985	14	27	39.546	14	24	2:15.492	2:15.492	14
24	18	Mark Jones	1:03.294	13	29	35.992	13	30	40.809	13	27	2:20.095	2:20.095	13
25	168	Adam Harrison	1:01.223	13	26	34.163	13	23	39.175	13	23	2:14.561	2:14.561	13
26	77	Robert Winrow	1:03.754	2	31	34.527	13	25	41.084	12	28	2:19.365	2:20.420	13
27	82	Robin Webb	1:00.852	13	24	34.940	13	26	40.040	12	25	2:15.832	2:16.781	13
28	88	Peter Tattersall	1:01.350	13	27	34.501	13	24	40.629	12	26	2:16.480	2:16.806	13
29	87	Trevor Harber	1:03.527	13	30	36.868	13	31	42.375	12	33	2:22.770	2:23.086	13
30	86	Iain Kinghorn	1:05.876	12	33	37.812	12	33	41.517	12	32	2:25.205	2:25.205	12
31	85	Mark Carter	1:05.089	12	32	37.574	12	32	41.113	12	29	2:23.776	2:23.776	12
32	90	Andrew Cooper	1:06.738	12	34	39.183	12	36	44.188	12	34	2:30.109	2:30.109	12
33	98	Robert Appleton	1:07.026	12	35	38.740	12	35	44.556	12	35	2:30.322	2:30.322	12
34	89	Michael Segal	1:08.308	12	36	38.096	12	34	44.634	12	36	2:31.038	2:31.038	12
35	69	John Benfield	1:00.710	5	23	35.165	3	28	41.165	8	30	2:17.040	2:17.559	5
36	59	Neil Sturgess	1:01.860	9	28	35.929	9	29	41.449	1	31	2:19.238	2:20.107	9



British Race Festival 2019

Final starting grid

5 - 7 July 2019
Zandvoort GP - 4307 mtr.

Starting grid - Caterham Graduates - Race 1

Start Time : 15:00 - Heat Duration : 30 Minutes

Pos	Nbr	Name	time
-----	-----	------	------

Pos	Nbr	Name	time
-----	-----	------	------

----- STARTLINE -----
Pole Left

1	5	Samuel Wilson	1: 56.586
---	---	---------------	-----------

Row 1

2	25	Stephen Clark	1: 56.702
---	----	---------------	-----------

3	29	Tim Child	1: 57.000
---	----	-----------	-----------

Row 2

4	7	Steve McMaster	1: 57.088
---	---	----------------	-----------

5	3	Jamie Winrow	1: 57.313
---	---	--------------	-----------

Row 3

6	9	Gareth Cordey	1: 57.526
---	---	---------------	-----------

7	33	Ben Winrow	1: 57.574
---	----	------------	-----------

Row 4

8	14	John Shiveral	1: 57.727
---	----	---------------	-----------

9	146	Chris Dear	1: 58.088
---	-----	------------	-----------

Row 5

10	6	Glenn Burtenshaw	1: 58.113
----	---	------------------	-----------

11	45	Richard Noordhof	1: 58.160
----	----	------------------	-----------

Row 6

12	16	Simon Griffiths	1: 58.731
----	----	-----------------	-----------

13	128	Barry White	1: 58.737
----	-----	-------------	-----------

Row 7

14	94	Aman Uppal	1: 59.139
----	----	------------	-----------

15	174	James Beardwell	1: 59.221
----	-----	-----------------	-----------

Row 8

16	69	John Benfield	1: 59.276
----	----	---------------	-----------

17	145	Andrew Johnson	1: 59.311
----	-----	----------------	-----------

Row 9

18	44	Charles Elliott	1: 59.875
----	----	-----------------	-----------

19	38	Daren Ford	2: 00.094
----	----	------------	-----------

Row 10

20	22	Ryan Scarratt	2: 00.201
----	----	---------------	-----------

21	11	Peter Marsh	2: 00.367
----	----	-------------	-----------

Row 11

22	59	Neil Sturgess	2: 00.671
----	----	---------------	-----------

23	12	Michael Downing	2: 00.870
----	----	-----------------	-----------

Row 12

24	21	Christopher Buckley	2: 00.984
----	----	---------------------	-----------

25	57	Christopher Rayment	2: 01.940
----	----	---------------------	-----------


Row 13

26	18	Mark Jones	2: 01.977
----	----	------------	-----------

27	77	Robert Winrow	2: 04.311
----	----	---------------	-----------

Row 14

28	168	Adam Harrison	2: 05.694
----	-----	---------------	-----------

Results: www.raceresults.nu		Timekeeping by : Circuit Park Zandvoort		Publication-time	
Steward		Steward			
Mike Berger (1958)		Kevin Dawson (MS UK 140430)			
Page 1 of 2					



British Race Festival 2019

Final starting grid

5 - 7 July 2019
Zandvoort GP - 4307 mtr.

Starting grid - Caterham Graduates - Race 1

Pos	Nbr	Name	time
29	82	Robin Webb	2: 10.415
31	88	Peter Tattersall	2: 11.303
33	86	Iain Kinghorn	2: 12.536
35	98	Robert Appleton	2: 18.081

Row 15

Row 16

Row 17

Row 18

Row 19

Pos	Nbr	Name	time
30	87	Trevor Harber	2: 10.465
32	85	Mark Carter	2: 12.086
34	90	Andrew Cooper	2: 15.790
36	89	Michael Segal	2: 21.770

Results: www.raceresults.nu			Timekeeping by : Circuit Park Zandvoort		Publication-time	
Steward			Steward		Time Printed 06-07-2019 - 16:14	
Mike Berger (1958)		Kevin Dawson (MS UK 140430)		John Timmers (42707)		
Page 2 of 2						



British Race Festival 2019

Heat name : Caterham Graduates - Race 1
 Heat Date : 06 July 2019
 Track name : Zandvoort GP - 4307 mtr.

Participants Started	: 36	Participants Classified	: 34
Participants Finished	: 34	Participants Not Classified	: 2
Participants Not Finished	: 2		

Green flag at	: 14:58:46	Heat recording start time	: 14:50:04
Finish flag waved at	: 15:30:30	Heat recording end time	: 15:32:56
Total time under Green	: 31:43	Total of All Laps in Heat	: 478
Number of cautions	: 0	Total time under Yellow	: 00:00:00
Number of code-60's	: 0	Total time under Code-60	: 00:00:00

Summary of winners per class

Nbr	Name / Team name	Cls	Fastest Laptime	In	Avg. Speed	Laps	Race Time
5	Samuel Wilson	SM	2:02.408	14	114,05	14	31:43.283
29	Tim Child	150	2:03.154	14	112,26	14	32:13.505
57	Christopher Rayment	MG	2:15.492	14	107,84	14	33:32.889
168	Adam Harrison	135	2:14.561	13	105,20	13	31:56.034
82	Robin Webb	CL	2:16.781	13	103,04	13	32:36.162

Leader history during the Heat

#	Nbr	Lap	to Lap	Name
1	5	1	14	Samuel Wilson

Best Lap time history during the Heat

#	Nbr	lap time	in lap	Name	time of day
1	5	2:14.888	2	Samuel Wilson	15:03:24
2	7	2:14.569	2	Steve McMaster	15:03:24
3	3	2:13.970	2	Jamie Winrow	15:03:26
4	33	2:13.965	2	Ben Winrow	15:03:27
5	33	2:13.750	3	Ben Winrow	15:05:40
6	6	2:13.486	8	Glenn Burtenshaw	15:17:01
7	45	2:13.257	9	Richard Noordhof	15:19:14
8	16	2:11.914	13	Simon Griffiths	15:28:55
9	44	2:11.875	13	Charles Elliott	15:28:56
10	145	2:10.417	13	Andrew Johnson	15:29:48
11	94	2:08.862	13	Aman Uppal	15:29:48
12	22	2:08.568	13	Ryan Scarratt	15:29:54
13	5	2:02.408	14	Samuel Wilson	15:30:30
14	25	2:02.237	14	Stephen Clark	15:30:30

Summary of best lap times per class

Nbr	Name / Team name	Cls	Fastest Laptime	In	Speed
25	Stephen Clark	SM	2:02.237	14	126,85
7	Steve McMaster	SM	2:02.237	14	126,85
29	Tim Child	150	2:03.154	14	125,90
57	Christopher Rayment	MG	2:15.492	14	114,44
168	Adam Harrison	135	2:14.561	13	115,23
82	Robin Webb	CL	2:16.781	13	113,36



British Race Festival 2019

Summary of number of laps in the lead

#	Nbr	Name	# Laps in the lead
1	5	Samuel Wilson	14



British Race Festival 2019

Caterham Graduates
Final results Race 2

5 - 7 July 2019
Zandvoort GP - 4307 mtr.

Started: 35 Not Started: 0 Classified: 31 Not Classified: 4

Pos	Nbr	Name	Cls	PIC	Gap	Total time	Fastest	In	Avg. Speed
1	25	Stephen Clark	SM	1	-- 15 laps --	31:03.423	1:57.803	13	124.81
2	3	Jamie Winrow	SM	2	0.332	31:03.755	1:57.716	13	124.79
3	7	Steve McMaster	SM	3	0.569	31:03.992	1:57.766	12	124.77
4	9	Gareth Cordey	SM	4	1.015	31:04.438	1:57.764	14	124.74
5	14	John Shiveral	150	1	4.515	31:07.938	1:57.485	12	124.51
6	29	Tim Child	150	2	4.582	31:08.005	1:58.112	12	124.50
7	33	Ben Winrow	SM	5	12.914	31:16.337	1:59.114	12	123.95
8	16	Simon Griffiths	SM	6	12.929	31:16.352	1:58.820	6	123.95
9	6	Glenn Burtenshaw	SM	7	13.048	31:16.471	1:58.489	3	123.94
10	45	Richard Noordhof	SM	8	13.342	31:16.765	1:58.319	6	123.92
11	44	Charles Elliott	SM	9	13.606	31:17.029	1:58.148	13	123.90
12	128	Barry White	150	3	13.849	31:17.272	1:58.729	13	123.89
13	145	Andrew Johnson	150	4	23.428	31:26.851	2:00.341	14	123.26
14	94	Aman Uppal	150	5	24.864	31:28.287	2:00.675	13	123.16
15	12	Michael Downing	SM	10	25.598	31:29.021	2:00.526	4	123.12
16	38	Daren Ford	SM	11	25.676	31:29.099	1:59.501	14	123.11
17	146	Chris Dear	150	6	25.793	31:29.216	2:00.511	8	123.10
18	11	Peter Marsh	SM	12	28.434	31:31.857	2:00.980	8	122.93
19	18	Mark Jones	SM	13	31.205	31:34.628	2:00.679	7	122.75
20	57	Christopher Rayment	MG	1	31.960	31:35.383	2:01.656	14	122.70
21	77	Robert Winrow	MG	2	1:19.288	32:22.711	2:03.524	13	119.71
22	168	Adam Harrison	135	1	1:19.357	32:22.780	2:03.345	13	119.71
23	59	Neil Sturgess	MG	3	-- 14 laps --	31:16.630	2:00.437	7	115.67
24	87	Trevor Harber	CL	1	47.120	32:03.750	2:10.744	5	112.83
25	85	Mark Carter	CL	2	47.169	32:03.799	2:11.760	11	112.83
26	88	Peter Tattersall	CL	3	47.850	32:04.480	2:10.752	6	112.79
27	82	Robin Webb	CL	4	48.439	32:05.069	2:11.518	4	112.76
28	86	Iain Kinghorn	CL	5	48.632	32:05.262	2:11.141	12	112.74
29	90	Andrew Cooper	CL	6	1:11.643	32:28.273	2:15.268	5	111.41
30	89	Michael Segal	CL	7	2:00.745	33:17.375	2:18.227	14	108.67
31	98	Robert Appleton	CL	8	2:00.750	33:17.380	2:18.302	14	108.67

Not Classified in Class SM Did not Finish Or Classification limit (80% of 15 Laps) = 12 Laps

DNF	22	Ryan Scarratt	SM		-- 9 laps --	19:50.568	2:00.669	7	117.21
DNF	21	Christopher Buckley	SM		2:46.595	22:37.163	1:59.433	7	102.82
DNF	5	Samuel Wilson	SM						

Not Classified in Class 150 Did not Finish Or Classification limit (80% of 15 Laps) = 12 Laps

DNF	174	James Beardwell	150		-- 2 laps --	4:16.334			120.97
-----	-----	-----------------	-----	--	--------------	----------	--	--	--------


Fastest time : 1:57.485 in lap 12 by nbr. 14 : John Shiveral ()

Publication-time

Results: www.raceresults.nu

Timekeeping by : Circuit Park Zandvoort

Time Printed 07-07-2019 - 15:20

Steward	Steward	Steward	
Mike Berger (1958)	Kevin Dawson (MS UK 140430)	John Timmers (42707)	
Page 1 of 1			



British Race Festival 2019

Caterham Graduates - Race 2

5 - 7 July 2019
Zandvoort GP - 4307 mtr.

Pos	No	Name	Lap	1	2	3	4	5	6	7	8	9	10	11	12	13	14	15
1	25	Stephen Clark		7	3	25	25	25	25	7	25	25	25	25	7	25	25	25
2	3	Jamie Winrow		25	7	7	7	7	7	25	7	7	7	7	25	7	3	3
3	7	Steve McMaster		3	25	3	3	3	9	9	3	3	3	3	3	3	7	7
4	9	Gareth Cordey		29	29	9	9	9	3	3	9	9	9	9	9	9	9	9
5	14	John Shiveral		9	9	29	29	29	29	14	29	29	29	29	29	29	29	14
6	29	Tim Child		14	14	14	14	14	14	29	14	14	14	14	14	14	14	29
7	33	Ben Winrow		16	33	6	6	6	6	6	6	6	16	16	16	16	33	33
8	16	Simon Griffiths		6	16	33	16	16	16	45	45	45	6	6	45	45	16	16
9	6	Glenn Burtenshaw		33	6	16	33	45	45	16	16	16	45	45	33	33	6	6
10	45	Richard Noordhof		128	128	128	45	128	128	128	128	128	128	128	6	6	45	45
11	44	Charles Elliott		174	45	45	128	33	33	33	33	33	33	33	44	44	44	44
12	128	Barry White		45	145	145	44	44	44	44	44	44	44	44	128	128	128	128
13	145	Andrew Johnson		145	94	44	145	145	145	94	94	145	145	145	145	145	145	145
14	94	Aman Uppal		94	44	94	94	94	94	145	145	94	94	94	12	12	94	94
15	12	Michael Downing		59	174	146	146	146	146	146	146	12	12	12	94	94	12	12
16	38	Daren Ford		11	146	12	12	12	12	12	12	146	146	146	146	146	146	38
17	146	Chris Dear		38	12	18	11	22	22	22	22	11	11	11	11	11	38	146
18	11	Peter Marsh		44	18	11	18	18	18	18	21	18	18	18	18	38	11	11
19	18	Mark Jones		146	11	22	22	11	21	21	18	38	57	38	38	57	57	18
20	57	Christopher Rayment		18	22	21	21	21	11	11	11	57	38	57	57	18	18	57
21	77	Robert Winrow		12	21	57	57	57	57	57	57	59	59	59	59	59	77	77
22	168	Adam Harrison		22	57	77	38	38	38	38	38	77	77	77	77	77	168	168
23	59	Neil Sturgess		21	77	38	59	59	59	59	59	168	168	168	168	168	59	
24	87	Trevor Harber		57	168	168	77	77	77	77	77	22	88	85	88	85	87	
25	85	Mark Carter		77	38	59	168	168	168	168	168	88	85	87	85	88	85	
26	88	Peter Tattersall		168	59	85	82	85	85	87	87	85	87	88	87	87	88	
27	82	Robin Webb		87	85	88	85	82	82	85	85	87	82	82	82	82	82	
28	86	Iain Kinghorn		88	88	82	87	87	87	82	88	82	86	86	86	86	86	
29	90	Andrew Cooper		85	87	87	86	86	88	88	82	86	90	90	90	90	90	
30	89	Michael Segal		82	82	86	88	88	86	86	86	90	98	89	98	98	89	



British Race Festival 2019

Caterham Graduates - Race 2

5 - 7 July 2019
Zandvoort GP - 4307 mtr.

Pos	No	Name	Lap	1	2	3	4	5	6	7	8	9	10	11	12	13	14	15
31	98	Robert Appleton		86	86	90	90	90	90	90	90	98	89	98	89	89	98	
32	22	Ryan Scarratt		90	90	89	89	89	98	98	98	89						
33	21	Christopher Buckley		98	89	98	98	98	89	89	89	21						
34	174	James Beardwell		89	98													



British Race Festival 2019

Caterham Graduates

5 - 7 July 2019

Laps and Sector Times - Race 2

Zandvoort GP - 4307 mtr.

3		Jamie Winrow															
lap	Sect-1	Speed	Sect-2	Speed	Sect-3	Speed	lap time	Top Speed	lap	Sect-1	Speed	Sect-2	Speed	Sect-3	Speed	lap time	Top Speed
1	54.317		30.490		36.001	185.8	2:00.808		9	52.793		30.317		35.113	187.5	1:58.223	
2	52.753		30.770		35.652	178.5	1:59.175		10	1:03.476		40.559		45.071	110.6	2:29.106	
3	53.010		30.595		35.583	185.8	1:59.188		11	1:24.501		40.833		41.083	181.6	2:46.417	
4	52.846		<u>30.291</u>		35.532	186.9	1:58.669		12	52.295		30.493		35.291	186.4	1:58.079	
5	52.701		30.489		35.504	185.8	1:58.694		13	52.214		30.443		<u>35.059</u>	<u>190.3</u>	<u>1:57.716</u>	
6	52.732		30.615		35.356	185.3	1:58.703		14	52.314		30.457		35.329	183.1	1:58.100	
7	52.369		30.583		35.063	<u>190.3</u>	1:58.015		15	<u>51.993</u>		30.676		35.085	186.9	1:57.754	
8	52.757		30.923		35.504	187.5	1:59.184		16								

5		Samuel Wilson															
lap	Sect-1	Speed	Sect-2	Speed	Sect-3	Speed	lap time	Top Speed	lap	Sect-1	Speed	Sect-2	Speed	Sect-3	Speed	lap time	Top Speed

6		Glenn Burtenshaw															
lap	Sect-1	Speed	Sect-2	Speed	Sect-3	Speed	lap time	Top Speed	lap	Sect-1	Speed	Sect-2	Speed	Sect-3	Speed	lap time	Top Speed
1	54.815		30.752		36.123	181.6	2:01.690		9	53.286		30.787		36.041	175.0	2:00.114	
2	53.224		31.244		35.740	188.6	2:00.208		10	1:02.282		40.612		44.265	103.1	2:27.159	
3	52.517		<u>30.460</u>		35.512	180.5	<u>1:58.489</u>		11	1:25.481		40.057		39.773	179.5	2:45.311	
4	52.731		30.488		35.586	177.0	1:58.805		12	54.676		31.177		<u>35.001</u>	188.0	2:00.854	
5	52.846		30.695		35.810	176.5	1:59.351		13	52.551		30.829		35.801	<u>190.3</u>	1:59.181	
6	52.666		30.728		35.714	177.0	1:59.108		14	53.072		31.466		35.542	184.2	2:00.080	
7	<u>52.436</u>		30.824		35.642	176.5	1:58.902		15	52.860		30.934		36.146	183.7	1:59.940	
8	52.797		31.296		35.930	176.0	2:00.023		16								

7		Steve McMaster															
lap	Sect-1	Speed	Sect-2	Speed	Sect-3	Speed	lap time	Top Speed	lap	Sect-1	Speed	Sect-2	Speed	Sect-3	Speed	lap time	Top Speed
1	54.437		30.480		36.264	179.0	2:01.181		9	52.327		<u>30.374</u>		35.499	186.9	1:58.200	
2	52.668		30.683		35.964	178.0	1:59.315		10	1:03.178		40.481		45.168	117.9	2:28.827	
3	52.586		30.476		35.860	176.5	1:58.922		11	1:24.788		40.709		41.598	178.0	2:47.095	
4	52.483		30.635		35.575	184.2	1:58.693		12	<u>51.932</u>		30.565		35.269	179.5	<u>1:57.766</u>	
5	52.451		30.402		35.799	177.5	1:58.652		13	52.088		30.641		35.181	185.8	1:57.910	
6	52.289		30.672		35.323	185.8	1:58.284		14	52.235		30.587		35.514	180.5	1:58.336	
7	52.306		30.620		35.190	184.7	1:58.116		15	52.385		30.538		<u>35.022</u>	<u>187.5</u>	1:57.945	
8	52.399		31.380		35.519	181.0	1:59.298		16								

9		Gareth Cordey															
lap	Sect-1	Speed	Sect-2	Speed	Sect-3	Speed	lap time	Top Speed	lap	Sect-1	Speed	Sect-2	Speed	Sect-3	Speed	lap time	Top Speed
1	54.762		30.547		36.219	185.3	2:01.528		9	53.063		<u>30.163</u>		35.165	188.0	1:58.391	
2	52.349		31.081		35.509	189.7	1:58.939		10	1:03.641		40.497		45.223	117.2	2:29.361	
3	52.438		30.427		35.506	190.9	1:58.371		11	1:24.440		40.783		40.983	182.1	2:46.206	
4	52.896		30.302		35.456	190.3	1:58.654		12	52.198		30.482		35.222	<u>193.2</u>	1:57.902	
5	52.829		30.380		35.446	189.2	1:58.655		13	52.421		30.383		35.293	186.9	1:58.097	
6	52.385		30.281		35.490	188.6	1:58.156		14	<u>52.068</u>		30.562		<u>35.134</u>	188.6	<u>1:57.764</u>	
7	52.607		30.357		35.369	185.8	1:58.333		15	52.109		30.723		35.450	187.5	1:58.282	
8	52.399		31.417		35.579	185.8	1:59.395		16								

11		Peter Marsh															
lap	Sect-1	Speed	Sect-2	Speed	Sect-3	Speed	lap time	Top Speed	lap	Sect-1	Speed	Sect-2	Speed	Sect-3	Speed	lap time	Top Speed
1	56.208		31.815		36.733	186.4	2:04.756		9	54.255		33.227		38.053	141.3	2:05.535	
2	57.437		31.917		36.021	<u>188.0</u>	2:05.375		10	1:00.187		34.215		39.236	131.9	2:13.638	
3	53.900		31.507		35.864	<u>188.0</u>	2:01.271		11	1:13.788		38.938		40.666	187.5	2:33.392	
4	54.317		31.415		36.609	180.5	2:02.341		12	53.954		31.628		37.626	186.9	2:03.208	
5	54.943		31.988		35.874	186.9	2:02.805		13	54.086		31.465		<u>35.832</u>	185.8	2:01.383	
6					36.648	185.8	2:03.156		14	54.480		31.452		36.060	183.1	2:01.992	
7	53.670		31.386		36.070	183.7	2:01.126		15	53.779		31.565		36.395	179.0	2:01.739	
8	<u>53.438</u>		<u>31.041</u>		36.501	181.0	<u>2:00.980</u>		16								

12		Michael Downing															
lap	Sect-1	Speed	Sect-2	Speed	Sect-3	Speed	lap time	Top Speed	lap	Sect-1	Speed	Sect-2	Speed	Sect-3	Speed	lap time	Top Speed
1	56.822		31.639		36.262	<u>189.2</u>	2:04.723		9	53.168		31.640		36.614	146.9	2:01.422	
2	54.758		31.479		36.648	182.1	2:02.885		10	1:03.715		37.603		42.028	135.6	2:23.346	
3	53.559		<u>31.208</u>		36.466	183.1	2:01.233		11	1:13.243		39.095		41.129	184.2	2:33.467	



British Race Festival 2019

Caterham Graduates

5 - 7 July 2019

Laps and Sector Times - Race 2

Zandvoort GP - 4307 mtr.

4	53.237	31.520	<u>35.769</u>	185.3	<u>2:00.526</u>	12	53.218	31.625	38.021	185.3	2:02.864
5	53.400	31.959	36.275	183.7	2:01.634	13	53.045	31.445	36.203	185.3	2:00.693
6	53.334	31.912	36.024	184.7	2:01.270	14	53.521	31.524	35.921	184.7	2:00.966
7	52.966	31.909	36.086	<u>189.2</u>	2:00.961	15	53.823	31.254	36.280	186.9	2:01.357
8	<u>52.845</u>	32.371	35.866	185.3	2:01.082	16					

14 John Shivalal																	
lap	Sect-1	Speed	Sect-2	Speed	Sect-3	Speed	lap time	Top Speed	lap	Sect-1	Speed	Sect-2	Speed	Sect-3	Speed	lap time	Top Speed
1	54.767		30.434		36.202	192.0	2:01.403		9	53.294		30.599		35.294	190.9	1:59.187	
2	52.376		30.892		35.625	195.0	1:58.893		10	1:05.586		40.676		44.062	106.5	2:30.324	
3	52.835		30.876		35.343	192.6	1:59.054		11	1:25.462		39.860		40.551	174.0	2:45.873	
4	52.772		30.419		35.249	193.2	1:58.440		12	52.514		<u>30.328</u>		<u>34.643</u>	192.6	<u>1:57.485</u>	
5	52.904		30.517		35.280	190.3	1:58.701		13	<u>51.927</u>		30.964		35.458	192.6	1:58.349	
6	52.792		30.614		35.241	193.2	1:58.647		14	51.932		30.709		35.445	192.0	1:58.086	
7	52.515		30.855		35.101	188.0	1:58.471		15	52.847		31.033		35.866	184.2	1:59.746	
8	52.475		31.050		34.972	<u>195.6</u>	1:58.497		16								

16 Simon Griffiths																	
lap	Sect-1	Speed	Sect-2	Speed	Sect-3	Speed	lap time	Top Speed	lap	Sect-1	Speed	Sect-2	Speed	Sect-3	Speed	lap time	Top Speed
1	54.444		30.994		36.150	185.8	2:01.588		9	52.677		30.839		35.882	188.0	1:59.398	
2	52.816		31.438		35.682	<u>188.6</u>	1:59.936		10	1:00.921		41.054		44.241	90.6	2:26.216	
3	53.336		31.075		<u>35.504</u>	184.2	1:59.915		11	1:25.545		39.758		40.480	180.0	2:45.783	
4	52.630		31.237		35.541	182.6	1:59.408		12	53.713		31.025		35.536	181.0	2:00.274	
5	<u>52.394</u>		31.120		35.590	183.7	1:59.104		13	52.530		31.223		35.835	181.6	1:59.588	
6	52.495		30.693		35.632	183.7	<u>1:58.820</u>		14	52.703		31.246		35.951	179.5	1:59.900	
7	52.477		31.178		36.089	182.1	1:59.744		15	52.671		31.227		36.428	180.0	2:00.326	
8	52.766		<u>30.586</u>		35.652	<u>188.6</u>	1:59.004		16								

18 Mark Jones																	
lap	Sect-1	Speed	Sect-2	Speed	Sect-3	Speed	lap time	Top Speed	lap	Sect-1	Speed	Sect-2	Speed	Sect-3	Speed	lap time	Top Speed
1	56.666		31.898		36.172	183.7	2:04.736		9	53.532		36.290		37.204	135.0	2:07.026	
2	55.716		31.495		36.407	182.6	2:03.618		10	1:00.352		34.198		39.237	142.9	2:13.787	
3	54.088		31.286		36.162	184.2	2:01.536		11	1:13.713		38.959		40.684	<u>188.6</u>	2:33.356	
4	55.366		31.202		36.148	186.9	2:02.716		12	54.089		31.291		37.447	184.7	2:02.827	
5	53.847		31.425		37.106	182.6	2:02.378		13	57.111		32.368		<u>35.722</u>	185.8	2:05.201	
6	54.289		<u>31.105</u>		35.913	184.2	2:01.307		14	53.825		31.628		35.887	188.0	2:01.340	
7	53.549		31.122		36.008	186.4	<u>2:00.679</u>		15	<u>53.478</u>		31.338		36.398	181.6	2:01.214	
8	54.426		31.336		36.628	182.1	2:02.390		16								

21 Christopher Buckley																	
lap	Sect-1	Speed	Sect-2	Speed	Sect-3	Speed	lap time	Top Speed	lap	Sect-1	Speed	Sect-2	Speed	Sect-3	Speed	lap time	Top Speed
1	57.408		31.941		36.604	185.3	2:05.953		6	54.044		31.558		36.150	185.8	2:01.752	
2	55.807		31.554		36.186	183.1	2:03.547		7	<u>52.722</u>		<u>31.029</u>		<u>35.682</u>	<u>187.5</u>	<u>1:59.433</u>	
3	53.747		31.404		36.300	184.2	2:01.451		8	53.534		31.059		36.246	186.4	2:00.839	
4	54.846		31.271		36.090	185.8	2:02.207		9	53.438		Pit In		Pit In		6:08.736	
5	54.414		32.022		36.074	184.7	2:02.510		10								

22 Ryan Scarratt																	
lap	Sect-1	Speed	Sect-2	Speed	Sect-3	Speed	lap time	Top Speed	lap	Sect-1	Speed	Sect-2	Speed	Sect-3	Speed	lap time	Top Speed
1	57.616		31.753		36.857	186.9	2:06.226		6	53.547		31.318		36.008	183.1	2:00.873	
2	55.358		31.851		36.501	<u>188.6</u>	2:03.710		7	53.680		31.132		35.857	185.8	<u>2:00.669</u>	
3	53.574		31.682		<u>35.422</u>	186.9	2:00.678		8	<u>53.238</u>		31.178		36.963	182.1	2:01.379	
4	55.496		<u>30.960</u>		36.178	184.7	2:02.634		9	54.073		1:29.524		Pit In		3:22.313	
5	54.016		31.197		36.847	182.1	2:02.060		10								

25 Stephen Clark																	
lap	Sect-1	Speed	Sect-2	Speed	Sect-3	Speed	lap time	Top Speed	lap	Sect-1	Speed	Sect-2	Speed	Sect-3	Speed	lap time	Top Speed
1	54.494		30.556		36.607	176.5	2:01.657		9	52.108		30.397		35.374	183.1	1:57.879	
2	53.012		30.820		35.520	<u>187.5</u>	1:59.352		10	1:03.164		40.105		45.496	115.5	2:28.765	
3	52.703		30.431		35.641	183.7	1:58.775		11	1:24.515		40.887		41.769	173.6	2:47.171	
4	52.338		30.665		35.740	179.0	1:58.743		12	52.062		30.515		35.533	180.5	1:58.110	
5	52.653		30.461		35.509	184.2	1:58.623		13	52.256		<u>30.356</u>		<u>35.191</u>	180.5	<u>1:57.803</u>	
6	<u>51.980</u>		30.519		35.636	179.0	1:58.135		14	52.130		30.358		35.376	179.5	1:57.864	
7	52.196		30.607		35.545	181.0	1:58.348		15	52.185		30.446		35.301	181.6	1:57.932	

British Race Festival 2019

Caterham Graduates

5 - 7 July 2019

Laps and Sector Times - Race 2

Zandvoort GP - 4307 mtr.

8	52.585	31.095	35.581	181.6	1:59.261	16											
---	--------	--------	--------	-------	----------	----	--	--	--	--	--	--	--	--	--	--	--

29		Tim Child															
lap	Sect-1	Speed	Sect-2	Speed	Sect-3	Speed	lap time	Top Speed	lap	Sect-1	Speed	Sect-2	Speed	Sect-3	Speed	lap time	Top Speed
1	54.707		30.731		36.004	180.5	2:01.442		9	52.896		31.019		35.359	184.7	1:59.274	
2	52.527		31.024		35.430	185.8	1:58.981		10	1:03.802		40.814		44.442	113.6	2:29.058	
3	52.986		31.112		35.240	185.3	1:59.338		11	1:25.164		40.251		40.864	172.2	2:46.279	
4	52.517		<u>30.649</u>		35.339	186.4	1:58.505		12	52.175		30.776		<u>35.161</u>	184.7	<u>1:58.112</u>	
5	52.606		30.964		35.232	186.9	1:58.802		13	51.987		31.103		35.264	188.6	1:58.354	
6	52.385		30.949		35.182	187.5	1:58.516		14	<u>51.814</u>		30.960		35.435	188.0	1:58.209	
7	52.274		31.099		35.270	182.6	1:58.643		15	52.549		31.307		36.139	182.1	1:59.995	
8	51.985		31.077		35.257	<u>189.2</u>	1:58.319		16								

33		Ben Winrow															
lap	Sect-1	Speed	Sect-2	Speed	Sect-3	Speed	lap time	Top Speed	lap	Sect-1	Speed	Sect-2	Speed	Sect-3	Speed	lap time	Top Speed
1	55.303		<u>30.560</u>		35.422	188.0	2:01.285		9	52.954		31.115		35.714	179.5	1:59.783	
2	52.883		31.238		35.615	181.0	1:59.736		10	55.099		37.246		43.881	103.6	2:16.226	
3	<u>52.455</u>		32.424		35.115	181.6	1:59.994		11	1:25.878		39.951		39.321	181.6	2:45.150	
4	53.060		30.846		35.575	185.8	1:59.481		12	53.454		30.630		<u>35.030</u>	<u>189.7</u>	<u>1:59.114</u>	
5	52.469		40.714		36.262	176.5	2:09.445		13	52.658		31.082		35.772	186.4	1:59.512	
6	53.075		30.860		35.959	178.0	1:59.894		14	52.713		31.310		35.659	181.0	1:59.682	
7	52.742		30.898		35.573	181.0	1:59.213		15	52.936		31.072		36.318	180.5	2:00.326	
8	53.325		30.677		35.732	179.5	1:59.734		16								

38		Daren Ford															
lap	Sect-1	Speed	Sect-2	Speed	Sect-3	Speed	lap time	Top Speed	lap	Sect-1	Speed	Sect-2	Speed	Sect-3	Speed	lap time	Top Speed
1	56.602		31.718		36.126	<u>190.3</u>	2:04.446		9	54.219		32.403		36.239	167.1	2:02.861	
2	1:06.256		32.069		36.897	183.1	2:15.222		10	1:10.293		36.256		39.587	163.3	2:26.136	
3	54.623		31.452		36.430	181.0	2:02.505		11	58.877		35.059		40.320	182.6	2:14.256	
4	55.175		31.636		36.821	177.0	2:03.632		12	53.613		31.188		37.352	189.7	2:02.153	
5	54.291		31.343		36.379	181.0	2:02.013		13	54.703		30.809		35.865	189.2	2:01.377	
6	53.906		30.992		36.081	182.1	2:00.979		14	<u>53.512</u>		<u>30.726</u>		<u>35.263</u>	188.6	<u>1:59.501</u>	
7	54.096		31.204		35.942	181.0	2:01.242		15	53.775		31.040		36.333	184.2	2:01.148	
8	53.724		31.481		36.862	181.0	2:02.067		16								

44		Charles Elliott															
lap	Sect-1	Speed	Sect-2	Speed	Sect-3	Speed	lap time	Top Speed	lap	Sect-1	Speed	Sect-2	Speed	Sect-3	Speed	lap time	Top Speed
1	56.792		31.611		36.055	<u>194.4</u>	2:04.458		9	52.972		31.197		36.151	182.1	2:00.320	
2	55.055		31.291		35.600	185.3	2:01.946		10	55.357		33.262		43.516	104.1	2:12.135	
3	53.303		31.600		35.891	186.9	2:00.794		11	1:26.172		39.561		39.354	187.5	2:45.087	
4	54.262		31.249		36.092	180.5	2:01.603		12	53.897		31.160		<u>35.403</u>	183.7	2:00.460	
5	54.104		31.554		35.775	181.6	2:01.433		13	<u>52.010</u>		<u>30.592</u>		35.546	189.2	<u>1:58.148</u>	
6	53.138		31.002		36.017	182.1	2:00.157		14	53.424		31.182		36.008	185.3	2:00.614	
7	52.895		31.210		35.987	184.2	2:00.092		15	52.652		30.938		36.051		1:59.641	
8	52.800		31.791		35.896	182.6	2:00.487		16								

45		Richard Noordhof															
lap	Sect-1	Speed	Sect-2	Speed	Sect-3	Speed	lap time	Top Speed	lap	Sect-1	Speed	Sect-2	Speed	Sect-3	Speed	lap time	Top Speed
1	55.804		30.973		35.784	188.0	2:02.561		9	53.033		30.843		36.025	184.7	1:59.901	
2	52.642		33.546		35.687	184.7	2:01.875		10	1:02.424		41.051		43.816	102.4	2:27.291	
3	52.264		30.572		35.681	185.3	1:58.517		11	1:25.819		40.173		39.433	182.1	2:45.425	
4	<u>52.132</u>		31.046		35.501	182.6	1:58.679		12	53.899		30.501		35.405	186.4	1:59.805	
5	52.397		31.307		35.838	184.7	1:59.542		13	52.559		31.126		35.757	181.6	1:59.442	
6	52.460		<u>30.320</u>		35.539	185.8	<u>1:58.319</u>		14	53.076		32.074		<u>35.281</u>	<u>189.2</u>	2:00.431	
7	52.143		30.689		35.901	184.2	1:58.733		15	52.982		31.014		36.145	180.0	2:00.141	
8	52.405		30.589		35.511	185.3	1:58.505		16								

57		Christopher Rayment															
lap	Sect-1	Speed	Sect-2	Speed	Sect-3	Speed	lap time	Top Speed	lap	Sect-1	Speed	Sect-2	Speed	Sect-3	Speed	lap time	Top Speed
1	57.012		32.431		36.636	183.1	2:06.079		9	55.585		35.031		39.298	143.9	2:09.914	
2	55.520		32.304		36.027	183.7	2:03.851		10	1:08.684		36.613		39.828	164.1	2:25.125	
3	54.214		32.406		36.385	181.0	2:03.005		11	58.500		35.255		40.795	183.1	2:14.550	
4	54.144		31.735		36.220	180.5	2:02.099		12	53.921		31.608		36.730	<u>186.9</u>	2:02.259	
5	54.124		32.233		36.489	180.5	2:02.846		13	56.380		<u>31.492</u>		36.550	179.0	2:04.422	



British Race Festival 2019

Caterham Graduates

5 - 7 July 2019

Laps and Sector Times - Race 2

Zandvoort GP - 4307 mtr.

6	54.356	31.869	35.992	180.5	2:02.217	14	<u>53.796</u>	31.967	<u>35.893</u>	180.0	<u>2:01.656</u>
7	53.918	31.705	36.134	181.0	2:01.757	15	54.307	31.814	35.982	184.2	2:02.103
8	53.966	31.838	36.328	179.5	2:02.132	16					

59		Neil Sturgess															
lap	Sect-1	Speed	Sect-2	Speed	Sect-3	Speed	lap time	Top Speed	lap	Sect-1	Speed	Sect-2	Speed	Sect-3	Speed	lap time	Top Speed
1	55.760		31.934		35.937	<u>185.3</u>	2:03.631		8	53.260		31.897		36.902	180.5	2:02.059	
2	1:11.363		32.600		36.421	176.5	2:20.384		9	1:00.152		33.141		41.740	152.2	2:15.033	
3	53.295		31.571		36.466	181.0	2:01.332		10	1:06.517		38.509		48.534	135.0	2:33.560	
4	54.400		32.047		35.802	181.6	2:02.249		11	1:08.934		39.679		43.668	162.0	2:32.281	
5	53.574		31.495		36.234	181.0	2:01.303		12	55.974		32.012		36.173	178.5	2:04.159	
6	<u>53.135</u>		31.305		36.013	182.6	2:00.453		13	53.666		31.986		36.046	178.5	2:01.698	
7	53.509		<u>31.274</u>		<u>35.654</u>	184.7	<u>2:00.437</u>		14	1:11.498		51.792		1:04.897	81.3	3:08.187	

77		Robert Winrow															
lap	Sect-1	Speed	Sect-2	Speed	Sect-3	Speed	lap time	Top Speed	lap	Sect-1	Speed	Sect-2	Speed	Sect-3	Speed	lap time	Top Speed
1	57.494		32.159		36.940	177.5	2:06.593		9	56.089		34.814		40.569	164.5	2:11.472	
2	55.944		32.253		37.408	172.2	2:05.605		10	1:01.031		35.522		45.528	144.2	2:22.081	
3	56.347		32.265		37.663	168.9	2:06.275		11	1:09.057		39.308		43.474	161.6	2:31.839	
4	57.161		32.742		37.522	171.2	2:07.425		12	55.944		32.405		<u>36.516</u>	<u>178.5</u>	2:04.865	
5	55.168		<u>31.857</u>		37.078	171.2	2:04.103		13	<u>54.305</u>		32.223		36.996	176.0	<u>2:03.524</u>	
6	55.674		32.297		36.969	175.5	2:04.940		14	55.821		32.660		37.236	173.1	2:05.717	
7	55.800		32.477		37.396	173.1	2:05.673		15	55.391		32.466		37.576	172.2	2:05.433	
8	55.473		32.669		37.253	173.1	2:05.395		16								

82		Robin Webb															
lap	Sect-1	Speed	Sect-2	Speed	Sect-3	Speed	lap time	Top Speed	lap	Sect-1	Speed	Sect-2	Speed	Sect-3	Speed	lap time	Top Speed
1	59.699		34.488		39.250	164.5	2:13.437		8	58.824		34.865		39.763	165.4	2:13.452	
2	1:00.734		34.682		39.242	162.8	2:14.658		9	1:08.115		40.920		44.541	96.0	2:33.576	
3	58.745		34.352		38.957	162.8	2:12.054		10	1:25.179		39.637		40.438	166.7	2:45.254	
4	58.343		33.738		39.437	154.5	<u>2:11.518</u>		11	<u>58.319</u>		33.941		39.870	<u>169.4</u>	2:12.130	
5	59.331		<u>33.555</u>		39.361	153.7	2:12.247		12	58.741		34.189		<u>38.892</u>	162.4	2:11.822	
6	58.960		33.838		39.552	154.1	2:12.350		13	59.099		34.273		39.134	164.5	2:12.506	
7	59.478		34.447		39.253	159.5	2:13.178		14	59.718		34.189		39.743	164.5	2:13.650	

85		Mark Carter															
lap	Sect-1	Speed	Sect-2	Speed	Sect-3	Speed	lap time	Top Speed	lap	Sect-1	Speed	Sect-2	Speed	Sect-3	Speed	lap time	Top Speed
1	59.198		34.373		39.112	<u>166.7</u>	2:12.683		8	59.092		34.971		39.959	161.6	2:14.022	
2	1:00.257		34.370		39.451	159.5	2:14.078		9	1:06.431		40.774		44.339	113.8	2:31.544	
3	58.940		34.314		39.815	158.0	2:13.069		10	1:25.255		40.178		40.935	163.3	2:46.368	
4	58.968		33.915		<u>39.051</u>	162.8	2:11.934		11	58.205		33.921		39.634	162.4	<u>2:11.760</u>	
5	58.663		<u>33.912</u>		39.408	160.4	2:11.983		12	<u>58.105</u>		34.647		39.779	154.5	2:12.531	
6	58.704		34.010		39.552	158.7	2:12.266		13	59.324		34.407		39.290	154.5	2:13.021	
7	58.669		33.940		39.719	153.7	2:12.328		14	58.941		34.210		39.667	153.7	2:12.818	

86		Iain Kinghorn															
lap	Sect-1	Speed	Sect-2	Speed	Sect-3	Speed	lap time	Top Speed	lap	Sect-1	Speed	Sect-2	Speed	Sect-3	Speed	lap time	Top Speed
1	1:00.056		34.357		40.023	161.6	2:14.436		8	58.294		34.847		39.959	165.4	2:13.100	
2	59.772		34.739		39.405	164.5	2:13.916		9	1:08.236		40.707		44.525	93.5	2:33.468	
3	58.514		34.639		39.808	160.8	2:12.961		10	1:25.552		39.369		41.020	163.7	2:45.941	
4	58.579		34.303		39.716	161.6	2:12.598		11	58.954		34.682		39.748	163.3	2:13.384	
5	58.543		<u>33.906</u>		39.292	159.9	2:11.741		12	<u>57.867</u>		33.959		39.315	160.4	<u>2:11.141</u>	
6	58.764		34.018		<u>39.074</u>	163.7	2:11.856		13	57.977		34.131		39.172	166.3	2:11.280	
7	58.401		34.720		39.302	164.1	2:12.423		14	59.551		34.223		39.681	<u>168.9</u>	2:13.455	

87		Trevor Harber															
lap	Sect-1	Speed	Sect-2	Speed	Sect-3	Speed	lap time	Top Speed	lap	Sect-1	Speed	Sect-2	Speed	Sect-3	Speed	lap time	Top Speed
1	58.951		34.572		39.263	156.8	2:12.786		8	58.943		34.981		40.023	156.4	2:13.947	
2	1:01.501		34.658		38.675	164.1	2:14.834		9	1:07.611		40.355		44.258	106.9	2:32.224	
3	59.238		34.955		38.913	160.8	2:13.106		10	1:25.430		39.924		40.900	<u>167.1</u>	2:46.254	
4	59.598		34.129		39.414	158.7	2:13.141		11	58.549		34.019		39.528	163.3	2:12.096	
5	<u>58.391</u>		<u>33.796</u>		38.557	165.8	<u>2:10.744</u>		12	59.300		34.078		<u>38.539</u>	160.4	2:11.917	
6	59.088		33.902		39.093	163.7	2:12.083		13	59.641		34.138		39.179	158.7	2:12.958	
7	59.052		34.319		38.793	158.7	2:12.164		14	59.416		34.005		39.220	157.2	2:12.641	



British Race Festival 2019

Caterham Graduates Laps and Sector Times - Race 2

5 - 7 July 2019
Zandvoort GP - 4307 mtr.

88 Peter Tattersall																	
lap	Sect-1	Speed	Sect-2	Speed	Sect-3	Speed	lap time	Top Speed	lap	Sect-1	Speed	Sect-2	Speed	Sect-3	Speed	lap time	Top Speed
1	58.852		34.716		39.285	163.7	2:12.853		8	58.344		34.854		39.814	162.0	2:13.012	
2	1:00.055		34.447		39.725	153.7	2:14.227		9	1:05.526		40.836		44.500	115.1	2:30.862	
3	59.093		34.127		39.858	154.5	2:13.078		10	1:25.148		40.168		41.224	161.6	2:46.540	
4	59.278		34.035		41.639	160.8	2:14.952		11	58.130		34.614		40.543	<u>168.0</u>	2:13.287	
5	58.056		<u>33.828</u>		39.387	164.5	2:11.271		12	58.321		34.008		39.097	159.5	2:11.426	
6	<u>57.755</u>		33.987		<u>39.010</u>	162.4	<u>2:10.752</u>		13	59.112		34.050		39.870	154.9	2:13.032	
7	59.025		34.488		39.043	166.7	2:12.556		14	59.932		33.991		39.571	162.4	2:13.494	

89 Michael Segal																	
lap	Sect-1	Speed	Sect-2	Speed	Sect-3	Speed	lap time	Top Speed	lap	Sect-1	Speed	Sect-2	Speed	Sect-3	Speed	lap time	Top Speed
1	1:03.048		<u>35.658</u>		40.506	159.5	2:19.212		8	1:00.945		37.525		41.897	144.2	2:20.367	
2	1:01.520		36.412		42.457	151.5	2:20.389		9	1:10.387		38.772		48.147	136.2	2:37.306	
3	1:01.802		36.215		40.754	153.7	2:18.771		10	1:08.996		40.033		44.720	145.9	2:33.749	
4	1:01.463		36.305		41.438	148.7	2:19.206		11	1:01.072		36.938		40.930	150.4	2:18.940	
5	1:02.258		36.660		41.167	149.4	2:20.085		12	1:01.363		36.843		40.486	150.1	2:18.692	
6	1:03.360		36.474		<u>40.116</u>	159.9	2:19.950		13	1:01.692		36.255		40.669	150.8	2:18.616	
7	<u>1:00.321</u>		37.900		41.105	<u>161.6</u>	2:19.326		14	1:01.422		36.362		40.443	150.4	<u>2:18.227</u>	

90 Andrew Cooper																	
lap	Sect-1	Speed	Sect-2	Speed	Sect-3	Speed	lap time	Top Speed	lap	Sect-1	Speed	Sect-2	Speed	Sect-3	Speed	lap time	Top Speed
1	1:01.255		35.520		<u>40.074</u>	155.2	2:16.849		8	1:00.151		35.374		41.011	154.1	2:16.536	
2	1:00.793		35.169		40.241	154.5	2:16.203		9	1:03.882		37.083		41.830	150.1	2:22.795	
3	1:00.391		<u>34.726</u>		40.532	153.0	2:15.649		10	1:13.605		38.988		42.373	156.8	2:34.966	
4	1:00.297		35.152		40.846	151.1	2:16.295		11	1:02.171		34.882		40.346	154.5	2:17.399	
5	1:00.308		34.788		40.172	151.9	<u>2:15.268</u>		12	1:00.167		35.299		40.204	152.2	2:15.670	
6	1:00.018		34.905		40.400	150.4	2:15.323		13	1:00.172		34.976		40.314	151.5	2:15.462	
7	<u>1:00.003</u>		36.541		41.693	<u>157.6</u>	2:18.237		14	1:00.580		36.519		40.527	153.7	2:17.626	

94 Aman Uppal																	
lap	Sect-1	Speed	Sect-2	Speed	Sect-3	Speed	lap time	Top Speed	lap	Sect-1	Speed	Sect-2	Speed	Sect-3	Speed	lap time	Top Speed
1	56.065		32.396		36.351	190.3	2:04.812		9	53.995		31.434		36.466	142.6	2:01.895	
2	54.277		31.954		35.796	186.9	2:02.027		10	1:04.422		37.228		42.307	140.4	2:23.957	
3	53.787		31.807		36.090	190.9	2:01.684		11	1:13.414		38.854		41.443	180.5	2:33.711	
4	54.482		31.819		35.856	<u>192.0</u>	2:02.157		12	53.273		31.952		38.019	190.3	2:03.244	
5	53.711		31.791		35.947	188.0	2:01.449		13	53.595		<u>31.312</u>		35.768	188.0	<u>2:00.675</u>	
6	53.950		31.507		<u>35.384</u>	185.8	2:00.841		14	53.208		31.498		36.013	184.7	2:00.719	
7	53.462		31.765		35.671	187.5	2:00.898		15	53.329		31.453		35.975	181.0	2:00.757	
8	<u>53.067</u>		32.022		35.933	184.2	2:01.022		16								

98 Robert Appleton																	
lap	Sect-1	Speed	Sect-2	Speed	Sect-3	Speed	lap time	Top Speed	lap	Sect-1	Speed	Sect-2	Speed	Sect-3	Speed	lap time	Top Speed
1	1:02.166		<u>35.905</u>		40.917	155.6	2:18.988		8	<u>1:00.793</u>		37.313		40.738	150.4	2:18.844	
2	1:01.617		36.591		42.563	150.1	2:20.771		9	1:11.453		39.585		48.327	137.6	2:39.365	
3	1:02.219		36.859		40.538	156.4	2:19.616		10	1:08.840		40.244		44.514	148.0	2:33.598	
4	1:01.030		36.733		40.872	156.8	2:18.635		11	1:01.444		37.981		40.578	157.2	2:20.003	
5	1:02.330		36.851		41.032	157.2	2:20.213		12	1:01.147		36.756		40.611	152.2	2:18.514	
6	1:01.530		36.468		<u>40.351</u>	<u>159.9</u>	2:18.349		13	1:01.612		36.059		41.006	151.5	2:18.677	
7	1:01.271		36.779		41.055	<u>159.9</u>	2:19.105		14	1:01.323		36.303		40.676	150.4	<u>2:18.302</u>	

128 Barry White																	
lap	Sect-1	Speed	Sect-2	Speed	Sect-3	Speed	lap time	Top Speed	lap	Sect-1	Speed	Sect-2	Speed	Sect-3	Speed	lap time	Top Speed
1	54.746		30.866		36.112	189.7	2:01.724		9	53.271		31.294		35.743	185.3	2:00.308	
2	53.095		31.457		35.917	188.6	2:00.469		10	58.479		40.569		43.963	108.6	2:23.011	
3	52.808		31.462		35.534	187.5	1:59.804		11	1:25.738		40.102		39.466	188.6	2:45.306	
4	52.504		31.927		35.497	188.6	1:59.928		12	55.187		31.776		<u>35.450</u>	186.9	2:02.413	
5	52.811		31.805		35.676	185.8	2:00.292		13	<u>52.315</u>		30.836		35.578	185.3	<u>1:58.729</u>	
6	52.909		<u>30.775</u>		35.651	184.2	1:59.335		14	52.467		30.775		35.794	191.5	1:59.036	
7	52.694		31.199		35.904	184.7	1:59.797		15	52.760		30.933		35.887	<u>192.0</u>	1:59.580	
8	52.803		31.160		35.719	187.5	1:59.682		16								



British Race Festival 2019

Caterham Graduates

5 - 7 July 2019

Laps and Sector Times - Race 2

Zandvoort GP - 4307 mtr.

145 Andrew Johnson																	
lap	Sect-1	Speed	Sect-2	Speed	Sect-3	Speed	lap time	Top Speed	lap	Sect-1	Speed	Sect-2	Speed	Sect-3	Speed	lap time	Top Speed
1	55.949		31.704		36.449	181.6	2:04.102		9	53.157		31.341		36.573	144.6	2:01.071	
2	53.498		31.567		36.226	182.6	2:01.291		10	1:04.286		37.241		42.021	139.8	2:23.548	
3	54.078		31.843		36.350	180.5	2:02.271		11	1:13.548		38.826		41.811	178.5	2:34.185	
4	54.357		31.511		36.379	<u>188.6</u>	2:02.247		12	53.113		31.405		37.150	180.5	2:01.668	
5	53.611		31.827		36.291	188.0	2:01.729		13	53.568		31.177		36.119	181.6	2:00.864	
6	53.444		31.346		36.122	184.7	2:00.912		14	53.064		<u>31.102</u>		36.175	180.5	<u>2:00.341</u>	
7	53.731		32.264		35.973	186.4	2:01.968		15	53.421		31.117		36.764	175.0	2:01.302	
8	<u>52.984</u>		31.828		<u>35.709</u>	186.4	2:00.521		16								

146 Chris Dear																	
lap	Sect-1	Speed	Sect-2	Speed	Sect-3	Speed	lap time	Top Speed	lap	Sect-1	Speed	Sect-2	Speed	Sect-3	Speed	lap time	Top Speed
1	57.495		31.572		35.933	<u>196.2</u>	2:05.000		9	53.720		32.076		36.919	145.6	2:02.715	
2	55.453		31.307		35.476	190.3	2:02.236		10	1:04.074		37.289		42.033	132.5	2:23.396	
3	53.376		31.491		36.139	190.9	2:01.006		11	1:13.554		39.079		40.683	180.0	2:33.316	
4	54.289		31.888		35.624	192.0	2:01.801		12	53.333		31.714		38.090	189.2	2:03.137	
5	53.794		31.891		35.763	188.0	2:01.448		13	53.492		<u>31.256</u>		35.893	192.6	2:00.641	
6	54.049		31.680		35.380	190.3	2:01.109		14	53.348		31.608		35.678	184.2	2:00.634	
7	53.459		32.131		35.965	185.8	2:01.555		15	1:49.314				35.869	182.1	2:01.502	
8	<u>53.117</u>		32.249		<u>35.145</u>	187.5	<u>2:00.511</u>		16								

168 Adam Harrison																	
lap	Sect-1	Speed	Sect-2	Speed	Sect-3	Speed	lap time	Top Speed	lap	Sect-1	Speed	Sect-2	Speed	Sect-3	Speed	lap time	Top Speed
1	57.890		32.297		37.467	174.0	2:07.654		9	55.821		34.233		41.257	158.0	2:11.311	
2	57.503		32.701		37.752	168.5	2:07.956		10	59.771		34.244		43.046	138.9	2:17.061	
3	56.053		32.930		37.196	172.2	2:06.179		11	1:09.043		39.134		43.408	168.5	2:31.585	
4	56.863		32.496		37.439	170.8	2:06.798		12	56.038		32.458		36.735	<u>178.0</u>	2:05.231	
5	55.425		<u>32.233</u>		37.578	169.4	2:05.236		13	<u>54.431</u>		32.274		<u>36.640</u>	176.5	<u>2:03.345</u>	
6	55.783		32.705		37.638	169.4	2:06.126		14	55.607		32.717		37.171	167.1	2:05.495	
7	55.607		32.350		37.632	168.5	2:05.589		15	55.511		32.471		37.292	170.3	2:05.274	
8	55.599		32.786		37.752	167.1	2:06.137		16								

174 James Beardwell																	
lap	Sect-1	Speed	Sect-2	Speed	Sect-3	Speed	lap time	Top Speed	lap	Sect-1	Speed	Sect-2	Speed	Sect-3	Speed	lap time	Top Speed
1	54.908		<u>30.970</u>		<u>35.513</u>	<u>194.4</u>	2:01.391		2	<u>52.691</u>		31.251		Pit In		<u>2:06.645</u>	



British Race Festival 2019

Caterham Graduates
Laptimes - Race 2

5 - 7 July 2019
Zandvoort GP - 4307 mtr.

Nbr	Name / Team name	1	2	3	4	5	6	7	8	9	10	11	12	13	14	15
3	Jamie Winrow	2:00.808	1:59.175	1:59.188	1:58.669	1:58.694	1:58.703	1:58.015	1:59.184	1:58.223	2:29.106	2:46.417	1:58.079	1:57.716	1:58.100	1:57.754
5	Samuel Wilson															
6	Glenn Burtenshaw	2:01.690	2:00.208	1:58.489	1:58.805	1:59.351	1:59.108	1:58.902	2:00.023	2:00.114	2:27.159	2:45.311	2:00.854	1:59.181	2:00.080	1:59.940
7	Steve McMaster	2:01.181	1:59.315	1:58.922	1:58.693	1:58.652	1:58.284	1:58.116	1:59.298	1:58.200	2:28.827	2:47.095	1:57.766	1:57.910	1:58.336	1:57.945
9	Gareth Cordey	2:01.528	1:58.939	1:58.371	1:58.654	1:58.655	1:58.156	1:58.333	1:59.395	1:58.391	2:29.361	2:46.206	1:57.902	1:58.097	1:57.764	1:58.282
11	Peter Marsh	2:04.756	2:05.375	2:01.271	2:02.341	2:02.805	2:03.156	2:01.126	2:00.980	2:05.535	2:13.638	2:33.392	2:03.208	2:01.383	2:01.992	2:01.739
12	Michael Downing	2:04.723	2:02.885	2:01.233	2:00.526	2:01.634	2:01.270	2:00.961	2:01.082	2:01.422	2:23.346	2:33.467	2:02.864	2:00.693	2:00.966	2:01.357
14	John Shiveral	2:01.403	1:58.893	1:59.054	1:58.440	1:58.701	1:58.647	1:58.471	1:58.497	1:59.187	2:30.324	2:45.873	1:57.485	1:58.349	1:58.086	1:59.746
16	Simon Griffiths	2:01.588	1:59.936	1:59.915	1:59.408	1:59.104	1:58.820	1:59.744	1:59.004	1:59.398	2:26.216	2:45.783	2:00.274	1:59.588	1:59.900	2:00.326
18	Mark Jones	2:04.736	2:03.618	2:01.536	2:02.716	2:02.378	2:01.307	2:00.679	2:02.390	2:07.026	2:13.787	2:33.356	2:02.827	2:05.201	2:01.340	2:01.214
21	Christopher Buckley	2:05.953	2:03.547	2:01.451	2:02.207	2:02.510	2:01.752	1:59.433	2:00.839	6:08.736						
22	Ryan Scarratt	2:06.226	2:03.710	2:00.678	2:02.634	2:02.060	2:00.873	2:00.669	2:01.379	3:22.313						
25	Stephen Clark	2:01.657	1:59.352	1:58.775	1:58.743	1:58.623	1:58.135	1:58.348	1:59.261	1:57.879	2:28.765	2:47.171	1:58.110	1:57.803	1:57.864	1:57.932
29	Tim Child	2:01.442	1:58.981	1:59.338	1:58.505	1:58.802	1:58.516	1:58.643	1:58.319	1:59.274	2:29.058	2:46.279	1:58.112	1:58.354	1:58.209	1:59.995
33	Ben Winrow	2:01.285	1:59.736	1:59.994	1:59.481	2:09.445	1:59.894	1:59.213	1:59.734	1:59.783	2:16.226	2:45.150	1:59.114	1:59.512	1:59.682	2:00.326
38	Daren Ford	2:04.446	2:15.222	2:02.505	2:03.632	2:02.013	2:00.979	2:01.242	2:02.067	2:02.861	2:26.136	2:14.256	2:02.153	2:01.377	1:59.501	2:01.148
44	Charles Elliott	2:04.458	2:01.946	2:00.794	2:01.603	2:01.433	2:00.157	2:00.092	2:00.487	2:00.320	2:12.135	2:45.087	2:00.460	1:58.148	2:00.614	1:59.641
45	Richard Noordhof	2:02.561	2:01.875	1:58.517	1:58.679	1:59.542	1:58.319	1:58.733	1:58.505	1:59.901	2:27.291	2:45.425	1:59.805	1:59.442	2:00.431	2:00.141
57	Christopher Rayment	2:06.079	2:03.851	2:03.005	2:02.099	2:02.846	2:02.217	2:01.757	2:02.132	2:09.914	2:25.125	2:14.550	2:02.259	2:04.422	2:01.656	2:02.103
59	Neil Sturgess	2:03.631	2:20.384	2:01.332	2:02.249	2:01.303	2:00.453	2:00.437	2:02.059	2:15.033	2:33.560	2:32.281	2:04.159	2:01.698	3:08.187	
77	Robert Winrow	2:06.593	2:05.605	2:06.275	2:07.425	2:04.103	2:04.940	2:05.673	2:05.395	2:11.472	2:22.081	2:31.839	2:04.865	2:03.524	2:05.717	2:05.433
82	Robin Webb	2:13.437	2:14.658	2:12.054	2:11.518	2:12.247	2:12.350	2:13.178	2:13.452	2:33.576	2:45.254	2:12.130	2:11.822	2:12.506	2:13.650	
85	Mark Carter	2:12.683	2:14.078	2:13.069	2:11.934	2:11.983	2:12.266	2:12.328	2:14.022	2:31.544	2:46.368	2:11.760	2:12.531	2:13.021	2:12.818	
86	Iain Kinghorn	2:14.436	2:13.916	2:12.961	2:12.598	2:11.741	2:11.856	2:12.423	2:13.100	2:33.468	2:45.941	2:13.384	2:11.141	2:11.280	2:13.455	
87	Trevor Harber	2:12.786	2:14.834	2:13.106	2:13.141	2:10.744	2:12.083	2:12.164	2:13.947	2:32.224	2:46.254	2:12.096	2:11.917	2:12.958	2:12.641	
88	Peter Tattersall	2:12.853	2:14.227	2:13.078	2:14.952	2:11.271	2:10.752	2:12.556	2:13.012	2:30.862	2:46.540	2:13.287	2:11.426	2:13.032	2:13.494	
89	Michael Segal	2:19.212	2:20.389	2:18.771	2:19.206	2:20.085	2:19.950	2:19.326	2:20.367	2:37.306	2:33.749	2:18.940	2:18.692	2:18.616	2:18.227	
90	Andrew Cooper	2:16.849	2:16.203	2:15.649	2:16.295	2:15.268	2:15.323	2:18.237	2:16.536	2:22.795	2:34.966	2:17.399	2:15.670	2:15.462	2:17.626	
94	Aman Uppal	2:04.812	2:02.027	2:01.684	2:02.157	2:01.449	2:00.841	2:00.898	2:01.022	2:01.895	2:23.957	2:33.711	2:03.244	2:00.675	2:00.719	2:00.757
98	Robert Appleton	2:18.988	2:20.771	2:19.616	2:18.635	2:20.213	2:18.349	2:19.105	2:18.844	2:39.365	2:33.598	2:20.003	2:18.514	2:18.677	2:18.302	
128	Barry White	2:01.724	2:00.469	1:59.804	1:59.928	2:00.292	1:59.335	1:59.797	1:59.682	2:00.308	2:23.011	2:45.306	2:02.413	1:58.729	1:59.036	1:59.580
145	Andrew Johnson	2:04.102	2:01.291	2:02.271	2:02.247	2:01.729	2:00.912	2:01.968	2:00.521	2:01.071	2:23.548	2:34.185	2:01.668	2:00.864	2:00.341	2:01.302
146	Chris Dear	2:05.000	2:02.236	2:01.006	2:01.801	2:01.448	2:01.109	2:01.555	2:00.511	2:02.715	2:23.396	2:33.316	2:03.137	2:00.641	2:00.634	2:01.502
168	Adam Harrison	2:07.654	2:07.956	2:06.179	2:06.798	2:05.236	2:06.126	2:05.589	2:06.137	2:11.311	2:17.061	2:31.585	2:05.231	2:03.345	2:05.495	2:05.274
174	James Beardwell	2:01.391	2:06.645													



British Race Festival 2019

Caterham Graduates
Result of Race 2

5 - 7 July 2019
Zandvoort GP - 4307 mtr.

SigMax-Graduates

Pos	Nbr	Name	Gap	Diff	Total time	Fastest	In
1	25	Stephen Clark	-- 15 laps --		31:03.423	1:57.803	13
2	3	Jamie Winrow	0.332	0.332	31:03.755	1:57.716	13
3	7	Steve McMaster	0.569	0.237	31:03.992	1:57.766	12
4	9	Gareth Cordey	1.015	0.446	31:04.438	1:57.764	14
5	33	Ben Winrow	12.914	11.899	31:16.337	1:59.114	12
6	16	Simon Griffiths	12.929	0.015	31:16.352	1:58.820	6
7	6	Glenn Burtenshaw	13.048	0.119	31:16.471	1:58.489	3
8	45	Richard Noordhof	13.342	0.294	31:16.765	1:58.319	6
9	44	Charles Elliott	13.606	0.264	31:17.029	1:58.148	13
10	12	Michael Downing	25.598	11.992	31:29.021	2:00.526	4
11	38	Daren Ford	25.676	0.078	31:29.099	1:59.501	14
12	11	Peter Marsh	28.434	2.758	31:31.857	2:00.980	8
13	18	Mark Jones	31.205	2.771	31:34.628	2:00.679	7

Not Classified in Class SM Did not Finish Or Classification limit (80% of 15 Laps) = 12 Laps

DNF	22	Ryan Scarratt	-- 9 laps --		19:50.568	2:00.669	7
DNF	21	Christopher Buckley	2:46.595	2:46.595	22:37.163	1:59.433	7
DNF	5	Samuel Wilson					

Caterham 150 Graduates

Pos	Nbr	Name	Gap	Diff	Total time	Fastest	In
1	14	John Shiveral	-- 15 laps --		31:07.938	1:57.485	12
2	29	Tim Child	0.067	0.067	31:08.005	1:58.112	12
3	128	Barry White	9.334	9.267	31:17.272	1:58.729	13
4	145	Andrew Johnson	18.913	9.579	31:26.851	2:00.341	14
5	94	Aman Uppal	20.349	1.436	31:28.287	2:00.675	13
6	146	Chris Dear	21.278	0.929	31:29.216	2:00.511	8

Not Classified in Class 150 Did not Finish Or Classification limit (80% of 15 Laps) = 12 Laps

DNF	174	James Beardwell	-- 2 laps --		4:16.334		
-----	-----	-----------------	--------------	--	----------	--	--

Mega-Graduates

Pos	Nbr	Name	Gap	Diff	Total time	Fastest	In
1	57	Christopher Rayment	-- 15 laps --		31:35.383	2:01.656	14
2	77	Robert Winrow	47.328	47.328	32:22.711	2:03.524	13
3	59	Neil Sturgess	-- 14 laps --		31:16.630	2:00.437	7

Caterham 135 Graduates

Pos	Nbr	Name	Gap	Diff	Total time	Fastest	In
1	168	Adam Harrison	-- 15 laps --		32:22.780	2:03.345	13

Fastest time : 1:57.485 in lap 12 by nbr. 14 : John Shiveral ()

Publication-time

Results: www.raceresults.nu

Timekeeping by : Circuit Park Zandvoort

Time Printed 07-07-2019 - 13:59

Race Director Steve Burns (MS UK 85348)	Steward Mike Berger (1958)	Timekeeper Ilja Lammers (47595)	
Page 1 of 2 Results remain provisional pending technical examination and decisions from the stewards of the meeting			



British Race Festival 2019

Caterham Graduates
Result of Race 2

5 - 7 July 2019
Zandvoort GP - 4307 mtr.

Classic Graduates

Pos	Nbr	Name	Gap	Diff	Total time	Fastest	In
1	87	Trevor Harber	-- 14 laps --	1:46.244	32:03.750	2:10.744	5
2	85	Mark Carter	0.049	0.049	32:03.799	2:11.760	11
3	88	Peter Tattersall	0.730	0.681	32:04.480	2:10.752	6
4	82	Robin Webb	1.319	0.589	32:05.069	2:11.518	4
5	86	Iain Kinghorn	1.512	0.193	32:05.262	2:11.141	12
6	90	Andrew Cooper	24.523	23.011	32:28.273	2:15.268	5
7	89	Michael Segal	1:13.625	49.102	33:17.375	2:18.227	14
8	98	Robert Appleton	1:13.630	0.005	33:17.380	2:18.302	14

Fastest time : 1:57.485 in lap 12 by nbr. 14 : John Shiveral ()

Publication-time

Results: www.raceresults.nu

Timekeeping by : Circuit Park Zandvoort

TTime Printed 07-07-2019 - 13:59

Race Director Steve Burns (MS UK 85348)	Steward Mike Berger (1958)	Timekeeper Ilja Lammers (47595)	
Page 2 of 2	Results remain provisional pending technical examination and decisions from the stewards of the meeting		



British Race Festival 2019

Caterham Graduates Sector analyse - Race 2

5 - 7 July 2019
Zandvoort GP - 4307 mtr.

Pos	Nbr	Name / Team name	Sector 1			Sector 2			Sector 3			Theoretical best	Actual best	In
			time	Lap	pos	time	Lap	pos	time	Lap	pos			
1	25	Stephen Clark	51.980	6	4	30.356	13	5	35.191	13	9	1:57.527	1:57.803	13
2	3	Jamie Winrow	51.993	15	5	30.291	4	2	35.059	13	5	1:57.343	1:57.716	13
3	7	Steve McMaster	51.932	12	3	30.374	9	6	35.022	15	3	1:57.328	1:57.766	12
4	9	Gareth Cordey	52.068	14	7	30.163	9	1	35.134	14	6	1:57.365	1:57.764	14
5	14	John Shiveral	51.927	13	2	30.328	12	4	34.643	12	1	1:56.898	1:57.485	12
6	29	Tim Child	51.814	14	1	30.649	4	12	35.161	12	8	1:57.624	1:58.112	12
7	33	Ben Winrow	52.455	3	12	30.560	1	8	35.030	12	4	1:58.045	1:59.114	12
8	16	Simon Griffiths	52.394	5	10	30.586	8	10	35.504	3	16	1:58.484	1:58.820	6
9	6	Glenn Burtenshaw	52.436	7	11	30.460	3	7	35.001	12	2	1:57.897	1:58.489	3
10	45	Richard Noordhof	52.132	4	8	30.320	6	3	35.281	14	11	1:57.733	1:58.319	6
11	44	Charles Elliott	52.010	13	6	30.592	13	11	35.403	12	13	1:58.005	1:58.148	13
12	128	Barry White	52.315	13	9	30.775	6	14	35.450	12	15	1:58.540	1:58.729	13
13	145	Andrew Johnson	52.984	8	16	31.102	14	19	35.709	8	20	1:59.795	2:00.341	14
14	94	Aman Uppal	53.067	8	17	31.312	13	24	35.384	6	12	1:59.763	2:00.675	13
15	12	Michael Downing	52.845	8	15	31.208	3	21	35.769	4	22	1:59.822	2:00.526	4
16	38	Daren Ford	53.512	14	23	30.726	14	13	35.263	14	10	1:59.501	1:59.501	14
17	146	Chris Dear	53.117	8	18	31.256	13	22	35.145	8	7	1:59.518	2:00.511	8
18	11	Peter Marsh	53.438	8	21	31.041	8	18	35.832	13	23	2:00.311	2:00.980	8
19	18	Mark Jones	53.478	15	22	31.105	6	20	35.722	13	21	2:00.305	2:00.679	7
20	57	Christopher Rayment	53.796	14	24	31.492	13	25	35.893	14	24	2:01.181	2:01.656	14
21	77	Robert Winrow	54.305	13	25	31.857	5	26	36.516	12	25	2:02.678	2:03.524	13
22	168	Adam Harrison	54.431	13	27	32.233	5	27	36.640	13	26	2:03.304	2:03.345	13
23	59	Neil Sturgess	53.135	6	19	31.274	7	23	35.654	7	18	2:00.063	2:00.437	7
24	87	Trevor Harber	58.391	5	32	33.796	5	29	38.539	12	27	2:10.726	2:10.744	5
25	85	Mark Carter	58.105	12	30	33.912	5	32	39.051	4	30	2:11.068	2:11.760	11
26	88	Peter Tattersall	57.755	6	28	33.828	5	30	39.010	6	29	2:10.593	2:10.752	6
27	82	Robin Webb	58.319	11	31	33.555	5	28	38.892	12	28	2:10.766	2:11.518	4
28	86	Iain Kinghorn	57.867	12	29	33.906	5	31	39.074	6	31	2:10.847	2:11.141	12
29	90	Andrew Cooper	1:00.003	7	33	34.726	3	33	40.074	1	32	2:14.803	2:15.268	5
30	89	Michael Segal	1:00.321	7	34	35.658	1	34	40.116	6	33	2:16.095	2:18.227	14
31	98	Robert Appleton	1:00.793	8	35	35.905	1	35	40.351	6	34	2:17.049	2:18.302	14
32	22	Ryan Scarratt	53.238	8	20	30.960	4	15	35.422	3	14	1:59.620	2:00.669	7
33	21	Christopher Buckley	52.722	7	14	31.029	7	17	35.682	7	19	1:59.433	1:59.433	7
34	5	Samuel Wilson										3:31.288		
35	174	James Beardwell	52.691	2	13	30.970	1	16	35.513	1	17	1:59.174		



British Race Festival 2019

5 - 7 July 2019
Zandvoort GP - 4307 mtr.

Starting grid - Caterham Graduates - Race 2

Start Time : 13:25 - Heat Duration : 30 Minutes

Pos	Nbr	Name	time
-----	-----	------	------

Pos	Nbr	Name	time
-----	-----	------	------

----- STARTLINE ----- Pole Left

1	5	Samuel Wilson	1: 56.693
---	---	---------------	-----------

Row 1

3	7	Steve McMaster	1: 57.225
---	---	----------------	-----------

Row 2

5	29	Tim Child	1: 57.549
---	----	-----------	-----------

Row 3

7	14	John Shiveral	1: 57.789
---	----	---------------	-----------

Row 4

9	6	Glenn Burt enshaw	1: 58.232
---	---	-------------------	-----------

Row 5

11	16	Simon Griff iths	1: 58.821
----	----	------------------	-----------

Row 6

13	146	Chris Dear	1: 59.055
----	-----	------------	-----------

Row 7

15	174	James Beardwell	1: 59.646
----	-----	-----------------	-----------

Row 8

17	44	Charles Elliott	1: 59.957
----	----	-----------------	-----------

Row 9

19	22	Ryan Scarratt	2: 00.361
----	----	---------------	-----------

Row 10

21	59	Neil St urgess	2: 00.739
----	----	----------------	-----------

Row 11

23	12	Michael Downing	2: 00.939
----	----	-----------------	-----------

Row 12

25	18	Mark Jones	2: 02.038
----	----	------------	-----------

Row 13

27	77	Robert Winrow	2: 04.769
----	----	---------------	-----------

Row 14

2	25	Stephen Clark	1: 56.827
---	----	---------------	-----------

4	3	Jamie Winrow	1: 57.426
---	---	--------------	-----------

6	9	Gareth Cordey	1: 57.737
---	---	---------------	-----------

8	33	Ben Winrow	1: 57.931
---	----	------------	-----------

10	45	Richard Noordhof	1: 58.398
----	----	------------------	-----------

12	128	Barry White	1: 58.861
----	-----	-------------	-----------

14	94	Aman Uppal	1: 59.476
----	----	------------	-----------

16	145	Andrew Johnson	1: 59.683
----	-----	----------------	-----------

18	38	Daren Ford	2: 00.140
----	----	------------	-----------

20	11	Peter Marsh	2: 00.722
----	----	-------------	-----------

22	69	John Benfield	2: 00.815
----	----	---------------	-----------

24	21	Christopher Buckley	2: 01.195
----	----	---------------------	-----------

26	57	Christopher Rayment	2: 02.267
----	----	---------------------	-----------

28	168	A dam Harrison	2: 06.771
----	-----	----------------	-----------

Results: www.raceresults.nu		Timekeeping by : Circuit Park Zandvoort	Publication-time
Page 1 of 2			



British Race Festival 2019

5 - 7 July 2019
Zandvoort GP - 4307 mtr.

Starting grid - Caterham Graduates - Race 2

Pos	Nbr	Name	time
29	82	Robin Webb	2: 10.489
31	88	Peter Tattersall	2: 11.664
33	86	Iain Kinghorn	2: 12.969
35	98	Robert Appleton	2: 18.404

Row 15

Row 16

Row 17

Row 18

Row 19

Pos	Nbr	Name	time
30	87	Trevor Harber	2: 11.087
32	85	Mark Carter	2: 12.398
34	90	Andrew Cooper	2: 15.862
36	89	Michael Segal	2: 21.855

Results: www.raceresults.nu		Timekeeping by : Circuit Park Zandvoort		Publication-time
Race Director		Steward		Time Printed 06-07-2019 - 21:08
Steve Burns (MS UK 85348)		Mike Berger (1958)		
Page 2 of 2		Results remain provisional pending technical examination and decisions from the stewards of the meeting		
				Timekeeper
				Ilja Lammers (47595)



British Race Festival 2019

Heat name : Caterham Graduates - Race 2
 Heat Date : 07 July 2019
 Track name : Zandvoort GP - 4307 mtr.

Participants Started	: 35	Participants Classified	: 31
Participants Finished	: 31	Participants Not Classified	: 4
Participants Not Finished	: 4		

Green flag at	: 13:24:01	Heat recording start time	: 13:08:47
Finish flag waved at	: 13:55:05	Heat recording end time	: 13:59:09
Total time under Green	: 31:03	Total of All Laps in Heat	: 476
Number of cautions	: 1	Total time under Yellow	: 00:04:51
Number of code-60's	: 0	Total time under Code-60	: 00:00:00

Cautions/Code-60 history during the heat

#	Start time	End time	Duration	Comment
1	13:42:15	13:47:06	4:51	

Summary of winners per class

Nbr	Name / Team name	Cls	Fastest Laptime	In	Avg. Speed	Laps	Race Time
25	Stephen Clark	SM	1:57.803	13	124.81	15	31:03.423
14	John Shiveral	150	1:57.485	12	124.51	15	31:07.938
57	Christopher Rayment	MG	2:01.656	14	122.70	15	31:35.383
168	Adam Harrison	135	2:03.345	13	119.71	15	32:22.780
87	Trevor Harber	CL	2:10.744	5	112.83	14	32:03.750

Leader history during the Heat

#	Nbr	Lap	to Lap	Name
1	7	1	1	Steve McMaster
2	3	2	2	Jamie Winrow
3	25	3	6	Stephen Clark
4	7	7	7	Steve McMaster
5	25	8	11	Stephen Clark
6	7	12	12	Steve McMaster
7	25	13	15	Stephen Clark

Best Lap time history during the Heat

#	Nbr	lap time	in lap	Name	time of day
1	3	1:59.175	2	Jamie Winrow	13:28:07
2	29	1:58.981	2	Tim Child	13:28:08
3	9	1:58.939	2	Gareth Cordey	13:28:08
4	14	1:58.893	2	John Shiveral	13:28:08
5	25	1:58.775	3	Stephen Clark	13:30:06
6	9	1:58.371	3	Gareth Cordey	13:30:07
7	25	1:58.135	6	Stephen Clark	13:36:02
8	7	1:58.116	7	Steve McMaster	13:38:00
9	3	1:58.015	7	Jamie Winrow	13:38:01
10	25	1:57.879	9	Stephen Clark	13:41:57
11	7	1:57.766	12	Steve McMaster	13:49:11
12	14	1:57.485	12	John Shiveral	13:49:13



British Race Festival 2019

Summary of best lap times per class

Nbr	Name / Team name	Cls	Fastest Laptime	In	Speed
3	Jamie Winrow	SM	1:57.716	13	131.72
14	John Shiveral	150	1:57.485	12	131.98
59	Neil Sturgess	MG	2:00.437	7	128.74
168	Adam Harrison	135	2:03.345	13	125.71
87	Trevor Harber	CL	2:10.744	5	118.59

Summary of number of laps in the lead

#	Nbr	Name	# Laps in the lead
1	25	Stephen Clark	11
2	7	Steve McMaster	3
3	3	Jamie Winrow	1