



CATERHAM GRADUATES – 125, 135, 150, CLASSIC, SIGMAX & MEGA

Donington Park National

1st / 2nd June 2019



Results Provided by Timing Solutions Ltd
www.tsl-timing.com

Caterham Graduates

PRACTICE - CLASSIFICATION

POS	NO	CL	PIC NAME	ENTRY	TIME	ON	LAPS	GAP	DIFF	MPH
1	25	SigMax	1 Stephen CLARK	Caterham 7 SigMax 1600	1:18.764	8	9			90.45
2	16	SigMax	2 Simon GRIFFITHS	Caterham 7 SigMax 1600	1:18.848	8	11	0.084	0.084	90.35
3	33	SigMax	3 Ben WINROW	Caterham 7 SigMax 1600	1:18.965	7	11	0.201	0.117	90.22
4	146	Sigma 150	1 Chris DEAR	Caterham 7 Sigma 150 1600	1:19.358	8	11	0.594	0.393	89.77
5	5	SigMax	4 Samuel WILSON	Caterham 7 SigMax 1600	1:19.367	9	11	0.603	0.009	89.76
6	144	Sigma 150	2 Luke BALMFORTH	Caterham 7 Sigma 150 1600	1:19.426	10	11	0.662	0.059	89.70
7	7	SigMax	5 Steven MCMASTER	Caterham 7 SigMax 1600	1:19.469	9	11	0.705	0.043	89.65
8	141	Sigma 150	3 Jonathan CURRY	Caterham 7 Sigma 150 1600	1:19.541	10	11	0.777	0.072	89.57
9	19	SigMax	6 Andrew SAGAR	Caterham 7 SigMax 1600	1:19.576	10	11	0.812	0.035	89.53
10	15	SigMax	7 Luke COOPER	Caterham 7 SigMax 1600	1:19.589	7	11	0.825	0.013	89.51
11	1	SigMax	8 Jamie ELLWOOD	Caterham 7 SigMax 1600	1:19.719	5	10	0.955	0.130	89.37
12	9	SigMax	9 Gareth CORDEY	Caterham 7 SigMax 1600	1:19.851	10	11	1.087	0.132	89.22
13	44	SigMax	10 Charles ELLIOTT	Caterham 7 SigMax 1600	1:19.871	9	11	1.107	0.020	89.20
14	22	SigMax	11 Ryan SCARRATT	Caterham 7 SigMax 1600	1:20.348	4	11	1.584	0.477	88.67
15	69	Sigma 150	4 Steven EVANS	Caterham 7 Sigma 150 1600	1:20.354	10	11	1.590	0.006	88.66
16	26	SigMax	12 Stephen ARNELL	Caterham 7 SigMax 1600	1:20.381	10	11	1.617	0.027	88.63
17	41	SigMax	13 Adam CROFT	Caterham 7 SigMax 1600	1:20.460	11	11	1.696	0.079	88.54
18	66	Mega	1 Luke TZOUROU	Caterham 7 Mega 1600	1:20.780	10	11	2.016	0.320	88.19
19	147	Sigma 150	5 Colin LOUGHLIN	Caterham 7 Sigma 150 1600	1:20.809	10	11	2.045	0.029	88.16
20	54	Mega	2 Kevin BARRETT	Caterham 7 Mega 1600	1:21.358	11	11	2.594	0.549	87.57
21	145	Sigma 150	6 Andrew JOHNSON	Caterham 7 Sigma 150 1600	1:21.629	4	10	2.865	0.271	87.28
22	59	Mega	3 Neil STURGESS	Caterham 7 Mega 1600	1:21.834	11	11	3.070	0.205	87.06
23	57	Mega	4 Christopher RAYMENT	Caterham 7 Mega 1600	1:21.860	7	11	3.096	0.026	87.03
24	18	SigMax	14 Mark JONES	Caterham 7 SigMax 1600	1:21.897	7	11	3.133	0.037	86.99
25	55	Mega	5 Andy SKINNER	Caterham 7 Mega 1600	1:21.918	10	10	3.154	0.021	86.97
26	12	SigMax	15 Michael DOWNING	Caterham 7 SigMax 1600	1:22.037	7	11	3.273	0.119	86.84
27	192	Sigma 125	1 Matthew LEWIS	Caterham 7 Sigma 125 1600	1:22.305	8	11	3.541	0.268	86.56
28	93	SigMax	16 Mike EVANS	Caterham 7 SigMax 1600	1:22.519	3	4	3.755	0.214	86.33
29	63	Mega	6 Chris SAVAGE	Caterham 7 Mega 1600	1:22.691	10	11	3.927	0.172	86.15
30	177	Sigma 135	1 Julian WILLIS	Caterham 7 Sigma 135 1600	1:22.852	3	10	4.088	0.161	85.99
31	43	SigMax	17 Bronek MASOJADA	Caterham 7 SigMax 1600	1:23.186	7	10	4.422	0.334	85.64
32	161	Sigma 135	2 David MORRIS	Caterham 7 Sigma 135 1600	1:23.420	11	11	4.656	0.234	85.40
33	166	Sigma 135	3 Neil WRIGHT	Caterham 7 Sigma 135 1600	1:23.650	9	10	4.886	0.230	85.17
34	69	Mega	7 John BENFIELD	Caterham 7 Mega 1600	1:24.064	8	10	5.300	0.414	84.75
35	168	Sigma 135	4 Adam HARRISON	Caterham 7 Sigma 135 1600	1:26.548	9	10	7.784	2.484	82.32
36	85	Classic	1 Mark CARTER	Caterham 7 Classic 1600	1:27.757	5	10	8.993	1.209	81.18
37	95	Classic	2 Paul HAWKER	Caterham 7 Classic 1600	1:28.035	9	10	9.271	0.278	80.92
38	82	Classic	3 Robin WEBB	Caterham 7 Classic 1600	1:28.679	4	10	9.915	0.644	80.34
39	27	SigMax	18 Philip CLARKE	Caterham 7 SigMax 1600	1:29.646	8	9	10.882	0.967	79.47
40	87	Classic	4 Trevor HARBER	Caterham 7 Classic 1600	1:29.941	9	10	11.177	0.295	79.21
41	88	Classic	5 Peter TATTERSALL	Caterham 7 Classic 1600	1:30.213	9	10	11.449	0.272	78.97
42	91	Classic	6 Darren GRAINGER	Caterham 7 Classic 1600	1:32.071	8	9	13.307	1.858	77.38
43	89	Classic	7 Michael SEGAL	Caterham 7 Classic 1600	1:33.950	4	9	15.186	1.879	75.83
44	98	Classic	8 Robert APPLETON	Caterham 7 Classic 1600	1:35.096	8	9	16.332	1.146	74.92
45	6	SigMax	19 Glenn BURTENSHAW	Caterham 7 SigMax 1600			0			

Donington Park National
Circuit Length = 1.9790 miles
Start: 11:52 Flag 12:07 End: 12:08

Weather / Track : Cloudy / Dry

These results are provisional until the conclusion of any judicial and technical matters.

Clerk Of Course :	Timekeeper :
-------------------	--------------

Caterham Graduates

PRACTICE - LAP ANALYSIS

DIFF = Difference To Personal Best Lap

P1 25 Stephen CLARK				
LAP	LAP TIME	DIFF	MPH	TIME OF DAY
1 -	1:26.493	7.729	82.37	11:54:02.955
2 -	1:21.409	2.645	87.51	11:55:24.364
3 -	1:20.593	1.829	88.40	11:56:44.957
4 -	1:18.857 (2)	0.093	90.34	11:58:03.814
5 -	1:19.062 (3)	0.298	90.11	11:59:22.876
6 -	1:19.276	0.512	89.87	12:00:42.152
7 -	1:21.720	2.956	87.18	12:02:03.872
8 -	1:18.764 (1)		90.45	12:03:22.636
9 -	1:25.872 P	7.108	82.96	12:04:48.508

P2 16 Simon GRIFFITHS				
LAP	LAP TIME	DIFF	MPH	TIME OF DAY
1 -	1:22.942	4.094	85.89	11:53:51.241
2 -	1:24.035	5.187	84.78	11:55:15.276
3 -	1:24.669	5.821	84.14	11:56:39.945
4 -	1:20.944	2.096	88.01	11:58:00.889
5 -	1:21.753	2.905	87.14	11:59:22.642
6 -	1:19.536 (2)	0.688	89.57	12:00:42.178
7 -	1:22.141	3.293	86.73	12:02:04.319
8 -	1:18.848 (1)		90.35	12:03:23.167
9 -	1:21.388	2.540	87.53	12:04:44.555
10 -	1:20.366 (3)	1.518	88.65	12:06:04.921
11 -	1:21.079	2.231	87.87	12:07:26.000

P3 33 Ben WINROW				
LAP	LAP TIME	DIFF	MPH	TIME OF DAY
1 -	1:27.548	8.583	81.37	11:54:09.775
2 -	1:23.562	4.597	85.26	11:55:33.337
3 -	1:20.669	1.704	88.31	11:56:54.006
4 -	1:20.254	1.289	88.77	11:58:14.260
5 -	1:20.601	1.636	88.39	11:59:34.861
6 -	1:20.492	1.527	88.51	12:00:55.353
7 -	1:18.965 (1)		90.22	12:02:14.318
8 -	1:20.002 (2)	1.037	89.05	12:03:34.320
9 -	1:20.331	1.366	88.69	12:04:54.651
10 -	1:20.045 (3)	1.080	89.00	12:06:14.696
11 -	1:20.607	1.642	88.38	12:07:35.303

P4 146 Chris DEAR				
LAP	LAP TIME	DIFF	MPH	TIME OF DAY
1 -	1:26.321	6.963	82.53	11:53:52.850
2 -	1:23.356	3.998	85.47	11:55:16.206
3 -	1:22.818	3.460	86.02	11:56:39.024
4 -	1:20.934 (3)	1.576	88.03	11:57:59.958
5 -	1:21.121	1.763	87.82	11:59:21.079
6 -	1:21.590	2.232	87.32	12:00:42.669
7 -	1:22.127	2.769	86.75	12:02:04.796
8 -	1:19.358 (1)		89.77	12:03:24.154
9 -	1:21.703	2.345	87.20	12:04:45.857
10 -	1:19.770 (2)	0.412	89.31	12:06:05.627
11 -	1:28.103 P	8.745	80.86	12:07:33.730

P5 5 Samuel WILSON				
LAP	LAP TIME	DIFF	MPH	TIME OF DAY
1 -	1:27.271	7.904	81.63	11:54:08.684
2 -	1:22.574	3.207	86.28	11:55:31.258
3 -	1:21.644	2.277	87.26	11:56:52.902
4 -	1:19.835 (2)	0.468	89.24	11:58:12.737

DIFF = Difference To Personal Best Lap

5 -	1:20.550	1.183	88.44	11:59:33.287
6 -	1:24.012	4.645	84.80	12:00:57.299
7 -	1:20.090 (3)	0.723	88.95	12:02:17.389
8 -	1:21.173	1.806	87.77	12:03:38.562
9 -	1:19.367 (1)		89.76	12:04:57.929
10 -	1:25.179	5.812	83.64	12:06:23.108
11 -	1:24.673	5.306	84.14	12:07:47.781

P6 144 Luke BALMFORTH				
LAP	LAP TIME	DIFF	MPH	TIME OF DAY
1 -	1:31.886	12.460	77.53	11:54:12.828
2 -	1:25.896	6.470	82.94	11:55:38.724
3 -	1:23.011	3.585	85.82	11:57:01.735
4 -	1:21.367	1.941	87.56	11:58:23.102
5 -	1:20.512 (3)	1.086	88.49	11:59:43.614
6 -	1:21.253	1.827	87.68	12:01:04.867
7 -	1:21.885	2.459	87.00	12:02:26.752
8 -	1:31.002	11.576	78.29	12:03:57.754
9 -	1:20.751	1.325	88.22	12:05:18.505
10 -	1:19.426 (1)		89.70	12:06:37.931
11 -	1:20.339 (2)	0.913	88.68	12:07:58.270

P7 7 Steven MCMASTER				
LAP	LAP TIME	DIFF	MPH	TIME OF DAY
1 -	1:29.971	10.502	79.18	11:54:09.583
2 -	1:27.411	7.942	81.50	11:55:36.994
3 -	1:20.229	0.760	88.80	11:56:57.223
4 -	1:19.694 (2)	0.225	89.39	11:58:16.917
5 -	1:19.886 (3)	0.417	89.18	11:59:36.803
6 -	1:21.985	2.516	86.90	12:00:58.788
7 -	1:19.949	0.480	89.11	12:02:18.737
8 -	1:20.613	1.144	88.38	12:03:39.350
9 -	1:19.469 (1)		89.65	12:04:58.819
10 -	1:21.237	1.768	87.70	12:06:20.056
11 -	1:20.623	1.154	88.36	12:07:40.679

P8 141 Jonathan CURRY				
LAP	LAP TIME	DIFF	MPH	TIME OF DAY
1 -	1:28.562	9.021	80.44	11:54:15.972
2 -	1:24.470	4.929	84.34	11:55:40.442
3 -	1:23.801	4.260	85.01	11:57:04.243
4 -	1:20.313	0.772	88.71	11:58:24.556
5 -	1:20.063 (3)	0.522	88.98	11:59:44.619
6 -	1:19.824 (2)	0.283	89.25	12:01:04.443
7 -	1:21.650	2.109	87.25	12:02:26.093
8 -	1:20.199	0.658	88.83	12:03:46.292
9 -	1:21.532	1.991	87.38	12:05:07.824
10 -	1:19.541 (1)		89.57	12:06:27.365
11 -	1:22.345	2.804	86.52	12:07:49.710

P9 19 Andrew SAGAR				
LAP	LAP TIME	DIFF	MPH	TIME OF DAY
1 -	1:26.812	7.236	82.06	11:53:55.009
2 -	1:22.666	3.090	86.18	11:55:17.675
3 -	1:21.764	2.188	87.13	11:56:39.439
4 -	1:21.125	1.549	87.82	11:58:00.564
5 -	1:21.919	2.343	86.97	11:59:22.483
6 -	1:20.848 (3)	1.272	88.12	12:00:43.331
7 -	1:22.834	3.258	86.01	12:02:06.165
8 -	1:19.957 (2)	0.381	89.10	12:03:26.122
9 -	1:21.915	2.339	86.97	12:04:48.037

Donington Park National
 Circuit Length = 1.9790 miles
 Start: 11:52 Flag 12:07 End: 12:08

Weather / Track : Cloudy / Dry

Caterham Graduates

PRACTICE - LAP ANALYSIS

DIFF = Difference To Personal Best Lap

10 - **1:19.576 (1)** **89.53** **12:06:07.613**
 11 - 1:23.829 4.253 84.99 12:07:31.442

P10 15 Luke COOPER				
LAP	LAP TIME	DIFF	MPH	TIME OF DAY
1 -	1:29.183	9.594	79.88	11:54:11.354
2 -	1:24.902	5.313	83.91	11:55:36.256
3 -	1:20.526	0.937	88.47	11:56:56.782
4 -	1:20.238	0.649	88.79	11:58:17.020
5 -	1:19.847 (2)	0.258	89.22	11:59:36.867
6 -	1:21.020	1.431	87.93	12:00:57.887
7 -	1:19.589 (1)		89.51	12:02:17.476
8 -	1:27.080	7.491	81.81	12:03:44.556
9 -	1:20.554	0.965	88.44	12:05:05.110
10 -	1:19.921 (3)	0.332	89.14	12:06:25.031
11 -	1:20.893	1.304	88.07	12:07:45.924

P11 1 Jamie ELLWOOD				
LAP	LAP TIME	DIFF	MPH	TIME OF DAY
1 -	1:26.676	6.957	82.19	11:54:08.290
2 -	1:21.347	1.628	87.58	11:55:29.637
3 -	1:20.564	0.845	88.43	11:56:50.201
4 -	1:20.360	0.641	88.65	11:58:10.561
5 -	1:19.719 (1)		89.37	11:59:30.280
6 -	1:20.099 (3)	0.380	88.94	12:00:50.379
7 -	1:20.025 (2)	0.306	89.03	12:02:10.404
8 -	1:20.274	0.555	88.75	12:03:30.678
9 -	1:22.829 P	3.110	86.01	12:04:53.507
10 -	2:50.982	1:31.263	41.66	12:07:44.489

P12 9 Gareth CORDEY				
LAP	LAP TIME	DIFF	MPH	TIME OF DAY
1 -	1:27.456	7.605	81.46	11:54:01.891
2 -	1:22.441	2.590	86.42	11:55:24.332
3 -	1:22.452	2.601	86.40	11:56:46.784
4 -	1:20.636 (3)	0.785	88.35	11:58:07.420
5 -	1:22.362	2.511	86.50	11:59:29.782
6 -	1:21.671	1.820	87.23	12:00:51.453
7 -	1:20.286 (2)	0.435	88.74	12:02:11.739
8 -	1:22.281	2.430	86.58	12:03:34.020
9 -	1:21.486	1.635	87.43	12:04:55.506
10 -	1:19.851 (1)		89.22	12:06:15.357
11 -	1:39.479	19.628	71.61	12:07:54.836

P13 44 Charles ELLIOTT				
LAP	LAP TIME	DIFF	MPH	TIME OF DAY
1 -	1:28.881	9.010	80.15	11:54:07.284
2 -	1:23.555	3.684	85.26	11:55:30.839
3 -	1:22.847	2.976	85.99	11:56:53.686
4 -	1:20.323 (2)	0.452	88.69	11:58:14.009
5 -	1:20.985	1.114	87.97	11:59:34.994
6 -	1:22.809	2.938	86.03	12:00:57.803
7 -	1:20.596 (3)	0.725	88.39	12:02:18.399
8 -	1:20.777	0.906	88.20	12:03:39.176
9 -	1:19.871 (1)		89.20	12:04:59.047
10 -	1:21.140	1.269	87.80	12:06:20.187
11 -	1:21.479	1.608	87.44	12:07:41.666

DIFF = Difference To Personal Best Lap

P14 22 Ryan SCARRATT				
LAP	LAP TIME	DIFF	MPH	TIME OF DAY
1 -	1:28.235	7.887	80.74	11:54:05.557
2 -	1:23.002	2.654	85.83	11:55:28.559
3 -	1:22.292	1.944	86.57	11:56:50.851
4 -	1:20.348 (1)		88.67	11:58:11.199
5 -	1:20.533 (2)	0.185	88.46	11:59:31.732
6 -	1:21.113	0.765	87.83	12:00:52.845
7 -	1:21.036 (3)	0.688	87.91	12:02:13.881
8 -	1:23.256	2.908	85.57	12:03:37.137
9 -	1:21.054	0.706	87.89	12:04:58.191
10 -	1:21.130	0.782	87.81	12:06:19.321
11 -	1:23.028	2.680	85.81	12:07:42.349

P15 69 Steven EVANS				
LAP	LAP TIME	DIFF	MPH	TIME OF DAY
1 -	1:35.922	15.568	74.27	11:54:33.059
2 -	1:25.523	5.169	83.30	11:55:58.582
3 -	1:22.884	2.530	85.95	11:57:21.466
4 -	1:22.006	1.652	86.87	11:58:43.472
5 -	1:22.215	1.861	86.65	12:00:05.687
6 -	1:22.044	1.690	86.83	12:01:27.731
7 -	1:21.405	1.051	87.52	12:02:49.136
8 -	1:22.550	2.196	86.30	12:04:11.686
9 -	1:21.266 (3)	0.912	87.67	12:05:32.952
10 -	1:20.354 (1)		88.66	12:06:53.306
11 -	1:21.209 (2)	0.855	87.73	12:08:14.515

P16 26 Stephen ARNELL				
LAP	LAP TIME	DIFF	MPH	TIME OF DAY
1 -	1:32.742	12.361	76.82	11:54:13.173
2 -	1:26.911	6.530	81.97	11:55:40.084
3 -	1:25.394	5.013	83.43	11:57:05.478
4 -	1:23.442	3.061	85.38	11:58:28.920
5 -	1:21.489	1.108	87.43	11:59:50.409
6 -	1:21.115	0.734	87.83	12:01:11.524
7 -	1:21.154	0.773	87.79	12:02:32.678
8 -	1:21.001 (3)	0.620	87.95	12:03:53.679
9 -	1:20.522 (2)	0.141	88.48	12:05:14.201
10 -	1:20.381 (1)		88.63	12:06:34.582
11 -	1:21.015	0.634	87.94	12:07:55.597

P17 41 Adam CROFT				
LAP	LAP TIME	DIFF	MPH	TIME OF DAY
1 -	1:31.971	11.511	77.46	11:54:25.311
2 -	1:24.067	3.607	84.74	11:55:49.378
3 -	1:22.526	2.066	86.33	11:57:11.904
4 -	1:24.682	4.222	84.13	11:58:36.586
5 -	1:22.947	2.487	85.89	11:59:59.533
6 -	1:23.846	3.386	84.97	12:01:23.379
7 -	1:21.544	1.084	87.37	12:02:44.923
8 -	1:21.328 (3)	0.868	87.60	12:04:06.251
9 -	1:21.456	0.996	87.46	12:05:27.707
10 -	1:20.570 (2)	0.110	88.42	12:06:48.277
11 -	1:20.460 (1)		88.54	12:08:08.737

P18 66 Luke TZOUROU				
LAP	LAP TIME	DIFF	MPH	TIME OF DAY
1 -	1:32.188	11.408	77.28	11:54:14.872
2 -	1:26.932	6.152	81.95	11:55:41.804

Donington Park National
 Circuit Length = 1.9790 miles
 Start: 11:52 Flag 12:07 End: 12:08

Weather / Track : Cloudy / Dry

Caterham Graduates

PRACTICE - LAP ANALYSIS

DIFF = Difference To Personal Best Lap

3 -	1:25.359	4.579	83.46	11:57:07.163
4 -	1:23.655	2.875	85.16	11:58:30.818
5 -	1:27.374	6.594	81.54	11:59:58.192
6 -	1:23.069	2.289	85.76	12:01:21.261
7 -	1:21.389 (3)	0.609	87.53	12:02:42.650
8 -	1:21.634	0.854	87.27	12:04:04.284
9 -	1:21.856	1.076	87.03	12:05:26.140
10 -	1:20.780 (1)		88.19	12:06:46.920
11 -	1:20.967 (2)	0.187	87.99	12:08:07.887

P19 147 Colin LOUGHLIN

LAP	LAP TIME	DIFF	MPH	TIME OF DAY
1 -	1:31.062	10.253	78.23	11:54:18.615
2 -	1:24.298	3.489	84.51	11:55:42.913
3 -	1:26.048	5.239	82.79	11:57:08.961
4 -	1:26.996	6.187	81.89	11:58:35.957
5 -	1:24.613	3.804	84.20	12:00:00.570
6 -	1:22.723	1.914	86.12	12:01:23.293
7 -	1:22.455	1.646	86.40	12:02:45.748
8 -	1:20.904 (2)	0.095	88.06	12:04:06.652
9 -	1:23.803	2.994	85.01	12:05:30.455
10 -	1:20.809 (1)		88.16	12:06:51.264
11 -	1:22.451 (3)	1.642	86.41	12:08:13.715

P20 54 Kevin BARRETT

LAP	LAP TIME	DIFF	MPH	TIME OF DAY
1 -	1:32.494	11.136	77.02	11:54:11.995
2 -	1:26.863	5.505	82.02	11:55:38.858
3 -	1:26.767	5.409	82.11	11:57:05.625
4 -	1:31.824	10.466	77.59	11:58:37.449
5 -	1:24.052	2.694	84.76	12:00:01.501
6 -	1:25.971	4.613	82.87	12:01:27.472
7 -	1:22.346 (3)	0.988	86.52	12:02:49.818
8 -	1:30.225	8.867	78.96	12:04:20.043
9 -	1:22.958	1.600	85.88	12:05:43.001
10 -	1:21.541 (2)	0.183	87.37	12:07:04.542
11 -	1:21.358 (1)		87.57	12:08:25.900

P21 145 Andrew JOHNSON

LAP	LAP TIME	DIFF	MPH	TIME OF DAY
1 -	1:27.456	5.827	81.46	11:53:58.446
2 -	1:24.709	3.080	84.10	11:55:23.155
3 -	1:24.038	2.409	84.77	11:56:47.193
4 -	1:21.629 (1)		87.28	11:58:08.822
5 -	1:21.887 (2)	0.258	87.00	11:59:30.709
6 -	1:43.697	22.068	68.70	12:01:14.406
7 -	1:29.330 P	7.701	79.75	12:02:43.736
8 -	2:25.847	1:04.218	48.85	12:05:09.583
9 -	1:22.886	1.257	85.95	12:06:32.469
10 -	1:21.888 (3)	0.259	87.00	12:07:54.357

P22 59 Neil STURGESS

LAP	LAP TIME	DIFF	MPH	TIME OF DAY
1 -	1:31.085	9.251	78.21	11:54:08.378
2 -	1:25.679	3.845	83.15	11:55:34.057
3 -	1:22.694	0.860	86.15	11:56:56.751
4 -	1:21.943 (3)	0.109	86.94	11:58:18.694
5 -	1:22.046	0.212	86.83	11:59:40.740
6 -	1:22.379	0.545	86.48	12:01:03.119
7 -	1:24.635	2.801	84.18	12:02:27.754
8 -	1:22.070	0.236	86.81	12:03:49.824

DIFF = Difference To Personal Best Lap

9 -	1:22.667	0.833	86.18	12:05:12.491
10 -	1:21.889 (2)	0.055	87.00	12:06:34.380
11 -	1:21.834 (1)		87.06	12:07:56.214

P23 57 Christopher RAYMENT

LAP	LAP TIME	DIFF	MPH	TIME OF DAY
1 -	1:33.938	12.078	75.84	11:54:27.158
2 -	1:25.035	3.175	83.78	11:55:52.193
3 -	1:23.312 (2)	1.452	85.51	11:57:15.505
4 -	1:24.357	2.497	84.45	11:58:39.862
5 -	1:25.210	3.350	83.61	12:00:05.072
6 -	1:24.117 (3)	2.257	84.69	12:01:29.189
7 -	1:21.860 (1)		87.03	12:02:51.049
8 -	1:24.141	2.281	84.67	12:04:15.190
9 -	1:25.078	3.218	83.74	12:05:40.268
10 -	1:24.846	2.986	83.97	12:07:05.114
11 -	1:24.207	2.347	84.60	12:08:29.321

P24 18 Mark JONES

LAP	LAP TIME	DIFF	MPH	TIME OF DAY
1 -	1:32.659	10.762	76.89	11:54:14.720
2 -	1:27.430	5.533	81.48	11:55:42.150
3 -	1:26.069	4.172	82.77	11:57:08.219
4 -	1:23.476	1.579	85.34	11:58:31.695
5 -	1:26.337	4.440	82.52	11:59:58.032
6 -	1:23.514	1.617	85.31	12:01:21.546
7 -	1:21.897 (1)		86.99	12:02:43.443
8 -	1:22.730	0.833	86.11	12:04:06.173
9 -	1:22.371 (3)	0.474	86.49	12:05:28.544
10 -	1:22.062 (2)	0.165	86.82	12:06:50.606
11 -	1:23.615	1.718	85.20	12:08:14.221

P25 55 Andy SKINNER

LAP	LAP TIME	DIFF	MPH	TIME OF DAY
1 -	1:33.846	11.928	75.91	11:54:12.848
2 -	1:28.215	6.297	80.76	11:55:41.063
3 -	1:25.265	3.347	83.55	11:57:06.328
4 -	1:25.270	3.352	83.55	11:58:31.598
5 -	1:27.072	5.154	81.82	11:59:58.670
6 -	1:30.990	9.072	78.30	12:01:29.660
7 -	1:22.160 (2)	0.242	86.71	12:02:51.820
8 -	1:24.853 (3)	2.935	83.96	12:04:16.673
9 -	1:26.930	5.012	81.95	12:05:43.603
10 -	1:21.918 (1)		86.97	12:07:05.521

P26 12 Michael DOWNING

LAP	LAP TIME	DIFF	MPH	TIME OF DAY
1 -	1:33.590	11.553	76.12	11:54:14.217
2 -	1:27.433	5.396	81.48	11:55:41.650
3 -	1:26.202	4.165	82.65	11:57:07.852
4 -	1:27.761	5.724	81.18	11:58:35.613
5 -	1:24.565	2.528	84.25	12:00:00.178
6 -	1:24.037	2.000	84.77	12:01:24.215
7 -	1:22.037 (1)		86.84	12:02:46.252
8 -	1:23.516	1.479	85.30	12:04:09.768
9 -	1:24.232	2.195	84.58	12:05:34.000
10 -	1:22.501 (2)	0.464	86.35	12:06:56.501
11 -	1:23.336 (3)	1.299	85.49	12:08:19.837

Weather / Track : Cloudy / Dry

Donington Park National
Circuit Length = 1.9790 miles
Start: 11:52 Flag 12:07 End: 12:08

Caterham Graduates

PRACTICE - LAP ANALYSIS

DIFF = Difference To Personal Best Lap

P27 192 Matthew LEWIS				
LAP	LAP TIME	DIFF	MPH	TIME OF DAY
1 -	1:37.487	15.182	73.08	11:54:33.800
2 -	1:27.613	5.308	81.31	11:56:01.413
3 -	1:23.426	1.121	85.40	11:57:24.839
4 -	1:22.694	0.389	86.15	11:58:47.533
5 -	1:22.827	0.522	86.01	12:00:10.360
6 -	1:22.638	0.333	86.21	12:01:32.998
7 -	1:22.598	0.293	86.25	12:02:55.596
8 -	1:22.305 (1)		86.56	12:04:17.901
9 -	1:22.601	0.296	86.25	12:05:40.502
10 -	1:22.528 (3)	0.223	86.32	12:07:03.030
11 -	1:22.409 (2)	0.104	86.45	12:08:25.439

P28 93 Mike EVANS				
LAP	LAP TIME	DIFF	MPH	TIME OF DAY
1 -	1:28.998 (3)	6.479	80.05	11:54:24.268
2 -	1:23.150 (2)	0.631	85.68	11:55:47.418
3 -	1:22.519 (1)		86.33	11:57:09.937
4 -	1:43.912 P	21.393	68.56	11:58:53.849

P29 63 Chris SAVAGE				
LAP	LAP TIME	DIFF	MPH	TIME OF DAY
1 -	1:33.251	10.560	76.40	11:54:11.399
2 -	1:28.493	5.802	80.51	11:55:39.892
3 -	1:26.089	3.398	82.75	11:57:05.981
4 -	1:25.226	2.535	83.59	11:58:31.207
5 -	1:26.189	3.498	82.66	11:59:57.396
6 -	1:24.732	2.041	84.08	12:01:22.128
7 -	1:23.384 (3)	0.693	85.44	12:02:45.512
8 -	1:23.893	1.202	84.92	12:04:09.405
9 -	1:25.430	2.739	83.39	12:05:34.835
10 -	1:22.691 (1)		86.15	12:06:57.526
11 -	1:22.930 (2)	0.239	85.91	12:08:20.456

P30 177 Julian WILLIS				
LAP	LAP TIME	DIFF	MPH	TIME OF DAY
1 -	1:38.322	15.470	72.46	11:54:26.238
2 -	1:24.814	1.962	84.00	11:55:51.052
3 -	1:22.852 (1)		85.99	11:57:13.904
4 -	1:25.062	2.210	83.75	11:58:38.966
5 -	1:23.352 (2)	0.500	85.47	12:00:02.318
6 -	1:24.693	1.841	84.12	12:01:27.011
7 -	1:23.651 (3)	0.799	85.17	12:02:50.662
8 -	1:24.668	1.816	84.14	12:04:15.330
9 -	1:44.020	21.168	68.49	12:05:59.350
10 -	1:24.890	2.038	83.92	12:07:24.240

P31 43 Bronek MASOJADA				
LAP	LAP TIME	DIFF	MPH	TIME OF DAY
1 -	1:33.589	10.403	76.12	11:54:09.776
2 -	1:28.418	5.232	80.57	11:55:38.194
3 -	1:27.094	3.908	81.80	11:57:05.288
4 -	1:24.949 (3)	1.763	83.86	11:58:30.237
5 -	1:37.979	14.793	72.71	12:00:08.216
6 -	1:31.864	8.678	77.55	12:01:40.080
7 -	1:23.186 (1)		85.64	12:03:03.266
8 -	1:23.487 (2)	0.301	85.33	12:04:26.753
9 -	1:33.268	10.082	76.38	12:06:00.021
10 -	1:27.528	4.342	81.39	12:07:27.549

DIFF = Difference To Personal Best Lap

P32 161 David MORRIS				
LAP	LAP TIME	DIFF	MPH	TIME OF DAY
1 -	1:31.225	7.805	78.09	11:54:06.959
2 -	1:30.434	7.014	78.78	11:55:37.393
3 -	1:26.889	3.469	81.99	11:57:04.282
4 -	1:26.488	3.068	82.37	11:58:30.770
5 -	1:27.383	3.963	81.53	11:59:58.153
6 -	1:25.989	2.569	82.85	12:01:24.142
7 -	1:24.911 (3)	1.491	83.90	12:02:49.053
8 -	1:24.616 (2)	1.196	84.19	12:04:13.669
9 -	1:25.126	1.706	83.69	12:05:38.795
10 -	1:25.751	2.331	83.08	12:07:04.546
11 -	1:23.420 (1)		85.40	12:08:27.966

P33 166 Neil WRIGHT				
LAP	LAP TIME	DIFF	MPH	TIME OF DAY
1 -	1:33.017	9.367	76.59	11:54:19.756
2 -	1:28.467	4.817	80.53	11:55:48.223
3 -	1:24.776	1.126	84.04	11:57:12.999
4 -	1:26.450	2.800	82.41	11:58:39.449
5 -	1:25.185	1.535	83.63	12:00:04.634
6 -	1:25.548	1.898	83.28	12:01:30.182
7 -	1:26.416	2.766	82.44	12:02:56.598
8 -	1:24.382 (3)	0.732	84.43	12:04:20.980
9 -	1:23.650 (1)		85.17	12:05:44.630
10 -	1:23.796 (2)	0.146	85.02	12:07:08.426

P34 69 John BENFIELD				
LAP	LAP TIME	DIFF	MPH	TIME OF DAY
1 -	1:42.898	18.834	69.23	11:54:37.646
2 -	1:28.567	4.503	80.44	11:56:06.213
3 -	1:25.930	1.866	82.91	11:57:32.143
4 -	1:26.235	2.171	82.61	11:58:58.378
5 -	1:24.959 (3)	0.895	83.85	12:00:23.337
6 -	1:26.362	2.298	82.49	12:01:49.699
7 -	1:24.554 (2)	0.490	84.26	12:03:14.253
8 -	1:24.064 (1)		84.75	12:04:38.317
9 -	1:26.548	2.484	82.32	12:06:04.865
10 -	1:30.105 P	6.041	79.07	12:07:34.970

P35 168 Adam HARRISON				
LAP	LAP TIME	DIFF	MPH	TIME OF DAY
1 -	1:46.738	20.190	66.74	11:54:37.777
2 -	1:31.889	5.341	77.53	11:56:09.666
3 -	1:30.027	3.479	79.13	11:57:39.693
4 -	1:28.411	1.863	80.58	11:59:08.104
5 -	1:27.603 (3)	1.055	81.32	12:00:35.707
6 -	1:33.001	6.453	76.60	12:02:08.708
7 -	1:29.696	3.148	79.43	12:03:38.404
8 -	1:28.145	1.597	80.82	12:05:06.549
9 -	1:26.548 (1)		82.32	12:06:33.097
10 -	1:26.995 (2)	0.447	81.89	12:08:00.092

P36 85 Mark CARTER				
LAP	LAP TIME	DIFF	MPH	TIME OF DAY
1 -	1:34.673	6.916	75.25	11:54:05.465
2 -	1:29.662	1.905	79.46	11:55:35.127
3 -	1:30.101	2.344	79.07	11:57:05.228
4 -	1:33.681	5.924	76.05	11:58:38.909

Weather / Track : Cloudy / Dry

Donington Park National
Circuit Length = 1.9790 miles
Start: 11:52 Flag 12:07 End: 12:08

Caterham Graduates

PRACTICE - LAP ANALYSIS

DIFF = Difference To Personal Best Lap

5 -	1:27.757 (1)		81.18	12:00:06.666
6 -	1:28.927 (3)	1.170	80.11	12:01:35.593
7 -	1:29.301	1.544	79.78	12:03:04.894
8 -	1:29.638	1.881	79.48	12:04:34.532
9 -	1:29.851	2.094	79.29	12:06:04.383
10 -	1:28.705 (2)	0.948	80.31	12:07:33.088

P37 95 Paul HAWKER

LAP	LAP TIME	DIFF	MPH	TIME OF DAY
1 -	1:46.409	18.374	66.95	11:54:39.261
2 -	1:28.650 (3)	0.615	80.36	11:56:07.911
3 -	1:31.233	3.198	78.09	11:57:39.144
4 -	1:29.465	1.430	79.63	11:59:08.609
5 -	1:29.816	1.781	79.32	12:00:38.425
6 -	1:30.065	2.030	79.10	12:02:08.490
7 -	1:30.397	2.362	78.81	12:03:38.887
8 -	1:29.012	0.977	80.04	12:05:07.899
9 -	1:28.035 (1)		80.92	12:06:35.934
10 -	1:28.347 (2)	0.312	80.64	12:08:04.281

P38 82 Robin WEBB

LAP	LAP TIME	DIFF	MPH	TIME OF DAY
1 -	1:34.061	5.382	75.74	11:54:18.597
2 -	1:35.741	7.062	74.41	11:55:54.338
3 -	1:30.674	1.995	78.57	11:57:25.012
4 -	1:28.679 (1)		80.34	11:58:53.691
5 -	1:29.681	1.002	79.44	12:00:23.372
6 -	1:28.814 (2)	0.135	80.21	12:01:52.186
7 -	1:28.890 (3)	0.211	80.15	12:03:21.076
8 -	1:29.687	1.008	79.43	12:04:50.763
9 -	1:29.442	0.763	79.65	12:06:20.205
10 -	1:30.051	1.372	79.11	12:07:50.256

P39 27 Philip CLARKE

LAP	LAP TIME	DIFF	MPH	TIME OF DAY
1 -	1:50.983	21.337	64.19	11:54:45.282
2 -	1:35.421	5.775	74.66	11:56:20.703
3 -	1:31.146 (3)	1.500	78.16	11:57:51.849
4 -	1:30.823 (2)	1.177	78.44	11:59:22.672
5 -	2:19.459	49.813	51.08	12:01:42.131
6 -	1:34.100	4.454	75.71	12:03:16.231
7 -	1:31.164	1.518	78.15	12:04:47.395
8 -	1:29.646 (1)		79.47	12:06:17.041
9 -	1:34.250	4.604	75.59	12:07:51.291

P40 87 Trevor HARBUR

LAP	LAP TIME	DIFF	MPH	TIME OF DAY
1 -	1:41.880	11.939	69.93	11:54:28.737
2 -	1:34.948	5.007	75.03	11:56:03.685
3 -	1:32.254	2.313	77.22	11:57:35.939
4 -	1:31.962	2.021	77.47	11:59:07.901
5 -	1:31.203 (3)	1.262	78.11	12:00:39.104
6 -	1:31.477	1.536	77.88	12:02:10.581
7 -	1:31.892	1.951	77.53	12:03:42.473
8 -	1:31.595	1.654	77.78	12:05:14.068
9 -	1:29.941 (1)		79.21	12:06:44.009
10 -	1:29.972 (2)	0.031	79.18	12:08:13.981

DIFF = Difference To Personal Best Lap

P41 88 Peter TATTERSALL				
LAP	LAP TIME	DIFF	MPH	TIME OF DAY
1 -	1:33.924	3.711	75.85	11:54:08.118
2 -	1:31.549 (3)	1.336	77.82	11:55:39.667
3 -	1:32.707	2.494	76.85	11:57:12.374
4 -	1:33.408	3.195	76.27	11:58:45.782
5 -	1:31.917	1.704	77.51	12:00:17.699
6 -	1:32.478	2.265	77.04	12:01:50.177
7 -	1:31.642	1.429	77.74	12:03:21.819
8 -	1:33.056	2.843	76.56	12:04:54.875
9 -	1:30.213 (1)		78.97	12:06:25.088
10 -	1:30.640 (2)	0.427	78.60	12:07:55.728

P42 91 Darren GRAINGER

LAP	LAP TIME	DIFF	MPH	TIME OF DAY
1 -	1:54.157	22.086	62.41	11:54:45.132
2 -	1:38.214	6.143	72.54	11:56:23.346
3 -	1:34.927	2.856	75.05	11:57:58.273
4 -	1:35.264	3.193	74.78	11:59:33.537
5 -	1:37.838	5.767	72.82	12:01:11.375
6 -	1:34.218 (3)	2.147	75.61	12:02:45.593
7 -	1:37.994	5.923	72.70	12:04:23.587
8 -	1:32.071 (1)		77.38	12:05:55.658
9 -	1:32.763 (2)	0.692	76.80	12:07:28.421

P43 89 Michael SEGAL

LAP	LAP TIME	DIFF	MPH	TIME OF DAY
1 -	1:41.608	7.658	70.11	11:54:28.854
2 -	1:37.344	3.394	73.19	11:56:06.198
3 -	1:35.151 (3)	1.201	74.87	11:57:41.349
4 -	1:33.950 (1)		75.83	11:59:15.299
5 -	1:35.319	1.369	74.74	12:00:50.618
6 -	1:35.675	1.725	74.46	12:02:26.293
7 -	1:35.401	1.451	74.68	12:04:01.694
8 -	1:58.192	24.242	60.28	12:05:59.886
9 -	1:34.401 (2)	0.451	75.47	12:07:34.287

P44 98 Robert APPLETON

LAP	LAP TIME	DIFF	MPH	TIME OF DAY
1 -	1:41.998	6.902	69.85	11:54:31.419
2 -	1:38.230	3.134	72.53	11:56:09.649
3 -	1:35.754 (2)	0.658	74.40	11:57:45.403
4 -	1:35.980 (3)	0.884	74.23	11:59:21.383
5 -	1:39.712	4.616	71.45	12:01:01.095
6 -	1:37.187	2.091	73.30	12:02:38.282
7 -	1:37.437	2.341	73.12	12:04:15.719
8 -	1:35.096 (1)		74.92	12:05:50.815
9 -	1:36.928	1.832	73.50	12:07:27.743

Weather / Track : Cloudy / Dry

Caterham Graduates

PRACTICE - STATISTICS

Competitors Started 45
Planned Start 2019-06-01 @ 11:50:00.000
Actual Start 2019-06-01 @ 11:52:05.073
Finish Time 2019-06-01 @ 12:07:05.507
Track Length 1.9790mi.
Total Laps 454
Total Distance Covered 898.4965mi.

Session Fastest Lap History

NO	CL	NAME	LAP TIME	TIME OF DAY	LAP	VEHICLE
16	SigMax	Simon GRIFFITHS	1:22.942	11:53:51.243	1	Caterham 7 SigMax 1600
19	SigMax	Andrew SAGAR	1:22.666	11:55:17.677	2	Caterham 7 SigMax 1600
9	SigMax	Gareth CORDEY	1:22.441	11:55:24.332	2	Caterham 7 SigMax 1600
25	SigMax	Stephen CLARK	1:21.409	11:55:24.364	2	Caterham 7 SigMax 1600
1	SigMax	Jamie ELLWOOD	1:21.347	11:55:29.637	2	Caterham 7 SigMax 1600
25	SigMax	Stephen CLARK	1:20.593	11:56:44.959	3	Caterham 7 SigMax 1600
1	SigMax	Jamie ELLWOOD	1:20.564	11:56:50.203	3	Caterham 7 SigMax 1600
15	SigMax	Luke COOPER	1:20.526	11:56:56.782	3	Caterham 7 SigMax 1600
7	SigMax	Steven MCMASTER	1:20.229	11:56:57.224	3	Caterham 7 SigMax 1600
25	SigMax	Stephen CLARK	1:18.857	11:58:03.815	4	Caterham 7 SigMax 1600
25	SigMax	Stephen CLARK	1:18.764	12:03:22.641	8	Caterham 7 SigMax 1600

Flag History

TYPE	TIME OF DAY
GREEN	11:52:05.073
FINISH	12:07:05.507

Flag Statistics

TYPE	COUNT	TOTAL LAPS	TOTAL TIME
Green	1	11	16:45.734
Red	0	0	0.000
Safety Car	0	0	0.000
FCY	0	0	0.000

Weather / Track : Cloudy / Dry

These results are provisional until the conclusion of any judicial and technical matters.

Donington Park National
Circuit Length = 1.9790 miles
Start: 11:52 Flag 12:07 End: 12:08

Clerk Of Course :		Timekeeper :
-------------------	--	--------------

Caterham Graduates
PRACTICE - STATISTICS

CLASS : Classic

8 Starters

Fastest Lap History

NO	NAME	LAP TIME	TIME OF DAY	LAP	VEHICLE
85	Mark CARTER	1:34.673	11:54:05.466	1	Caterham 7 Classic 1600
88	Peter TATTERSALL	1:33.924	11:54:08.117	1	Caterham 7 Classic 1600
85	Mark CARTER	1:29.662	11:55:35.126	2	Caterham 7 Classic 1600
95	Paul HAWKER	1:28.650	11:56:07.911	2	Caterham 7 Classic 1600
85	Mark CARTER	1:27.757	12:00:06.666	5	Caterham 7 Classic 1600

Weather / Track : Cloudy / Dry

These results are provisional until the conclusion of any judicial and technical matters.

Donington Park National
Circuit Length = 1.9790 miles
Start: 11:52 Flag 12:07 End: 12:08

Clerk Of Course :		Timekeeper :
-------------------	--	--------------

Caterham Graduates

PRACTICE - STATISTICS

CLASS : Mega

7 Starters

Fastest Lap History

NO	NAME	LAP TIME	TIME OF DAY	LAP	VEHICLE
59	Neil STURGESS	1:31.085	11:54:08.378	1	Caterham 7 Mega 1600
59	Neil STURGESS	1:25.679	11:55:34.057	2	Caterham 7 Mega 1600
57	Christopher RAYMENT	1:25.035	11:55:52.195	2	Caterham 7 Mega 1600
59	Neil STURGESS	1:22.694	11:56:56.751	3	Caterham 7 Mega 1600
59	Neil STURGESS	1:21.943	11:58:18.696	4	Caterham 7 Mega 1600
66	Luke TZOUROU	1:21.389	12:02:42.652	7	Caterham 7 Mega 1600
66	Luke TZOUROU	1:20.780	12:06:46.920	10	Caterham 7 Mega 1600

Weather / Track : Cloudy / Dry

These results are provisional until the conclusion of any judicial and technical matters.

Donington Park National
Circuit Length = 1.9790 miles
Start: 11:52 Flag 12:07 End: 12:08

Clerk Of Course :		Timekeeper :
-------------------	--	--------------

Caterham Graduates

PRACTICE - STATISTICS

CLASS : Sigma 125

1 Starters

Fastest Lap History

NO	NAME	LAP TIME	TIME OF DAY	LAP	VEHICLE
192	Matthew LEWIS	1:37.487	11:54:33.801	1	Caterham 7 Sigma 125 1600
192	Matthew LEWIS	1:27.613	11:56:01.414	2	Caterham 7 Sigma 125 1600
192	Matthew LEWIS	1:23.426	11:57:24.842	3	Caterham 7 Sigma 125 1600
192	Matthew LEWIS	1:22.694	11:58:47.534	4	Caterham 7 Sigma 125 1600
192	Matthew LEWIS	1:22.638	12:01:32.998	6	Caterham 7 Sigma 125 1600
192	Matthew LEWIS	1:22.598	12:02:55.598	7	Caterham 7 Sigma 125 1600
192	Matthew LEWIS	1:22.305	12:04:17.901	8	Caterham 7 Sigma 125 1600

Weather / Track : Cloudy / Dry

These results are provisional until the conclusion of any judicial and technical matters.

Donington Park National
Circuit Length = 1.9790 miles
Start: 11:52 Flag 12:07 End: 12:08

Clerk Of Course :		Timekeeper :
-------------------	--	--------------

Caterham Graduates

PRACTICE - STATISTICS

CLASS : Sigma 135

4 Starters

Fastest Lap History

NO	NAME	LAP TIME	TIME OF DAY	LAP	VEHICLE
161	David MORRIS	1:31.225	11:54:06.960	1	Caterham 7 Sigma 135 1600
161	David MORRIS	1:30.434	11:55:37.396	2	Caterham 7 Sigma 135 1600
166	Neil WRIGHT	1:28.467	11:55:48.226	2	Caterham 7 Sigma 135 1600
177	Julian WILLIS	1:24.814	11:55:51.053	2	Caterham 7 Sigma 135 1600
166	Neil WRIGHT	1:24.776	11:57:13.000	3	Caterham 7 Sigma 135 1600
177	Julian WILLIS	1:22.852	11:57:13.905	3	Caterham 7 Sigma 135 1600

Weather / Track : Cloudy / Dry

These results are provisional until the conclusion of any judicial and technical matters.

Donington Park National
Circuit Length = 1.9790 miles
Start: 11:52 Flag 12:07 End: 12:08

Clerk Of Course :

Timekeeper :

Caterham Graduates

PRACTICE - STATISTICS

CLASS : Sigma 150

6 Starters

Fastest Lap History

NO	NAME	LAP TIME	TIME OF DAY	LAP	VEHICLE
146	Chris DEAR	1:26.321	11:53:52.853	1	Caterham 7 Sigma 150 1600
146	Chris DEAR	1:23.356	11:55:16.208	2	Caterham 7 Sigma 150 1600
146	Chris DEAR	1:22.818	11:56:39.026	3	Caterham 7 Sigma 150 1600
146	Chris DEAR	1:20.934	11:57:59.962	4	Caterham 7 Sigma 150 1600
141	Jonathan CURRY	1:20.313	11:58:24.556	4	Caterham 7 Sigma 150 1600
141	Jonathan CURRY	1:20.063	11:59:44.619	5	Caterham 7 Sigma 150 1600
141	Jonathan CURRY	1:19.824	12:01:04.445	6	Caterham 7 Sigma 150 1600
146	Chris DEAR	1:19.358	12:03:24.158	8	Caterham 7 Sigma 150 1600

Weather / Track : Cloudy / Dry

These results are provisional until the conclusion of any judicial and technical matters.

Donington Park National
Circuit Length = 1.9790 miles
Start: 11:52 Flag 12:07 End: 12:08

Clerk Of Course :

Timekeeper :

Caterham Graduates

PRACTICE - STATISTICS

CLASS : SigMax

19 Starters

Fastest Lap History

NO	NAME	LAP TIME	TIME OF DAY	LAP	VEHICLE
16	Simon GRIFFITHS	1:22.942	11:53:51.243	1	Caterham 7 SigMax 1600
19	Andrew SAGAR	1:22.666	11:55:17.677	2	Caterham 7 SigMax 1600
9	Gareth CORDEY	1:22.441	11:55:24.332	2	Caterham 7 SigMax 1600
25	Stephen CLARK	1:21.409	11:55:24.364	2	Caterham 7 SigMax 1600
1	Jamie ELLWOOD	1:21.347	11:55:29.637	2	Caterham 7 SigMax 1600
25	Stephen CLARK	1:20.593	11:56:44.959	3	Caterham 7 SigMax 1600
1	Jamie ELLWOOD	1:20.564	11:56:50.203	3	Caterham 7 SigMax 1600
15	Luke COOPER	1:20.526	11:56:56.782	3	Caterham 7 SigMax 1600
7	Steven MCMASTER	1:20.229	11:56:57.224	3	Caterham 7 SigMax 1600
25	Stephen CLARK	1:18.857	11:58:03.815	4	Caterham 7 SigMax 1600
25	Stephen CLARK	1:18.764	12:03:22.641	8	Caterham 7 SigMax 1600

Weather / Track : Cloudy / Dry

These results are provisional until the conclusion of any judicial and technical matters.

Donington Park National
Circuit Length = 1.9790 miles
Start: 11:52 Flag 12:07 End: 12:08

Clerk Of Course :		Timekeeper :
-------------------	--	--------------

Caterham Graduates - Sigmax & Mega

QUALIFYING - RACE 9 - CLASSIFICATION

POS	NO	CL	PIC NAME	ENTRY	TIME	ON	LAPS	GAP	DIFF	MPH
1	25	SigMax	1 Stephen CLARK	Caterham 7 SigMax 1600	1:18.061	9	15			91.27
2	7	SigMax	2 Steven MCMASTER	Caterham 7 SigMax 1600	1:18.558	13	15	0.497	0.497	90.69
3	1	SigMax	3 Jamie ELLWOOD	Caterham 7 SigMax 1600	1:18.562	11	15	0.501	0.004	90.68
4	5	SigMax	4 Samuel WILSON	Caterham 7 SigMax 1600	1:18.637	14	15	0.576	0.075	90.60
5	93*	SigMax	5 Mike EVANS	Caterham 7 SigMax 1600	1:18.722	13	14	0.661	0.085	90.50
6	16	SigMax	6 Simon GRIFFITHS	Caterham 7 SigMax 1600	1:18.726	14	15	0.665	0.004	90.49
7	41	SigMax	7 Adam CROFT	Caterham 7 SigMax 1600	1:19.037	15	15	0.976	0.311	90.14
8	6*	SigMax	8 Glenn BURTENSHAW	Caterham 7 SigMax 1600	1:19.204	12	15	1.143	0.167	89.95
9	44	SigMax	9 Charles ELLIOTT	Caterham 7 SigMax 1600	1:19.211	5	15	1.150	0.007	89.94
10	33	SigMax	10 Ben WINROW	Caterham 7 SigMax 1600	1:19.445	14	14	1.384	0.234	89.68
11	15	SigMax	11 Luke COOPER	Caterham 7 SigMax 1600	1:19.473	13	15	1.412	0.028	89.64
12	9	SigMax	12 Gareth CORDEY	Caterham 7 SigMax 1600	1:19.687	12	15	1.626	0.214	89.40
13	19	SigMax	13 Andrew SAGAR	Caterham 7 SigMax 1600	1:19.839	13	15	1.778	0.152	89.23
14	22	SigMax	14 Ryan SCARRATT	Caterham 7 SigMax 1600	1:20.016	9	15	1.955	0.177	89.04
15	54	Mega	1 Kevin BARRETT	Caterham 7 Mega 1600	1:20.157	15	15	2.096	0.141	88.88
16	26	SigMax	15 Stephen ARNELL	Caterham 7 SigMax 1600	1:20.266	9	15	2.205	0.109	88.76
17	43	SigMax	16 Bronek MASOJADA	Caterham 7 SigMax 1600	1:20.686	15	15	2.625	0.420	88.30
18	18	SigMax	17 Mark JONES	Caterham 7 SigMax 1600	1:20.792	15	15	2.731	0.106	88.18
19	66	Mega	2 Luke TZOUROU	Caterham 7 Mega 1600	1:20.970	15	15	2.909	0.178	87.99
20	69	Mega	3 John BENFIELD	Caterham 7 Mega 1600	1:20.995	5	15	2.934	0.025	87.96
21	12	SigMax	18 Michael DOWNING	Caterham 7 SigMax 1600	1:21.053	4	15	2.992	0.058	87.90
22	55	Mega	4 Andy SKINNER	Caterham 7 Mega 1600	1:21.059	9	15	2.998	0.006	87.89
23	63	Mega	5 Chris SAVAGE	Caterham 7 Mega 1600	1:21.339	7	15	3.278	0.280	87.59
24	57	Mega	6 Christopher RAYMENT	Caterham 7 Mega 1600	1:22.094	6	15	4.033	0.755	86.78
25	59	Mega	7 Neil STURGESS	Caterham 7 Mega 1600	1:22.414	3	14	4.353	0.320	86.44
26	27	SigMax	19 Philip CLARKE	Caterham 7 SigMax 1600	1:22.760	13	14	4.699	0.346	86.08

No. 6 - 1 Lap time disallowed; exceeding track limits.

Weather / Track : Cloudy / Dry

These results are provisional until the conclusion of any judicial and technical matters.

Donington Park National
Circuit Length = 1.9790 miles
Start: 16:05 Flag 16:25 End: 16:26

Clerk Of Course :

Timekeeper :

Caterham Graduates - Sigmax & Mega

QUALIFYING - RACE 17 - 2ND FASTEST CLASSIFICATION

POS	NO	CL	PIC NAME	ENTRY	TIME	ON	LAPS	GAP	DIFF	MPH
1	25	SigMax	1 Stephen CLARK	Caterham 7 SigMax 1600	1:18.222	12	15			91.08
2	5	SigMax	2 Samuel WILSON	Caterham 7 SigMax 1600	1:18.699	7	15	0.477	0.477	90.53
3	93*	SigMax	3 Mike EVANS	Caterham 7 SigMax 1600	1:18.777	14	14	0.555	0.078	90.44
4	16	SigMax	4 Simon GRIFFITHS	Caterham 7 SigMax 1600	1:19.050	15	15	0.828	0.273	90.12
5	1	SigMax	5 Jamie ELLWOOD	Caterham 7 SigMax 1600	1:19.079	9	15	0.857	0.029	90.09
6	7	SigMax	6 Steven MCMASTER	Caterham 7 SigMax 1600	1:19.112	4	15	0.890	0.033	90.05
7	44	SigMax	7 Charles ELLIOTT	Caterham 7 SigMax 1600	1:19.223	11	15	1.001	0.111	89.93
8	15	SigMax	8 Luke COOPER	Caterham 7 SigMax 1600	1:19.481	15	15	1.259	0.258	89.63
9	6*	SigMax	9 Glenn BURTENSHAW	Caterham 7 SigMax 1600	1:19.642	8	15	1.420	0.161	89.45
10	41	SigMax	10 Adam CROFT	Caterham 7 SigMax 1600	1:19.669	9	15	1.447	0.027	89.42
11	9	SigMax	11 Gareth CORDEY	Caterham 7 SigMax 1600	1:19.776	13	15	1.554	0.107	89.30
12	19	SigMax	12 Andrew SAGAR	Caterham 7 SigMax 1600	1:19.955	9	15	1.733	0.179	89.10
13	26	SigMax	13 Stephen ARNELL	Caterham 7 SigMax 1600	1:20.395	14	15	2.173	0.440	88.62
14	33	SigMax	14 Ben WINROW	Caterham 7 SigMax 1600	1:20.481	3	14	2.259	0.086	88.52
15	22	SigMax	15 Ryan SCARRATT	Caterham 7 SigMax 1600	1:20.554	14	15	2.332	0.073	88.44
16	43	SigMax	16 Bronek MASOJADA	Caterham 7 SigMax 1600	1:20.692	13	15	2.470	0.138	88.29
17	54	Mega	1 Kevin BARRETT	Caterham 7 Mega 1600	1:20.783	14	15	2.561	0.091	88.19
18	18	SigMax	17 Mark JONES	Caterham 7 SigMax 1600	1:20.886	4	15	2.664	0.103	88.08
19	69	Mega	2 John BENFIELD	Caterham 7 Mega 1600	1:21.055	7	15	2.833	0.169	87.89
20	66	Mega	3 Luke TZOUROU	Caterham 7 Mega 1600	1:21.064	2	15	2.842	0.009	87.88
21	55	Mega	4 Andy SKINNER	Caterham 7 Mega 1600	1:21.074	11	15	2.852	0.010	87.87
22	12	SigMax	18 Michael DOWNING	Caterham 7 SigMax 1600	1:21.079	9	15	2.857	0.005	87.87
23	63	Mega	5 Chris SAVAGE	Caterham 7 Mega 1600	1:21.489	14	15	3.267	0.410	87.43
24	57	Mega	6 Christopher RAYMENT	Caterham 7 Mega 1600	1:22.156	9	15	3.934	0.667	86.72
25	59	Mega	7 Neil STURGESS	Caterham 7 Mega 1600	1:22.429	10	14	4.207	0.273	86.43
26	27	SigMax	19 Philip CLARKE	Caterham 7 SigMax 1600	1:22.878	12	14	4.656	0.449	85.96

No. 6 - 1 Lap time disallowed; exceeding track limits.

Weather / Track : Cloudy / Dry

These results are provisional until the conclusion of any judicial and technical matters.

Donington Park National
Circuit Length = 1.9790 miles
Start: 16:05 Flag 16:25 End: 16:26

Clerk Of Course :

Timekeeper :

Caterham Graduates - Sigmax & Mega

QUALIFYING - RACE 9 & 17 - LAP ANALYSIS

DIFF = Difference To Personal Best Lap

P1 25 Stephen CLARK				
LAP	LAP TIME	DIFF	MPH	TIME OF DAY
1 -	1:21.456	3.395	87.46	16:06:29.065
2 -	1:19.383	1.322	89.75	16:07:48.448
3 -	1:19.313	1.252	89.82	16:09:07.761
4 -	1:21.372	3.311	87.55	16:10:29.133
5 -	1:19.053	0.992	90.12	16:11:48.186
6 -	1:25.509	7.448	83.32	16:13:13.695
7 -	1:22.200	4.139	86.67	16:14:35.895
8 -	1:19.224	1.163	89.93	16:15:55.119
9 -	1:18.061 (1)		91.27	16:17:13.180
10 -	1:18.484 (3)	0.423	90.77	16:18:31.664
11 -	1:21.079	3.018	87.87	16:19:52.743
12 -	1:18.222 (2)	0.161	91.08	16:21:10.965
13 -	1:23.668	5.607	85.15	16:22:34.633
14 -	1:18.778	0.717	90.43	16:23:53.411
15 -	1:20.374	2.313	88.64	16:25:13.785

P2 7 Steven MCMASTER				
LAP	LAP TIME	DIFF	MPH	TIME OF DAY
1 -	1:21.818	3.260	87.07	16:06:36.042
2 -	1:19.581	1.023	89.52	16:07:55.623
3 -	1:19.704	1.146	89.38	16:09:15.327
4 -	1:19.112 (2)	0.554	90.05	16:10:34.439
5 -	1:19.226 (3)	0.668	89.92	16:11:53.665
6 -	1:19.590	1.032	89.51	16:13:13.255
7 -	1:20.189	1.631	88.84	16:14:33.444
8 -	1:19.455	0.897	89.66	16:15:52.899
9 -	1:19.253	0.695	89.89	16:17:12.152
10 -	1:19.856	1.298	89.21	16:18:32.008
11 -	1:19.741	1.183	89.34	16:19:51.749
12 -	1:19.476	0.918	89.64	16:21:11.225
13 -	1:18.558 (1)		90.69	16:22:29.783
14 -	1:19.525	0.967	89.58	16:23:49.308
15 -	1:20.498	1.940	88.50	16:25:09.806

P3 1 Jamie ELLWOOD				
LAP	LAP TIME	DIFF	MPH	TIME OF DAY
1 -	1:20.960	2.398	88.00	16:06:30.012
2 -	1:19.258	0.696	89.89	16:07:49.270
3 -	1:19.713	1.151	89.37	16:09:08.983
4 -	1:19.498	0.936	89.62	16:10:28.481
5 -	1:26.980	8.418	81.91	16:11:55.461
6 -	1:19.375	0.813	89.75	16:13:14.836
7 -	1:20.383	1.821	88.63	16:14:35.219
8 -	1:19.858	1.296	89.21	16:15:55.077
9 -	1:19.079 (2)	0.517	90.09	16:17:14.156
10 -	1:21.411	2.849	87.51	16:18:35.567
11 -	1:18.562 (1)		90.68	16:19:54.129
12 -	1:19.968	1.406	89.09	16:21:14.097
13 -	1:19.837	1.275	89.23	16:22:33.934
14 -	1:19.159 (3)	0.597	90.00	16:23:53.093
15 -	1:19.696	1.134	89.39	16:25:12.789

P4 5 Samuel WILSON				
LAP	LAP TIME	DIFF	MPH	TIME OF DAY
1 -	1:21.418	2.781	87.50	16:06:39.379
2 -	1:19.387	0.750	89.74	16:07:58.766
3 -	1:19.765	1.128	89.32	16:09:18.531
4 -	1:19.222	0.585	89.93	16:10:37.753
5 -	1:19.033	0.396	90.14	16:11:56.786

DIFF = Difference To Personal Best Lap

6 -	1:19.109	0.472	90.06	16:13:15.895
7 -	1:18.699 (2)	0.062	90.53	16:14:34.594
8 -	1:22.854	4.217	85.99	16:15:57.448
9 -	1:19.005 (3)	0.368	90.17	16:17:16.453
10 -	1:20.510	1.873	88.49	16:18:36.963
11 -	1:21.508	2.871	87.41	16:19:58.471
12 -	1:20.880	2.243	88.08	16:21:19.351
13 -	1:22.135	3.498	86.74	16:22:41.486
14 -	1:18.637 (1)		90.60	16:24:00.123
15 -	1:28.380	9.743	80.61	16:25:28.503

P5 93 Mike EVANS				
LAP	LAP TIME	DIFF	MPH	TIME OF DAY
1 -	1:22.328	3.606	86.53	16:06:42.845
2 -	1:19.755	1.033	89.33	16:08:02.600
3 -	1:20.112	1.390	88.93	16:09:22.712
4 -	1:19.762	1.040	89.32	16:10:42.474
5 -	1:21.902	3.180	86.98	16:12:04.376
6 -	1:23.555 P	4.833	85.26	16:13:27.931
7 -	2:21.907	1:03.185	50.20	16:15:49.838
8 -	1:24.656	5.934	84.15	16:17:14.494
9 -	1:20.509	1.787	88.49	16:18:35.003
10 -	1:18.793	0.071	90.42	16:19:53.796
11 -	1:19.720	0.998	89.37	16:21:13.516
12 -	1:18.791 (3)	0.069	90.42	16:22:32.307
13 -	1:18.722 (1)		90.50	16:23:51.029
14 -	1:18.777 (2)	0.055	90.44	16:25:09.806

P6 16 Simon GRIFFITHS				
LAP	LAP TIME	DIFF	MPH	TIME OF DAY
1 -	1:23.084	4.358	85.75	16:06:32.935
2 -	1:19.706	0.980	89.38	16:07:52.641
3 -	1:19.823	1.097	89.25	16:09:12.464
4 -	1:22.478	3.752	86.38	16:10:34.942
5 -	1:19.800	1.074	89.28	16:11:54.742
6 -	1:19.943	1.217	89.12	16:13:14.685
7 -	1:20.051	1.325	89.00	16:14:34.736
8 -	1:21.472	2.746	87.44	16:15:56.208
9 -	1:19.141	0.415	90.02	16:17:15.349
10 -	1:19.117 (3)	0.391	90.05	16:18:34.466
11 -	1:19.448	0.722	89.67	16:19:53.914
12 -	1:19.462	0.736	89.66	16:21:13.376
13 -	1:19.755	1.029	89.33	16:22:33.131
14 -	1:18.726 (1)		90.49	16:23:51.857
15 -	1:19.050 (2)	0.324	90.12	16:25:10.907

P7 41 Adam CROFT				
LAP	LAP TIME	DIFF	MPH	TIME OF DAY
1 -	1:23.278	4.241	85.55	16:06:41.783
2 -	1:19.794 (3)	0.757	89.28	16:08:01.577
3 -	1:20.665	1.628	88.32	16:09:22.242
4 -	1:20.536	1.499	88.46	16:10:42.778
5 -	1:21.241	2.204	87.69	16:12:04.019
6 -	1:21.921	2.884	86.96	16:13:25.940
7 -	1:23.668	4.631	85.15	16:14:49.608
8 -	1:21.067	2.030	87.88	16:16:10.675
9 -	1:19.669 (2)	0.632	89.42	16:17:30.344
10 -	1:21.337	2.300	87.59	16:18:51.681
11 -	1:21.031	1.994	87.92	16:20:12.712
12 -	1:19.902	0.865	89.16	16:21:32.614
13 -	1:20.482	1.445	88.52	16:22:53.096
14 -	1:21.244	2.207	87.69	16:24:14.340

Donington Park National
 Circuit Length = 1.9790 miles
 Start: 16:05 Flag 16:25 End: 16:26

Weather / Track : Cloudy / Dry

Caterham Graduates - Sigmax & Mega

QUALIFYING - RACE 9 & 17 - LAP ANALYSIS

DIFF = Difference To Personal Best Lap

15 - 1:19.037 (1) 90.14 16:25:33.377

P8 6 Glenn BURTENSHAW				
LAP	LAP TIME	DIFF	MPH	TIME OF DAY
1 -	1:23.339	4.135	85.48	16:06:38.389
2 -	1:20.828	1.624	88.14	16:07:59.217
3 -	1:20.191	0.987	88.84	16:09:19.408
4 -	1:19.881	0.677	89.19	16:10:39.289
5 -	1:19.807 (3)	0.603	89.27	16:11:59.096
6 -	1:20.326	1.122	88.69	16:13:19.422
7 -	1:20.474	1.270	88.53	16:14:39.896
8 -	1:19.642 (2)	0.438	89.45	16:15:59.538
9 -	1:20.101	0.897	88.94	16:17:19.639
10 -	1:20.387	1.183	88.62	16:18:40.026
11 -	1:19.584 D	0.380	89.52	16:19:59.610
12 -	1:19.204 (1)		89.95	16:21:18.814
13 -	1:20.645	1.441	88.34	16:22:39.459
14 -	1:20.153	0.949	88.88	16:23:59.612
15 -	1:23.017	3.813	85.82	16:25:22.629

P9 44 Charles ELLIOTT				
LAP	LAP TIME	DIFF	MPH	TIME OF DAY
1 -	1:22.748	3.537	86.10	16:06:35.443
2 -	1:19.724	0.513	89.36	16:07:55.167
3 -	1:19.629	0.418	89.47	16:09:14.796
4 -	1:20.376	1.165	88.64	16:10:35.172
5 -	1:19.211 (1)		89.94	16:11:54.383
6 -	1:21.619	2.408	87.29	16:13:16.002
7 -	1:20.575	1.364	88.42	16:14:36.577
8 -	1:19.700	0.489	89.39	16:15:56.277
9 -	1:22.458	3.247	86.40	16:17:18.735
10 -	1:21.040	1.829	87.91	16:18:39.775
11 -	1:19.223 (2)	0.012	89.93	16:19:58.998
12 -	1:19.613 (3)	0.402	89.49	16:21:18.611
13 -	1:21.707	2.496	87.19	16:22:40.318
14 -	1:19.675	0.464	89.42	16:23:59.993
15 -	1:23.706	4.495	85.11	16:25:23.699

P10 33 Ben WINROW				
LAP	LAP TIME	DIFF	MPH	TIME OF DAY
1 -	1:23.033	3.588	85.80	16:06:39.123
2 -	1:20.611	1.166	88.38	16:07:59.734
3 -	1:20.481 (2)	1.036	88.52	16:09:20.215
4 -	1:23.009	3.564	85.82	16:10:43.224
5 -	1:20.753	1.308	88.22	16:12:03.977
6 -	1:21.799	2.354	87.09	16:13:25.776
7 -	1:22.238	2.793	86.63	16:14:48.014
8 -	1:21.233	1.788	87.70	16:16:09.247
9 -	1:20.559 (3)	1.114	88.44	16:17:29.806
10 -	1:32.755	13.310	76.81	16:19:02.561
11 -	1:21.338	1.893	87.59	16:20:23.899
12 -	1:45.848	26.403	67.31	16:22:09.747
13 -	1:43.843	24.398	68.60	16:23:53.590
14 -	1:19.445 (1)		89.68	16:25:13.035

P11 15 Luke COOPER				
LAP	LAP TIME	DIFF	MPH	TIME OF DAY
1 -	1:22.526	3.053	86.33	16:06:47.719
2 -	1:21.423	1.950	87.50	16:08:09.142
3 -	1:20.269	0.796	88.75	16:09:29.411
4 -	1:20.821	1.348	88.15	16:10:50.232

DIFF = Difference To Personal Best Lap

5 -	1:19.706 (3)	0.233	89.38	16:12:09.938
6 -	1:20.220	0.747	88.81	16:13:30.158
7 -	1:19.756	0.283	89.33	16:14:49.914
8 -	1:19.869	0.396	89.20	16:16:09.783
9 -	1:20.451	0.978	88.55	16:17:30.234
10 -	1:22.667	3.194	86.18	16:18:52.901
11 -	1:19.953	0.480	89.11	16:20:12.854
12 -	1:20.847	1.374	88.12	16:21:33.701
13 -	1:19.473 (1)		89.64	16:22:53.174
14 -	1:20.033	0.560	89.02	16:24:13.207
15 -	1:19.481 (2)	0.008	89.63	16:25:32.688

P12 9 Gareth CORDEY				
LAP	LAP TIME	DIFF	MPH	TIME OF DAY
1 -	1:23.549	3.862	85.27	16:06:42.322
2 -	1:23.480	3.793	85.34	16:08:05.802
3 -	1:21.021	1.334	87.93	16:09:26.823
4 -	1:20.988	1.301	87.97	16:10:47.811
5 -	1:20.396	0.709	88.61	16:12:08.207
6 -	1:19.964 (3)	0.277	89.09	16:13:28.171
7 -	1:20.648	0.961	88.34	16:14:48.819
8 -	1:20.808	1.121	88.16	16:16:09.627
9 -	1:20.110	0.423	88.93	16:17:29.737
10 -	1:22.400	2.713	86.46	16:18:52.137
11 -	1:22.430	2.743	86.43	16:20:14.567
12 -	1:19.687 (1)		89.40	16:21:34.254
13 -	1:19.776 (2)	0.089	89.30	16:22:54.030
14 -	1:20.059	0.372	88.99	16:24:14.089
15 -	1:21.136	1.449	87.81	16:25:35.225

P13 19 Andrew SAGAR				
LAP	LAP TIME	DIFF	MPH	TIME OF DAY
1 -	1:24.266	4.427	84.54	16:06:40.867
2 -	1:20.356	0.517	88.66	16:08:01.223
3 -	1:20.712	0.873	88.27	16:09:21.935
4 -	1:21.901	2.062	86.99	16:10:43.836
5 -	1:21.245	1.406	87.69	16:12:05.081
6 -	1:22.384	2.545	86.48	16:13:27.465
7 -	1:21.038	1.199	87.91	16:14:48.503
8 -	1:24.293	4.454	84.52	16:16:12.796
9 -	1:19.955 (2)	0.116	89.10	16:17:32.751
10 -	1:20.676	0.837	88.31	16:18:53.427
11 -	1:21.183	1.344	87.76	16:20:14.610
12 -	1:20.250	0.411	88.78	16:21:34.860
13 -	1:19.839 (1)		89.23	16:22:54.699
14 -	1:20.048 (3)	0.209	89.00	16:24:14.747
15 -	1:20.059	0.220	88.99	16:25:34.806

P14 22 Ryan SCARRATT				
LAP	LAP TIME	DIFF	MPH	TIME OF DAY
1 -	1:24.138	4.122	84.67	16:06:43.627
2 -	1:21.672	1.656	87.23	16:08:05.299
3 -	1:22.008	1.992	86.87	16:09:27.307
4 -	1:21.648	1.632	87.26	16:10:48.955
5 -	1:20.914	0.898	88.05	16:12:09.869
6 -	1:21.848	1.832	87.04	16:13:31.717
7 -	1:20.783	0.767	88.19	16:14:52.500
8 -	1:21.296	1.280	87.63	16:16:13.796
9 -	1:20.016 (1)		89.04	16:17:33.812
10 -	1:21.215	1.199	87.72	16:18:55.027
11 -	1:20.570 (3)	0.554	88.42	16:20:15.597
12 -	1:21.404	1.388	87.52	16:21:37.001

Donington Park National
Circuit Length = 1.9790 miles
Start: 16:05 Flag 16:25 End: 16:26

Weather / Track : Cloudy / Dry

Caterham Graduates - Sigmax & Mega

QUALIFYING - RACE 9 & 17 - LAP ANALYSIS

DIFF = Difference To Personal Best Lap

13 -	1:20.953	0.937	88.00	16:22:57.954
14 -	1:20.554 (2)	0.538	88.44	16:24:18.508
15 -	1:21.814	1.798	87.08	16:25:40.322

P15 54 Kevin BARRETT

LAP	LAP TIME	DIFF	MPH	TIME OF DAY
1 -	1:29.522	9.365	79.58	16:06:51.596
2 -	1:21.280	1.123	87.65	16:08:12.876
3 -	1:22.829	2.672	86.01	16:09:35.705
4 -	1:26.881	6.724	82.00	16:11:02.586
5 -	1:23.057	2.900	85.78	16:12:25.643
6 -	1:21.787	1.630	87.11	16:13:47.430
7 -	1:21.378	1.221	87.54	16:15:08.808
8 -	1:21.170	1.013	87.77	16:16:29.978
9 -	1:21.195	1.038	87.74	16:17:51.173
10 -	1:20.933	0.776	88.03	16:19:12.106
11 -	1:20.871 (3)	0.714	88.09	16:20:32.977
12 -	1:21.155	0.998	87.79	16:21:54.132
13 -	1:29.548	9.391	79.56	16:23:23.680
14 -	1:20.783 (2)	0.626	88.19	16:24:44.463
15 -	1:20.157 (1)		88.88	16:26:04.620

P16 26 Stephen ARNELL

LAP	LAP TIME	DIFF	MPH	TIME OF DAY
1 -	1:25.413	5.147	83.41	16:06:48.242
2 -	1:22.303	2.037	86.56	16:08:10.545
3 -	1:22.730	2.464	86.11	16:09:33.275
4 -	1:21.626	1.360	87.28	16:10:54.901
5 -	1:22.515	2.249	86.34	16:12:17.416
6 -	1:21.263	0.997	87.67	16:13:38.679
7 -	1:21.742	1.476	87.16	16:15:00.421
8 -	1:26.631	6.365	82.24	16:16:27.052
9 -	1:20.266 (1)		88.76	16:17:47.318
10 -	1:21.256	0.990	87.68	16:19:08.574
11 -	1:33.073	12.807	76.54	16:20:41.647
12 -	1:23.204	2.938	85.62	16:22:04.851
13 -	1:21.086	0.820	87.86	16:23:25.937
14 -	1:20.395 (2)	0.129	88.62	16:24:46.332
15 -	1:20.648 (3)	0.382	88.34	16:26:06.980

P17 43 Bronek MASOJADA

LAP	LAP TIME	DIFF	MPH	TIME OF DAY
1 -	1:27.462	6.776	81.45	16:06:54.041
2 -	1:26.760	6.074	82.11	16:08:20.801
3 -	1:22.197	1.511	86.67	16:09:42.998
4 -	1:25.797	5.111	83.04	16:11:08.795
5 -	1:21.739	1.053	87.16	16:12:30.534
6 -	1:21.720	1.034	87.18	16:13:52.254
7 -	1:22.311	1.625	86.55	16:15:14.565
8 -	1:21.872	1.186	87.02	16:16:36.437
9 -	1:21.310	0.624	87.62	16:17:57.747
10 -	1:20.915 (3)	0.229	88.05	16:19:18.662
11 -	1:21.331	0.645	87.60	16:20:39.993
12 -	1:21.387	0.701	87.54	16:22:01.380
13 -	1:20.692 (2)	0.006	88.29	16:23:22.072
14 -	1:21.509	0.823	87.40	16:24:43.581
15 -	1:20.686 (1)		88.30	16:26:04.267

P18 18 Mark JONES

LAP	LAP TIME	DIFF	MPH	TIME OF DAY
1 -	1:26.330	5.538	82.52	16:06:52.715

DIFF = Difference To Personal Best Lap

2 -	1:21.181	0.389	87.76	16:08:13.896
3 -	1:21.546	0.754	87.36	16:09:35.442
4 -	1:20.886 (2)	0.094	88.08	16:10:56.328
5 -	1:21.664	0.872	87.24	16:12:17.992
6 -	1:21.353	0.561	87.57	16:13:39.345
7 -	1:21.463	0.671	87.45	16:15:00.808
8 -	1:22.095	1.303	86.78	16:16:22.903
9 -	1:21.903	1.111	86.98	16:17:44.806
10 -	1:22.624	1.832	86.22	16:19:07.430
11 -	1:23.325	2.533	85.50	16:20:30.755
12 -	1:22.739	1.947	86.10	16:21:53.494
13 -	1:22.779	1.987	86.06	16:23:16.273
14 -	1:20.900 (3)	0.108	88.06	16:24:37.173
15 -	1:20.792 (1)		88.18	16:25:57.965

P19 66 Luke TZOUROU

LAP	LAP TIME	DIFF	MPH	TIME OF DAY
1 -	1:24.802	3.832	84.01	16:06:50.480
2 -	1:21.064 (2)	0.094	87.88	16:08:11.544
3 -	1:21.848	0.878	87.04	16:09:33.392
4 -	1:21.553	0.583	87.36	16:10:54.945
5 -	1:22.577	1.607	86.27	16:12:17.522
6 -	1:21.341	0.371	87.58	16:13:38.863
7 -	1:21.627	0.657	87.28	16:15:00.490
8 -	1:22.539	1.569	86.31	16:16:23.029
9 -	1:22.257	1.287	86.61	16:17:45.286
10 -	1:24.524	3.554	84.29	16:19:09.810
11 -	1:21.177	0.207	87.76	16:20:30.987
12 -	1:23.014	2.044	85.82	16:21:54.001
13 -	1:21.417	0.447	87.50	16:23:15.418
14 -	1:21.096 (3)	0.126	87.85	16:24:36.514
15 -	1:20.970 (1)		87.99	16:25:57.484

P20 69 John BENFIELD

LAP	LAP TIME	DIFF	MPH	TIME OF DAY
1 -	1:27.456	6.461	81.46	16:06:48.781
2 -	1:22.027	1.032	86.85	16:08:10.808
3 -	1:23.251	2.256	85.58	16:09:34.059
4 -	1:23.607	2.612	85.21	16:10:57.666
5 -	1:20.995 (1)		87.96	16:12:18.661
6 -	1:22.029	1.034	86.85	16:13:40.690
7 -	1:21.055 (2)	0.060	87.89	16:15:01.745
8 -	1:21.693	0.698	87.21	16:16:23.438
9 -	1:21.470	0.475	87.45	16:17:44.908
10 -	1:22.032	1.037	86.85	16:19:06.940
11 -	1:24.769	3.774	84.04	16:20:31.709
12 -	1:26.977	5.982	81.91	16:21:58.686
13 -	1:21.406	0.411	87.51	16:23:20.092
14 -	1:21.204 (3)	0.209	87.73	16:24:41.296
15 -	1:21.384	0.389	87.54	16:26:02.680

P21 12 Michael DOWNING

LAP	LAP TIME	DIFF	MPH	TIME OF DAY
1 -	1:25.944	4.891	82.89	16:06:36.897
2 -	1:21.760	0.707	87.14	16:07:58.657
3 -	1:21.517	0.464	87.40	16:09:20.174
4 -	1:21.053 (1)		87.90	16:10:41.227
5 -	1:23.769	2.716	85.05	16:12:04.996
6 -	1:21.337	0.284	87.59	16:13:26.333
7 -	1:22.043	0.990	86.84	16:14:48.376
8 -	1:22.245	1.192	86.62	16:16:10.621
9 -	1:21.079 (2)	0.026	87.87	16:17:31.700

Donington Park National
 Circuit Length = 1.9790 miles
 Start: 16:05 Flag 16:25 End: 16:26

Weather / Track : Cloudy / Dry

Caterham Graduates - Sigmax & Mega

QUALIFYING - RACE 9 & 17 - LAP ANALYSIS

DIFF = Difference To Personal Best Lap

10 -	1:21.171 (3)	0.118	87.77	16:18:52.871
11 -	1:21.437	0.384	87.48	16:20:14.308
12 -	1:21.975	0.922	86.91	16:21:36.283
13 -	1:21.330	0.277	87.60	16:22:57.613
14 -	1:21.757	0.704	87.14	16:24:19.370
15 -	1:21.667	0.614	87.24	16:25:41.037

P22 55 Andy SKINNER

LAP	LAP TIME	DIFF	MPH	TIME OF DAY
1 -	1:25.357	4.298	83.46	16:06:47.087
2 -	1:22.888	1.829	85.95	16:08:09.975
3 -	1:23.315	2.256	85.51	16:09:33.290
4 -	1:22.660	1.601	86.19	16:10:55.950
5 -	1:21.927	0.868	86.96	16:12:17.877
6 -	1:24.519	3.460	84.29	16:13:42.396
7 -	1:22.751	1.692	86.09	16:15:05.147
8 -	1:22.887	1.828	85.95	16:16:28.034
9 -	1:21.059 (1)		87.89	16:17:49.093
10 -	1:21.429	0.370	87.49	16:19:10.522
11 -	1:21.074 (2)	0.015	87.87	16:20:31.596
12 -	1:24.088	3.029	84.72	16:21:55.684
13 -	1:21.912	0.853	86.97	16:23:17.596
14 -	1:21.225 (3)	0.166	87.71	16:24:38.821
15 -	1:25.183	4.124	83.63	16:26:04.004

P23 63 Chris SAVAGE

LAP	LAP TIME	DIFF	MPH	TIME OF DAY
1 -	1:29.962	8.623	79.19	16:06:47.668
2 -	1:22.519	1.180	86.33	16:08:10.187
3 -	1:24.247	2.908	84.56	16:09:34.434
4 -	1:22.216	0.877	86.65	16:10:56.650
5 -	1:21.696	0.357	87.20	16:12:18.346
6 -	1:22.762	1.423	86.08	16:13:41.108
7 -	1:21.339 (1)		87.59	16:15:02.447
8 -	1:22.107	0.768	86.77	16:16:24.554
9 -	1:22.254	0.915	86.61	16:17:46.808
10 -	1:22.001	0.662	86.88	16:19:08.809
11 -	1:21.683 (3)	0.344	87.22	16:20:30.492
12 -	1:23.379	2.040	85.44	16:21:53.871
13 -	1:22.870	1.531	85.97	16:23:16.741
14 -	1:21.489 (2)	0.150	87.43	16:24:38.230
15 -	1:21.864	0.525	87.03	16:26:00.094

P24 57 Christopher RAYMENT

LAP	LAP TIME	DIFF	MPH	TIME OF DAY
1 -	1:28.724	6.630	80.30	16:06:53.737
2 -	1:24.600	2.506	84.21	16:08:18.337
3 -	1:23.798	1.704	85.02	16:09:42.135
4 -	1:24.991	2.897	83.82	16:11:07.126
5 -	1:24.338	2.244	84.47	16:12:31.464
6 -	1:22.094 (1)		86.78	16:13:53.558
7 -	1:22.780	0.686	86.06	16:15:16.338
8 -	1:22.982	0.888	85.85	16:16:39.320
9 -	1:22.156 (2)	0.062	86.72	16:18:01.476
10 -	1:22.661	0.567	86.19	16:19:24.137
11 -	1:22.415 (3)	0.321	86.44	16:20:46.552
12 -	1:22.417	0.323	86.44	16:22:08.969
13 -	1:23.119	1.025	85.71	16:23:32.088
14 -	1:22.978	0.884	85.86	16:24:55.066
15 -	1:22.782	0.688	86.06	16:26:17.848

DIFF = Difference To Personal Best Lap

P25 59 Neil STURGESS				
LAP	LAP TIME	DIFF	MPH	TIME OF DAY
1 -	1:25.413	2.999	83.41	16:06:45.832
2 -	1:24.070	1.656	84.74	16:08:09.902
3 -	1:22.414 (1)		86.44	16:09:32.316
4 -	1:35.219	12.805	74.82	16:11:07.535
5 -	1:22.641	0.227	86.21	16:12:30.176
6 -	1:37.915	15.501	72.76	16:14:08.091
7 -	1:23.850	1.436	84.96	16:15:31.941
8 -	1:22.883	0.469	85.96	16:16:54.824
9 -	1:23.526	1.112	85.29	16:18:18.350
10 -	1:22.429 (2)	0.015	86.43	16:19:40.779
11 -	1:25.977	3.563	82.86	16:21:06.756
12 -	1:22.496 (3)	0.082	86.36	16:22:29.252
13 -	1:25.608	3.194	83.22	16:23:54.860
14 -	1:22.738	0.324	86.11	16:25:17.598

P26 27 Philip CLARKE

LAP	LAP TIME	DIFF	MPH	TIME OF DAY
1 -	1:34.023	11.263	75.77	16:07:02.268
2 -	1:27.054	4.294	81.84	16:08:29.322
3 -	1:26.005	3.245	82.83	16:09:55.327
4 -	1:26.211	3.451	82.64	16:11:21.538
5 -	1:25.315	2.555	83.50	16:12:46.853
6 -	1:36.064	13.304	74.16	16:14:22.917
7 -	1:24.725	1.965	84.09	16:15:47.642
8 -	1:23.841	1.081	84.97	16:17:11.483
9 -	1:33.823	11.063	75.93	16:18:45.306
10 -	1:23.373	0.613	85.45	16:20:08.679
11 -	1:30.197	7.437	78.98	16:21:38.876
12 -	1:22.878 (2)	0.118	85.96	16:23:01.754
13 -	1:22.760 (1)		86.08	16:24:24.514
14 -	1:23.188 (3)	0.428	85.64	16:25:47.702

Weather / Track : Cloudy / Dry

Results can be found at www.tsl-timing.com

Page 4 of 4

Donington Park National
Circuit Length = 1.9790 miles
Start: 16:05 Flag 16:25 End: 16:26

Printed - 16:30 Saturday, 01 June 2019

Caterham Graduates - Sigmax & Mega

QUALIFYING - RACE 9 & 17 - STATISTICS

Competitors Started 26
Planned Start 2019-06-01 @ 15:55:00.000
Actual Start 2019-06-01 @ 16:05:01.966
Finish Time 2019-06-01 @ 16:25:06.053
Track Length 1.9790mi.
Total Laps 386
Total Distance Covered 763.9199mi.

Session Fastest Lap History

NO	CL	NAME	LAP TIME	TIME OF DAY	LAP	VEHICLE
25	SigMax	Stephen CLARK	1:21.456	16:06:29.066	1	Caterham 7 SigMax 1600
1	SigMax	Jamie ELLWOOD	1:20.960	16:06:30.013	1	Caterham 7 SigMax 1600
25	SigMax	Stephen CLARK	1:19.383	16:07:48.448	2	Caterham 7 SigMax 1600
1	SigMax	Jamie ELLWOOD	1:19.258	16:07:49.270	2	Caterham 7 SigMax 1600
7	SigMax	Steven MCMASTER	1:19.112	16:10:34.441	4	Caterham 7 SigMax 1600
25	SigMax	Stephen CLARK	1:19.053	16:11:48.187	5	Caterham 7 SigMax 1600
5	SigMax	Samuel WILSON	1:19.033	16:11:56.782	5	Caterham 7 SigMax 1600
5	SigMax	Samuel WILSON	1:18.699	16:14:34.591	7	Caterham 7 SigMax 1600
25	SigMax	Stephen CLARK	1:18.061	16:17:13.181	9	Caterham 7 SigMax 1600

Flag History

TYPE	TIME OF DAY
GREEN	16:05:01.966
FINISH	16:25:06.053

Flag Statistics

TYPE	COUNT	TOTAL LAPS	TOTAL TIME
Green	1	15	21:39.595
Red	0	0	0.000
Safety Car	0	0	0.000
FCY	0	0	0.000

Weather / Track : Cloudy / Dry

These results are provisional until the conclusion of any judicial and technical matters.

Donington Park National
 Circuit Length = 1.9790 miles
 Start: 16:05 Flag 16:25 End: 16:26

Clerk Of Course :	Timekeeper :
-------------------	--------------

Caterham Graduates - Sigmax & Mega
QUALIFYING - RACE 9 & 17 - STATISTICS

CLASS : Mega

7 Starters

Fastest Lap History

NO	NAME	LAP TIME	TIME OF DAY	LAP	VEHICLE
59	Neil STURGESS	1:25.413	16:06:45.832	1	Caterham 7 Mega 1600
55	Andy SKINNER	1:25.357	16:06:47.088	1	Caterham 7 Mega 1600
66	Luke TZOUROU	1:24.802	16:06:50.481	1	Caterham 7 Mega 1600
59	Neil STURGESS	1:24.070	16:08:09.903	2	Caterham 7 Mega 1600
55	Andy SKINNER	1:22.888	16:08:09.975	2	Caterham 7 Mega 1600
63	Chris SAVAGE	1:22.519	16:08:10.188	2	Caterham 7 Mega 1600
69	John BENFIELD	1:22.027	16:08:10.808	2	Caterham 7 Mega 1600
66	Luke TZOUROU	1:21.064	16:08:11.545	2	Caterham 7 Mega 1600
69	John BENFIELD	1:20.995	16:12:18.661	5	Caterham 7 Mega 1600
54	Kevin BARRETT	1:20.933	16:19:12.107	10	Caterham 7 Mega 1600
54	Kevin BARRETT	1:20.871	16:20:32.976	11	Caterham 7 Mega 1600
54	Kevin BARRETT	1:20.783	16:24:44.464	14	Caterham 7 Mega 1600
54	Kevin BARRETT	1:20.157	16:26:04.620	15	Caterham 7 Mega 1600

Weather / Track : Cloudy / Dry

These results are provisional until the conclusion of any judicial and technical matters.

Donington Park National
Circuit Length = 1.9790 miles
Start: 16:05 Flag 16:25 End: 16:26

Clerk Of Course :		Timekeeper :
-------------------	--	--------------

Caterham Graduates - Sigmax & Mega
QUALIFYING - RACE 9 & 17 - STATISTICS

CLASS : SigMax

19 Starters

Fastest Lap History

NO	NAME	LAP TIME	TIME OF DAY	LAP	VEHICLE
25	Stephen CLARK	1:21.456	16:06:29.066	1	Caterham 7 SigMax 1600
1	Jamie ELLWOOD	1:20.960	16:06:30.013	1	Caterham 7 SigMax 1600
25	Stephen CLARK	1:19.383	16:07:48.448	2	Caterham 7 SigMax 1600
1	Jamie ELLWOOD	1:19.258	16:07:49.270	2	Caterham 7 SigMax 1600
7	Steven MCMASTER	1:19.112	16:10:34.441	4	Caterham 7 SigMax 1600
25	Stephen CLARK	1:19.053	16:11:48.187	5	Caterham 7 SigMax 1600
5	Samuel WILSON	1:19.033	16:11:56.782	5	Caterham 7 SigMax 1600
5	Samuel WILSON	1:18.699	16:14:34.591	7	Caterham 7 SigMax 1600
25	Stephen CLARK	1:18.061	16:17:13.181	9	Caterham 7 SigMax 1600

Weather / Track : Cloudy / Dry


These results are provisional until the conclusion of any judicial and technical matters.

Donington Park National
Circuit Length = 1.9790 miles
Start: 16:05 Flag 16:25 End: 16:26

Clerk Of Course :		Timekeeper :
-------------------	--	--------------

Caterham Graduates - Sigmax & Mega

RACE 9 - GRID (20 minutes)

ROW 21	41	89	1:32.296 Michael SEGAL	42	98	1:33.845 Robert APPLETON	
ROW 20		39	91	1:29.665 Darren GRAINGER	40	88	1:30.033 Peter TATTERSALL
ROW 19	37	87	1:28.252 Trevor HARBER	38	82	1:28.805 Robin WEBB	
ROW 18		35	95	1:27.299 Paul HAWKER	36	85	1:28.025 Mark CARTER
ROW 17							
ROW 16							
ROW 15	29	71	Paul BEGLEY				
ROW 14		27	29	Matthew DREW	28	45	Richard NOORDHOF
ROW 13	25	59	1:22.414 Neil STURGESS	26	27	1:22.760 Philip CLARKE	
ROW 12		23	63	1:21.339 Chris SAVAGE	24	57	1:22.094 Christopher RAYMENT
ROW 11	21	12	1:21.053 Michael DOWNING	22	55	1:21.059 Andy SKINNER	
ROW 10		19	66	1:20.970 Luke TZOUROU	20	69	1:20.995 John BENFIELD
ROW 9	17	43	1:20.686 Bronek MASOJADA	18	18	1:20.792 Mark JONES	
ROW 8		15	54	1:20.157 Kevin BARRETT	16	26	1:20.266 Stephen ARNELL
ROW 7	13	19	1:19.839 Andrew SAGAR	14	22	1:20.016 Ryan SCARRATT	
ROW 6		11	15	1:19.473 Luke COOPER	12	9	1:19.687 Gareth CORDEY
ROW 5	9	44	1:19.211 Charles ELLIOTT	10	33	1:19.445 Ben WINROW	
ROW 4		7	41	1:19.037 Adam CROFT	8	6	1:19.204 Glenn BURTENSHAW
ROW 3	5	93	1:18.722 Mike EVANS	6	16	1:18.726 Simon GRIFFITHS	
ROW 2		3	1	1:18.562 Jamie ELLWOOD	4	5	1:18.637 Samuel WILSON
ROW 1	1	25	1:18.061 Stephen CLARK	2	7	1:18.558 Steven MCMASTER	
Pole							
							

Sunday Only Drivers Grid Positions Decided by Ballot

Donington Park National
Circuit Length = 1.9790 miles

These results are provisional until the conclusion of any judicial and technical matters.

Clerk Of Course :	Timekeeper :

Caterham Graduates - Sigmax/Mega/Classic

RACE 17 - GRID (25 minutes)

ROW 20	39	89 1:32.442 Michael SEGAL	40	98 1:34.171 Robert APPLETON
ROW 19	37	91 1:29.761 Darren GRAINGER	38	88 1:30.072 Peter TATTERSALL
ROW 18	35	87 1:28.522 Trevor HARBER	36	82 1:29.356 Robin WEBB
ROW 17	33	95 1:27.505 Paul HAWKER	34	85 1:28.370 Mark CARTER
ROW 16				
ROW 15	29	45 Richard NOORDHOF		
ROW 14	27	29 Matthew DREW	28	71 Paul BEGLEY
ROW 13	25	59 1:22.429 Neil STURGESS	26	27 1:22.878 Philip CLARKE
ROW 12	23	63 1:21.489 Chris SAVAGE	24	57 1:22.156 Christopher RAYMENT
ROW 11	21	55 1:21.074 Andy SKINNER	22	12 1:21.079 Michael DOWNING
ROW 10	19	69 1:21.055 John BENFIELD	20	66 1:21.064 Luke TZOUROU
ROW 9	17	54 1:20.783 Kevin BARRETT	18	18 1:20.886 Mark JONES
ROW 8	15	22 1:20.554 Ryan SCARRATT	16	43 1:20.692 Bronek MASOJADA
ROW 7	13	26 1:20.395 Stephen ARNELL	14	33 1:20.481 Ben WINROW
ROW 6	11	9 1:19.776 Gareth CORDEY	12	19 1:19.955 Andrew SAGAR
ROW 5	9	6 1:19.642 Glenn BURTENSHAW	10	41 1:19.669 Adam CROFT
ROW 4	7	44 1:19.223 Charles ELLIOTT	8	15 1:19.481 Luke COOPER
ROW 3	5	1 1:19.079 Jamie ELLWOOD	6	7 1:19.112 Steven MCMASTER
ROW 2	3	93 1:18.777 Mike EVANS	4	16 1:19.050 Simon GRIFFITHS
ROW 1	1	25 1:18.222 Stephen CLARK	2	5 1:18.699 Samuel WILSON
		Pole		

Sunday Only Drivers Grid Positions Decided by Ballot

Donington Park National
Circuit Length = 1.9790 miles

These results are provisional until the conclusion of any judicial and technical matters.

Clerk Of Course :	Timekeeper :
-------------------	--------------

Caterham Graduates - Sigma & Classic

QUALIFYING - RACE 12 - CLASSIFICATION

POS	NO	CL	PIC NAME	ENTRY	TIME	ON	LAPS	GAP	DIFF	MPH
1	144	Sigma 150	1 Luke BALMFORTH	Caterham 7 Sigma 150 1600	1:18.596	14	15			90.64
2	146	Sigma 150	2 Chris DEAR	Caterham 7 Sigma 150 1600	1:19.315	11	15	0.719	0.719	89.82
3	141	Sigma 150	3 Jonathan CURRY	Caterham 7 Sigma 150 1600	1:19.941	13	15	1.345	0.626	89.12
4	169	Sigma 150	4 Steven EVANS	Caterham 7 Sigma 150 160	1:20.242	12	15	1.646	0.301	88.78
5	145	Sigma 150	5 Andrew JOHNSON	Caterham 7 Sigma 150 1600	1:20.346	5	15	1.750	0.104	88.67
6	147	Sigma 150	6 Colin LOUGHLIN	Caterham 7 Sigma 150 1600	1:20.542	13	15	1.946	0.196	88.45
7	192	Sigma 125	1 Matthew LEWIS	Caterham 7 Sigma 125 1600	1:21.193	5	14	2.597	0.651	87.74
8	177	Sigma 135	1 Julian WILLIS	Caterham 7 Sigma 135 1600	1:22.526	7	15	3.930	1.333	86.33
9	161	Sigma 135	2 David MORRIS	Caterham 7 Sigma 135 1600	1:23.384	9	14	4.788	0.858	85.44
10	168	Sigma 135	3 Adam HARRISON	Caterham 7 Sigma 135 1600	1:24.528	9	14	5.932	1.144	84.28
11	166	Sigma 135	4 Neil WRIGHT	Caterham 7 Sigma 135 1600	1:24.632	6	14	6.036	0.104	84.18
12	95	Classic	1 Paul HAWKER	Caterham 7 Classic 1600	1:27.299	11	13	8.703	2.667	81.61
13	85	Classic	2 Mark CARTER	Caterham 7 Classic 1600	1:28.025	11	14	9.429	0.726	80.93
14	87	Classic	3 Trevor HARBER	Caterham 7 Classic 1600	1:28.252	13	13	9.656	0.227	80.73
15	82	Classic	4 Robin WEBB	Caterham 7 Classic 1600	1:28.805	3	3	10.209	0.553	80.22
16	91	Classic	5 Darren GRAINGER	Caterham 7 Classic 1600	1:29.665	3	13	11.069	0.860	79.45
17	88	Classic	6 Peter TATTERSALL	Caterham 7 Classic 1600	1:30.033	7	13	11.437	0.368	79.13
18	89	Classic	7 Michael SEGAL	Caterham 7 Classic 1600	1:32.296	2	13	13.700	2.263	77.19
19	98	Classic	8 Robert APPLETON	Caterham 7 Classic 1600	1:33.845	13	13	15.249	1.549	75.91

Weather / Track : Cloudy / Dry

These results are provisional until the conclusion of any judicial and technical matters.

Donington Park National
Circuit Length = 1.9790 miles
Start: 16:57 Flag 17:17 End: 17:19

Clerk Of Course :	Timekeeper :
-------------------	--------------

Caterham Graduates - Sigma & Classic

QUALIFYING - RACE 20 - 2ND FASTEST CLASSIFICATION

POS	NO	CL	PIC NAME	ENTRY	TIME	ON	LAPS	GAP	DIFF	MPH
1	144	Sigma 150	1 Luke BALMFORTH	Caterham 7 Sigma 150 1600	1:18.937	11	15			90.25
2	146	Sigma 150	2 Chris DEAR	Caterham 7 Sigma 150 1600	1:19.735	5	15	0.798	0.798	89.35
3	141	Sigma 150	3 Jonathan CURRY	Caterham 7 Sigma 150 1600	1:20.029	3	15	1.092	0.294	89.02
4	169	Sigma 150	4 Steven EVANS	Caterham 7 Sigma 150 160	1:20.659	7	15	1.722	0.630	88.33
5	147	Sigma 150	5 Colin LOUGHLIN	Caterham 7 Sigma 150 1600	1:20.712	10	15	1.775	0.053	88.27
6	145	Sigma 150	6 Andrew JOHNSON	Caterham 7 Sigma 150 1600	1:20.934	4	15	1.997	0.222	88.03
7	192	Sigma 125	1 Matthew LEWIS	Caterham 7 Sigma 125 1600	1:21.358	4	14	2.421	0.424	87.57
8	177	Sigma 135	1 Julian WILLIS	Caterham 7 Sigma 135 1600	1:22.670	12	15	3.733	1.312	86.18
9	161	Sigma 135	2 David MORRIS	Caterham 7 Sigma 135 1600	1:23.865	4	14	4.928	1.195	84.95
10	168	Sigma 135	3 Adam HARRISON	Caterham 7 Sigma 135 1600	1:24.635	10	14	5.698	0.770	84.18
11	166	Sigma 135	4 Neil WRIGHT	Caterham 7 Sigma 135 1600	1:24.788	14	14	5.851	0.153	84.02
12	95	Classic	1 Paul HAWKER	Caterham 7 Classic 1600	1:27.505	5	13	8.568	2.717	81.41
13	85	Classic	2 Mark CARTER	Caterham 7 Classic 1600	1:28.370	12	14	9.433	0.865	80.62
14	87	Classic	3 Trevor HARBER	Caterham 7 Classic 1600	1:28.522	10	13	9.585	0.152	80.48
15	82	Classic	4 Robin WEBB	Caterham 7 Classic 1600	1:29.356	2	3	10.419	0.834	79.73
16	91	Classic	5 Darren GRAINGER	Caterham 7 Classic 1600	1:29.761	4	13	10.824	0.405	79.37
17	88	Classic	6 Peter TATTERSALL	Caterham 7 Classic 1600	1:30.072	8	13	11.135	0.311	79.09
18	89	Classic	7 Michael SEGAL	Caterham 7 Classic 1600	1:32.442	9	13	13.505	2.370	77.07
19	98	Classic	8 Robert APPLETON	Caterham 7 Classic 1600	1:34.171	6	13	15.234	1.729	75.65

Weather / Track : Cloudy / Dry

These results are provisional until the conclusion of any judicial and technical matters.

Donington Park National
Circuit Length = 1.9790 miles
Start: 16:57 Flag 17:17 End: 17:19

Clerk Of Course :	Timekeeper :
-------------------	--------------

Caterham Graduates - Sigma & Classic

QUALIFYING - RACE 12 & 20 - LAP ANALYSIS

DIFF = Difference To Personal Best Lap

P1 144 Luke BALMFORTH				
LAP	LAP TIME	DIFF	MPH	TIME OF DAY
1 -	1:23.294	4.698	85.53	16:59:26.576
2 -	1:20.505	1.909	88.49	17:00:47.081
3 -	1:21.919	3.323	86.97	17:02:09.000
4 -	1:20.267	1.671	88.76	17:03:29.267
5 -	1:19.509	0.913	89.60	17:04:48.776
6 -	1:21.297	2.701	87.63	17:06:10.073
7 -	1:22.451	3.855	86.41	17:07:32.524
8 -	1:25.857	7.261	82.98	17:08:58.381
9 -	1:20.339	1.743	88.68	17:10:18.720
10 -	1:19.292	0.696	89.85	17:11:38.012
11 -	1:18.937 (2)	0.341	90.25	17:12:56.949
12 -	1:19.045 (3)	0.449	90.13	17:14:15.994
13 -	1:23.751	5.155	85.06	17:15:39.745
14 -	1:18.596 (1)		90.64	17:16:58.341
15 -	1:23.442	4.846	85.38	17:18:21.783

P2 146 Chris DEAR				
LAP	LAP TIME	DIFF	MPH	TIME OF DAY
1 -	1:24.007	4.692	84.81	16:59:26.132
2 -	1:21.629	2.314	87.28	17:00:47.761
3 -	1:20.518	1.203	88.48	17:02:08.279
4 -	1:22.041	2.726	86.84	17:03:30.320
5 -	1:19.735 (2)	0.420	89.35	17:04:50.055
6 -	1:21.159	1.844	87.78	17:06:11.214
7 -	1:20.177	0.862	88.86	17:07:31.391
8 -	1:23.322	4.007	85.50	17:08:54.713
9 -	1:21.203	1.888	87.73	17:10:15.916
10 -	1:23.058	3.743	85.77	17:11:38.974
11 -	1:19.315 (1)		89.82	17:12:58.289
12 -	1:20.707	1.392	88.27	17:14:18.996
13 -	1:20.115 (3)	0.800	88.93	17:15:39.111
14 -	1:20.734	1.419	88.24	17:16:59.845
15 -	1:26.728 P	7.413	82.14	17:18:26.573

P3 141 Jonathan CURRY				
LAP	LAP TIME	DIFF	MPH	TIME OF DAY
1 -	1:21.718	1.777	87.18	16:59:27.777
2 -	1:21.400	1.459	87.52	17:00:49.177
3 -	1:20.029 (2)	0.088	89.02	17:02:09.206
4 -	1:20.603	0.662	88.39	17:03:29.809
5 -	1:20.411	0.470	88.60	17:04:50.220
6 -	1:20.192 (3)	0.251	88.84	17:06:10.412
7 -	1:21.265	1.324	87.67	17:07:31.677
8 -	1:23.648	3.707	85.17	17:08:55.325
9 -	1:20.465	0.524	88.54	17:10:15.790
10 -	1:20.712	0.771	88.27	17:11:36.502
11 -	1:21.100	1.159	87.85	17:12:57.602
12 -	1:20.257	0.316	88.77	17:14:17.859
13 -	1:19.941 (1)		89.12	17:15:37.800
14 -	1:21.552	1.611	87.36	17:16:59.352
15 -	1:21.618	1.677	87.29	17:18:20.970

P4 169 Steven EVANS				
LAP	LAP TIME	DIFF	MPH	TIME OF DAY
1 -	1:30.538	10.296	78.69	16:59:43.378
2 -	1:22.969	2.727	85.87	17:01:06.347
3 -	1:22.241	1.999	86.63	17:02:28.588
4 -	1:21.453	1.211	87.46	17:03:50.041
5 -	1:21.045	0.803	87.90	17:05:11.086

DIFF = Difference To Personal Best Lap

6 -	1:21.823	1.581	87.07	17:06:32.909
7 -	1:20.659 (2)	0.417	88.33	17:07:53.568
8 -	1:21.417	1.175	87.50	17:09:14.985
9 -	1:20.863 (3)	0.621	88.10	17:10:35.848
10 -	1:24.675	4.433	84.14	17:12:00.523
11 -	1:21.146	0.904	87.80	17:13:21.669
12 -	1:20.242 (1)		88.78	17:14:41.911
13 -	1:22.218	1.976	86.65	17:16:04.129
14 -	1:21.640	1.398	87.26	17:17:25.769
15 -	1:22.284	2.042	86.58	17:18:48.053

P5 145 Andrew JOHNSON				
LAP	LAP TIME	DIFF	MPH	TIME OF DAY
1 -	1:24.123	3.777	84.69	16:59:27.289
2 -	1:21.793	1.447	87.10	17:00:49.082
3 -	1:21.405	1.059	87.52	17:02:10.487
4 -	1:20.934 (2)	0.588	88.03	17:03:31.421
5 -	1:20.346 (1)		88.67	17:04:51.767
6 -	1:21.101	0.755	87.84	17:06:12.868
7 -	1:20.963	0.617	87.99	17:07:33.831
8 -	1:23.013	2.667	85.82	17:08:56.844
9 -	1:21.821	1.475	87.07	17:10:18.665
10 -	1:21.401	1.055	87.52	17:11:40.066
11 -	1:20.956 (3)	0.610	88.00	17:13:01.022
12 -	1:21.460	1.114	87.46	17:14:22.482
13 -	1:21.432	1.086	87.49	17:15:43.914
14 -	1:23.006	2.660	85.83	17:17:06.920
15 -	1:21.911	1.565	86.98	17:18:28.831

P6 147 Colin LOUGHLIN				
LAP	LAP TIME	DIFF	MPH	TIME OF DAY
1 -	1:23.981	3.439	84.83	16:59:30.566
2 -	1:22.260	1.718	86.61	17:00:52.826
3 -	1:22.009	1.467	86.87	17:02:14.835
4 -	1:22.091	1.549	86.78	17:03:36.926
5 -	1:21.008	0.466	87.94	17:04:57.934
6 -	1:21.927	1.385	86.96	17:06:19.861
7 -	1:22.281	1.739	86.58	17:07:42.142
8 -	1:21.153	0.611	87.79	17:09:03.295
9 -	1:23.351	2.809	85.47	17:10:26.646
10 -	1:20.712 (2)	0.170	88.27	17:11:47.358
11 -	1:20.872 (3)	0.330	88.09	17:13:08.230
12 -	1:21.425	0.883	87.49	17:14:29.655
13 -	1:20.542 (1)		88.45	17:15:50.197
14 -	1:22.072	1.530	86.80	17:17:12.269
15 -	1:21.576	1.034	87.33	17:18:33.845

P7 192 Matthew LEWIS				
LAP	LAP TIME	DIFF	MPH	TIME OF DAY
1 -	1:30.628	9.435	78.61	16:59:42.313
2 -	1:23.606	2.413	85.21	17:01:05.919
3 -	1:23.117	1.924	85.71	17:02:29.036
4 -	1:21.358 (2)	0.165	87.57	17:03:50.394
5 -	1:21.193 (1)		87.74	17:05:11.587
6 -	1:21.970	0.777	86.91	17:06:33.557
7 -	1:21.544 (3)	0.351	87.37	17:07:55.101
8 -	1:21.942	0.749	86.94	17:09:17.043
9 -	1:21.837	0.644	87.05	17:10:38.880
10 -	1:22.504	1.311	86.35	17:12:01.384
11 -	1:21.903	0.710	86.98	17:13:23.287
12 -	1:22.058	0.865	86.82	17:14:45.345
13 -	1:22.382	1.189	86.48	17:16:07.727

Donington Park National
 Circuit Length = 1.9790 miles
 Start: 16:57 Flag 17:17 End: 17:19

Weather / Track : Cloudy / Dry

Caterham Graduates - Sigma & Classic

QUALIFYING - RACE 12 & 20 - LAP ANALYSIS

DIFF = Difference To Personal Best Lap

14 - 1:30.596 **P** 9.403 78.64 17:17:38.323

P8 177 Julian WILLIS				
LAP	LAP TIME	DIFF	MPH	TIME OF DAY
1 -	1:27.269	4.743	81.64	16:59:33.661
2 -	1:24.082	1.556	84.73	17:00:57.743
3 -	1:23.713	1.187	85.10	17:02:21.456
4 -	1:23.775	1.249	85.04	17:03:45.231
5 -	1:23.893	1.367	84.92	17:05:09.124
6 -	1:24.273	1.747	84.54	17:06:33.397
7 -	1:22.526 (1)		86.33	17:07:55.923
8 -	1:23.791	1.265	85.02	17:09:19.714
9 -	1:23.023	0.497	85.81	17:10:42.737
10 -	1:23.951	1.425	84.86	17:12:06.688
11 -	1:23.682	1.156	85.13	17:13:30.370
12 -	1:22.670 (2)	0.144	86.18	17:14:53.040
13 -	1:23.251	0.725	85.58	17:16:16.291
14 -	1:22.930 (3)	0.404	85.91	17:17:39.221
15 -	1:23.749	1.223	85.07	17:19:02.970

P9 161 David MORRIS				
LAP	LAP TIME	DIFF	MPH	TIME OF DAY
1 -	1:28.146	4.762	80.82	16:59:52.498
2 -	1:25.277	1.893	83.54	17:01:17.775
3 -	1:25.879	2.495	82.96	17:02:43.654
4 -	1:23.865 (2)	0.481	84.95	17:04:07.519
5 -	1:24.087 (3)	0.703	84.72	17:05:31.606
6 -	1:24.587	1.203	84.22	17:06:56.193
7 -	1:24.651	1.267	84.16	17:08:20.844
8 -	1:24.227	0.843	84.58	17:09:45.071
9 -	1:23.384 (1)		85.44	17:11:08.455
10 -	1:25.447	2.063	83.38	17:12:33.902
11 -	1:25.624	2.240	83.20	17:13:59.526
12 -	1:25.175	1.791	83.64	17:15:24.701
13 -	1:25.836	2.452	83.00	17:16:50.537
14 -	1:24.679	1.295	84.13	17:18:15.216

P10 168 Adam HARRISON				
LAP	LAP TIME	DIFF	MPH	TIME OF DAY
1 -	1:31.747	7.219	77.65	16:59:43.040
2 -	1:27.171	2.643	81.73	17:01:10.211
3 -	1:27.100	2.572	81.79	17:02:37.311
4 -	1:26.179	1.651	82.67	17:04:03.490
5 -	1:25.958	1.430	82.88	17:05:29.448
6 -	1:26.056	1.528	82.79	17:06:55.504
7 -	1:25.877	1.349	82.96	17:08:21.381
8 -	1:24.695 (3)	0.167	84.12	17:09:46.076
9 -	1:24.528 (1)		84.28	17:11:10.604
10 -	1:24.635 (2)	0.107	84.18	17:12:35.239
11 -	1:25.594	1.066	83.23	17:14:00.833
12 -	1:25.271	0.743	83.55	17:15:26.104
13 -	1:25.245	0.717	83.57	17:16:51.349
14 -	1:24.704	0.176	84.11	17:18:16.053

P11 166 Neil WRIGHT				
LAP	LAP TIME	DIFF	MPH	TIME OF DAY
1 -	1:31.088	6.456	78.21	16:59:41.914
2 -	1:26.674	2.042	82.20	17:01:08.588
3 -	1:25.022 (3)	0.390	83.79	17:02:33.610
4 -	1:26.589	1.957	82.28	17:04:00.199
5 -	1:25.628	0.996	83.20	17:05:25.827

DIFF = Difference To Personal Best Lap

6 -	1:24.632 (1)		84.18	17:06:50.459
7 -	1:25.636	1.004	83.19	17:08:16.095
8 -	1:26.211	1.579	82.64	17:09:42.306
9 -	1:26.330	1.698	82.52	17:11:08.636
10 -	1:25.562	0.930	83.26	17:12:34.198
11 -	1:25.724	1.092	83.11	17:13:59.922
12 -	1:25.166	0.534	83.65	17:15:25.088
13 -	1:25.596	0.964	83.23	17:16:50.684
14 -	1:24.788 (2)	0.156	84.02	17:18:15.472

P12 95 Paul HAWKER				
LAP	LAP TIME	DIFF	MPH	TIME OF DAY
1 -	1:29.960	2.661	79.19	16:59:59.169
2 -	1:28.467	1.168	80.53	17:01:27.636
3 -	1:29.354	2.055	79.73	17:02:56.990
4 -	1:28.848	1.549	80.18	17:04:25.838
5 -	1:27.505 (2)	0.206	81.41	17:05:53.343
6 -	1:32.618	5.319	76.92	17:07:25.961
7 -	1:35.389	8.090	74.69	17:09:01.350
8 -	1:37.527	10.228	73.05	17:10:38.877
9 -	1:27.735 (3)	0.436	81.20	17:12:06.612
10 -	1:28.615	1.316	80.39	17:13:35.227
11 -	1:27.299 (1)		81.61	17:15:02.526
12 -	1:28.323	1.024	80.66	17:16:30.849
13 -	1:28.014	0.715	80.94	17:17:58.863

P13 85 Mark CARTER				
LAP	LAP TIME	DIFF	MPH	TIME OF DAY
1 -	1:30.724	2.699	78.53	16:59:32.825
2 -	1:29.070	1.045	79.98	17:01:01.895
3 -	1:29.059	1.034	79.99	17:02:30.954
4 -	1:29.949	1.924	79.20	17:04:00.903
5 -	1:29.381	1.356	79.71	17:05:30.284
6 -	1:28.463 (3)	0.438	80.53	17:06:58.747
7 -	1:28.827	0.802	80.20	17:08:27.574
8 -	1:29.352	1.327	79.73	17:09:56.926
9 -	1:29.410	1.385	79.68	17:11:26.336
10 -	1:29.428	1.403	79.66	17:12:55.764
11 -	1:28.025 (1)		80.93	17:14:23.789
12 -	1:28.370 (2)	0.345	80.62	17:15:52.159
13 -	1:28.654	0.629	80.36	17:17:20.813
14 -	1:29.367	1.342	79.72	17:18:50.180

P14 87 Trevor HARBUR				
LAP	LAP TIME	DIFF	MPH	TIME OF DAY
1 -	1:35.337	7.085	74.73	16:59:51.110
2 -	1:31.145	2.893	78.16	17:01:22.255
3 -	1:29.318	1.066	79.76	17:02:51.573
4 -	1:30.375	2.123	78.83	17:04:21.948
5 -	1:29.778	1.526	79.35	17:05:51.726
6 -	1:30.286	2.034	78.91	17:07:22.012
7 -	1:36.673	8.421	73.69	17:08:58.685
8 -	1:32.965	4.713	76.63	17:10:31.650
9 -	1:32.972	4.720	76.63	17:12:04.622
10 -	1:28.522 (2)	0.270	80.48	17:13:33.144
11 -	1:29.284 (3)	1.032	79.79	17:15:02.428
12 -	1:29.990	1.738	79.17	17:16:32.418
13 -	1:28.252 (1)		80.73	17:18:00.670

Weather / Track : Cloudy / Dry

Donington Park National
Circuit Length = 1.9790 miles
Start: 16:57 Flag 17:17 End: 17:19

Caterham Graduates - Sigma & Classic

QUALIFYING - RACE 12 & 20 - LAP ANALYSIS

DIFF = Difference To Personal Best Lap

P15 82 Robin WEBB				
LAP	LAP TIME	DIFF	MPH	TIME OF DAY
1 -	1:32.320 (3)	3.515	77.17	16:59:52.290
2 -	1:29.356 (2)	0.551	79.73	17:01:21.646
3 -	1:28.805 (1)		80.22	17:02:50.451

P16 91 Darren GRAINGER				
LAP	LAP TIME	DIFF	MPH	TIME OF DAY
1 -	1:34.958	5.293	75.02	16:59:52.136
2 -	1:30.839	1.174	78.43	17:01:22.975
3 -	1:29.665 (1)		79.45	17:02:52.640
4 -	1:29.761 (2)	0.096	79.37	17:04:22.401
5 -	1:30.104	0.439	79.07	17:05:52.505
6 -	1:30.590	0.925	78.64	17:07:23.095
7 -	1:36.051	6.386	74.17	17:08:59.146
8 -	1:33.754	4.089	75.99	17:10:32.900
9 -	1:32.712	3.047	76.84	17:12:05.612
10 -	1:30.689	1.024	78.56	17:13:36.301
11 -	1:29.858 (3)	0.193	79.28	17:15:06.159
12 -	1:30.358	0.693	78.84	17:16:36.517
13 -	1:30.658	0.993	78.58	17:18:07.175

P17 88 Peter TATTERSALL				
LAP	LAP TIME	DIFF	MPH	TIME OF DAY
1 -	1:32.900	2.867	76.69	16:59:53.573
2 -	1:33.054	3.021	76.56	17:01:26.627
3 -	1:31.895	1.862	77.53	17:02:58.522
4 -	1:30.176 (3)	0.143	79.00	17:04:28.698
5 -	1:32.234	2.201	77.24	17:06:00.932
6 -	1:30.774	0.741	78.48	17:07:31.706
7 -	1:30.033 (1)		79.13	17:09:01.739
8 -	1:30.072 (2)	0.039	79.09	17:10:31.811
9 -	1:36.093 P	6.060	74.14	17:12:07.904
10 -	2:24.033	54.000	49.46	17:14:31.937
11 -	1:30.593	0.560	78.64	17:16:02.530
12 -	1:30.372	0.339	78.83	17:17:32.902
13 -	1:31.169	1.136	78.14	17:19:04.071

P18 89 Michael SEGAL				
LAP	LAP TIME	DIFF	MPH	TIME OF DAY
1 -	1:33.321	1.025	76.34	16:59:58.805
2 -	1:32.296 (1)		77.19	17:01:31.101
3 -	1:32.637	0.341	76.90	17:03:03.738
4 -	1:33.291	0.995	76.37	17:04:37.029
5 -	1:33.443	1.147	76.24	17:06:10.472
6 -	1:36.005	3.709	74.21	17:07:46.477
7 -	1:33.510	1.214	76.19	17:09:19.987
8 -	1:33.212	0.916	76.43	17:10:53.199
9 -	1:32.442 (2)	0.146	77.07	17:12:25.641
10 -	1:32.513 (3)	0.217	77.01	17:13:58.154
11 -	1:34.735	2.439	75.20	17:15:32.889
12 -	1:34.295	1.999	75.55	17:17:07.184
13 -	1:32.976	0.680	76.62	17:18:40.160

P19 98 Robert APPLETON				
LAP	LAP TIME	DIFF	MPH	TIME OF DAY
1 -	1:36.229	2.384	74.03	16:59:55.546
2 -	1:34.365	0.520	75.50	17:01:29.911
3 -	1:35.810	1.965	74.36	17:03:05.721
4 -	1:34.603	0.758	75.31	17:04:40.324

DIFF = Difference To Personal Best Lap

5 -	1:34.959	1.114	75.02	17:06:15.283
6 -	1:34.171 (2)	0.326	75.65	17:07:49.454
7 -	1:35.099	1.254	74.91	17:09:24.553
8 -	1:34.886	1.041	75.08	17:10:59.439
9 -	1:34.256 (3)	0.411	75.58	17:12:33.695
10 -	1:36.631	2.786	73.73	17:14:10.326
11 -	1:35.346	1.501	74.72	17:15:45.672
12 -	1:34.456	0.611	75.42	17:17:20.128
13 -	1:33.845 (1)		75.91	17:18:53.973

Weather / Track : Cloudy / Dry

Caterham Graduates - Sigma & Classic

QUALIFYING - RACE 12 & 20 - STATISTICS

Competitors Started 19
Planned Start 2019-06-01 @ 16:55:00.000
Actual Start 2019-06-01 @ 16:57:41.693
Finish Time 2019-06-01 @ 17:17:43.535
Track Length 1.9790mi.
Total Laps 256
Total Distance Covered 506.6412mi.

Session Fastest Lap History

NO	CL	NAME	LAP TIME	TIME OF DAY	LAP	VEHICLE
146	Sigma 150	Chris DEAR	1:24.007	16:59:26.134	1	Caterham 7 Sigma 150 1600
144	Sigma 150	Luke BALMFORTH	1:23.294	16:59:26.578	1	Caterham 7 Sigma 150 1600
141	Sigma 150	Jonathan CURRY	1:21.718	16:59:27.779	1	Caterham 7 Sigma 150 1600
144	Sigma 150	Luke BALMFORTH	1:20.505	17:00:47.081	2	Caterham 7 Sigma 150 1600
141	Sigma 150	Jonathan CURRY	1:20.029	17:02:09.209	3	Caterham 7 Sigma 150 1600
144	Sigma 150	Luke BALMFORTH	1:19.509	17:04:48.775	5	Caterham 7 Sigma 150 1600
144	Sigma 150	Luke BALMFORTH	1:19.292	17:11:38.013	10	Caterham 7 Sigma 150 1600
144	Sigma 150	Luke BALMFORTH	1:18.937	17:12:56.950	11	Caterham 7 Sigma 150 1600
144	Sigma 150	Luke BALMFORTH	1:18.596	17:16:58.340	14	Caterham 7 Sigma 150 1600

Flag History

TYPE	TIME OF DAY
GREEN	16:57:41.693
FINISH	17:17:43.535

Flag Statistics

TYPE	COUNT	TOTAL LAPS	TOTAL TIME
Green	1	15	21:41.181
Red	0	0	0.000
Safety Car	0	0	0.000
FCY	0	0	0.000

Weather / Track : Cloudy / Dry

These results are provisional until the conclusion of any judicial and technical matters.

Donington Park National
Circuit Length = 1.9790 miles
Start: 16:57 Flag 17:17 End: 17:19

Clerk Of Course :		Timekeeper :
-------------------	--	--------------

Caterham Graduates - Sigma & Classic

QUALIFYING - RACE 12 & 20 - STATISTICS

CLASS : Sigma 125

1 Starters

Fastest Lap History

NO	NAME	LAP TIME	TIME OF DAY	LAP	VEHICLE
192	Matthew LEWIS	1:30.628	16:59:42.315	1	Caterham 7 Sigma 125 1600
192	Matthew LEWIS	1:23.606	17:01:05.921	2	Caterham 7 Sigma 125 1600
192	Matthew LEWIS	1:23.117	17:02:29.038	3	Caterham 7 Sigma 125 1600
192	Matthew LEWIS	1:21.358	17:03:50.395	4	Caterham 7 Sigma 125 1600
192	Matthew LEWIS	1:21.193	17:05:11.588	5	Caterham 7 Sigma 125 1600

Weather / Track : Cloudy / Dry

These results are provisional until the conclusion of any judicial and technical matters.

Donington Park National
Circuit Length = 1.9790 miles
Start: 16:57 Flag 17:17 End: 17:19

Clerk Of Course :		Timekeeper :
-------------------	--	--------------

Caterham Graduates - Sigma & Classic

QUALIFYING - RACE 12 & 20 - STATISTICS

CLASS : Sigma 135

4 Starters

Fastest Lap History

NO	NAME	LAP TIME	TIME OF DAY	LAP	VEHICLE
177	Julian WILLIS	1:27.269	16:59:33.665	1	Caterham 7 Sigma 135 1600
177	Julian WILLIS	1:24.082	17:00:57.743	2	Caterham 7 Sigma 135 1600
177	Julian WILLIS	1:23.713	17:02:21.456	3	Caterham 7 Sigma 135 1600
177	Julian WILLIS	1:22.526	17:07:55.924	7	Caterham 7 Sigma 135 1600

Weather / Track : Cloudy / Dry

These results are provisional until the conclusion of any judicial and technical matters.

Donington Park National
Circuit Length = 1.9790 miles
Start: 16:57 Flag 17:17 End: 17:19

Clerk Of Course :		Timekeeper :
-------------------	--	--------------

Caterham Graduates - Sigma & Classic

QUALIFYING - RACE 12 & 20 - STATISTICS

CLASS : Sigma 150

6 Starters

Fastest Lap History

NO	NAME	LAP TIME	TIME OF DAY	LAP	VEHICLE
146	Chris DEAR	1:24.007	16:59:26.134	1	Caterham 7 Sigma 150 1600
144	Luke BALMFORTH	1:23.294	16:59:26.578	1	Caterham 7 Sigma 150 1600
141	Jonathan CURRY	1:21.718	16:59:27.779	1	Caterham 7 Sigma 150 1600
144	Luke BALMFORTH	1:20.505	17:00:47.081	2	Caterham 7 Sigma 150 1600
141	Jonathan CURRY	1:20.029	17:02:09.209	3	Caterham 7 Sigma 150 1600
144	Luke BALMFORTH	1:19.509	17:04:48.775	5	Caterham 7 Sigma 150 1600
144	Luke BALMFORTH	1:19.292	17:11:38.013	10	Caterham 7 Sigma 150 1600
144	Luke BALMFORTH	1:18.937	17:12:56.950	11	Caterham 7 Sigma 150 1600
144	Luke BALMFORTH	1:18.596	17:16:58.340	14	Caterham 7 Sigma 150 1600

Weather / Track : Cloudy / Dry

These results are provisional until the conclusion of any judicial and technical matters.

Donington Park National
Circuit Length = 1.9790 miles
Start: 16:57 Flag 17:17 End: 17:19

Clerk Of Course :		Timekeeper :
-------------------	--	--------------

Caterham Graduates - Sigma & Classic

QUALIFYING - RACE 12 & 20 - STATISTICS

CLASS : Classic

8 Starters

Fastest Lap History

NO	NAME	LAP TIME	TIME OF DAY	LAP	VEHICLE
85	Mark CARTER	1:30.724	16:59:32.828	1	Caterham 7 Classic 1600
95	Paul HAWKER	1:29.960	16:59:59.172	1	Caterham 7 Classic 1600
85	Mark CARTER	1:29.070	17:01:01.894	2	Caterham 7 Classic 1600
95	Paul HAWKER	1:28.467	17:01:27.638	2	Caterham 7 Classic 1600
95	Paul HAWKER	1:27.505	17:05:53.346	5	Caterham 7 Classic 1600
95	Paul HAWKER	1:27.299	17:15:02.526	11	Caterham 7 Classic 1600


Weather / Track : Cloudy / Dry

These results are provisional until the conclusion of any judicial and technical matters.

Donington Park National
Circuit Length = 1.9790 miles
Start: 16:57 Flag 17:17 End: 17:19

Clerk Of Course :		Timekeeper :
-------------------	--	--------------

Caterham Graduates - Sigma 150, 135, 125
RACE 12 - GRID (20 minutes) - AMENDED

ROW 14	27	1:21.193 192 Matthew LEWIS	28	170 Gary LAPIDUS
ROW 13				
ROW 12	23	172 Mark SMITH	24	164 Neal EVANS
ROW 11	21	175 Neil FRASER	22	10 James GILMOUR
ROW 10	19	1:24.528 168 Adam HARRISON	20	1:24.632 166 Neil WRIGHT
ROW 9	17	1:22.526 177 Julian WILLIS	18	1:23.384 161 David MORRIS
ROW 8				
ROW 7	13	28 Matthew TOPHAM	14	112 Andrew WHITTON
ROW 6	11	143 John STYRING	12	125 Jason MCCORMACK
ROW 5	9	133 James ELVERY	10	142 Aman UPPAL
ROW 4	7	128 Harry SENIOR	8	129 Tim CHILD
ROW 3	5	1:20.346 145 Andrew JOHNSON	6	1:20.542 147 Colin LOUGHLIN
ROW 2	3	1:19.941 141 Jonathan CURRY	4	1:20.242 169 Steven EVANS
ROW 1	1	1:18.596 144 Luke BALMFORTH	2	1:19.315 146 Chris DEAR
Pole				
				

Sunday Only Drivers Grid Positions Decided by Ballot


Donington Park National
 Circuit Length = 1.9790 miles

These results are provisional until the conclusion of any judicial and technical matters.

Clerk Of Course :		Timekeeper :

Caterham Graduates - Sigma 150, 135, 125

RACE 20 - GRID (25 minutes)

ROW 14	27	1:21.358 192 Matthew LEWIS	28	170 Gary LAPIDUS
ROW 13				
ROW 12	23	175 Neil FRASER	24	164 Neal EVANS
ROW 11	21	10 James GILMOUR	22	172 Mark SMITH
ROW 10	19	1:24.635 168 Adam HARRISON	20	1:24.788 166 Neil WRIGHT
ROW 9	17	1:22.670 177 Julian WILLIS	18	1:23.865 161 David MORRIS
ROW 8				
ROW 7	13	143 John STYRING	14	128 Harry SENIOR
ROW 6	11	125 Jason MCCORMACK	12	112 Andrew WHITTON
ROW 5	9	129 Tim CHILD	10	133 James ELVERY
ROW 4	7	28 Matthew TOPHAM	8	142 Aman UPPAL
ROW 3	5	1:20.712 147 Colin LOUGHLIN	6	1:20.934 145 Andrew JOHNSON
ROW 2	3	1:20.029 141 Jonathan CURRY	4	1:20.659 169 Steven EVANS
ROW 1	1	1:18.937 144 Luke BALMFORTH	2	1:19.735 146 Chris DEAR
Pole				
				

Sunday Only Drivers Grid Positions Decided by Ballot

Donington Park National
Circuit Length = 1.9790 miles

These results are provisional until the conclusion of any judicial and technical matters.

Clerk Of Course :

Timekeeper :

Caterham Graduates - Sigmax & Mega

RACE 9 - CLASSIFICATION

POS	NO	CL	PIC	NAME	ENTRY	LAPS	TIME	GAP	DIFF	MPH	BEST	ON
1	25	SigMax	1	Stephen CLARK	Caterham 7 SigMax 1600	16	21:11.694			89.53	1:18.406	6
2	5	SigMax	2	Samuel WILSON	Caterham 7 SigMax 1600	16	21:11.761	0.067	0.067	89.52	1:18.287	8
3	1	SigMax	3	Jamie ELLWOOD	Caterham 7 SigMax 1600	16	21:20.966	9.272	9.205	88.88	1:18.816	6
4	16	SigMax	4	Simon GRIFFITHS	Caterham 7 SigMax 1600	16	21:21.103	9.409	0.137	88.87	1:18.976	7
5	7*	SigMax	5	Steven MCMASTER	Caterham 7 SigMax 1600	16	21:21.203	9.509	0.100	88.86	1:18.763	6
6	93*	SigMax	6	Mike EVANS	Caterham 7 SigMax 1600	16	21:29.449	17.755	8.246	88.29	1:19.370	6
7	6	SigMax	7	Glenn BURTENSHAW	Caterham 7 SigMax 1600	16	21:40.136	28.442	10.687	87.57	1:18.925	6
8	9	SigMax	8	Gareth CORDEY	Caterham 7 SigMax 1600	16	21:47.282	35.588	7.146	87.09	1:20.024	2
9	44*	SigMax	9	Charles ELLIOTT	Caterham 7 SigMax 1600	16	21:47.602	35.908	0.320	87.07	1:20.084	4
10	45	SigMax	10	Richard NOORDHOF	Caterham 7 SigMax 1600	16	21:48.735	37.041	1.133	86.99	1:20.182	7
11	41	SigMax	11	Adam CROFT	Caterham 7 SigMax 1600	16	21:49.662	37.968	0.927	86.93	1:19.900	2
12	22	SigMax	12	Ryan SCARRATT	Caterham 7 SigMax 1600	16	21:50.550	38.856	0.888	86.87	1:20.324	2
13	19	SigMax	13	Andrew SAGAR	Caterham 7 SigMax 1600	16	21:50.594	38.900	0.044	86.87	1:20.003	12
14	71	SigMax	14	Paul BEGLEY	Caterham 7 SigMax 1600	16	21:50.635	38.941	0.041	86.87	1:20.160	9
15	66	Mega	1	Luke TZOUROU	Caterham 7 Mega 1600	16	21:51.120	39.426	0.485	86.84	1:20.121	12
16	33	SigMax	15	Ben WINROW	Caterham 7 SigMax 1600	16	21:58.040	46.346	6.920	86.38	1:19.899	2
17	54	Mega	2	Kevin BARRETT	Caterham 7 Mega 1600	16	21:58.999	47.305	0.959	86.32	1:20.993	5
18	43	SigMax	16	Bronek MASOJADA	Caterham 7 SigMax 1600	16	21:59.979	48.285	0.980	86.25	1:20.917	6
19	26	SigMax	17	Stephen ARNELL	Caterham 7 SigMax 1600	16	22:02.912	51.218	2.933	86.06	1:20.847	5
20	12	SigMax	18	Michael DOWNING	Caterham 7 SigMax 1600	16	22:11.891	1:00.197	8.979	85.48	1:21.126	3
21	59	Mega	3	Neil STURGESS	Caterham 7 Mega 1600	16	22:12.065	1:00.371	0.174	85.47	1:21.626	14
22	18	SigMax	19	Mark JONES	Caterham 7 SigMax 1600	16	22:12.995	1:01.301	0.930	85.41	1:20.409	3
23	29	SigMax	20	Matthew DREW	Caterham 7 SigMax 1600	16	22:14.289	1:02.595	1.294	85.33	1:20.499	3
24	55	Mega	4	Andy SKINNER	Caterham 7 Mega 1600	16	22:25.245	1:13.551	10.956	84.63	1:22.032	14
25	57	Mega	5	Christopher RAYMENT	Caterham 7 Mega 1600	16	22:28.471	1:16.777	3.226	84.43	1:22.508	7
26	69	Mega	6	John BENFIELD	Caterham 7 Mega 1600	16	22:28.534	1:16.840	0.063	84.43	1:21.048	12
27	63	Mega	7	Chris SAVAGE	Caterham 7 Mega 1600	15	21:40.705	1 Lap	1 Lap	82.05	1:22.474	11
28	85	Classic	1	Mark CARTER	Caterham 7 Classic 1600	15	22:35.923	1 Lap	55.218	78.71	1:28.907	9
29	87	Classic	2	Trevor HARBER	Caterham 7 Classic 1600	15	22:36.801	1 Lap	0.878	78.66	1:28.987	12
30	82	Classic	3	Robin WEBB	Caterham 7 Classic 1600	15	22:37.271	1 Lap	0.470	78.63	1:28.954	11
31	91	Classic	4	Darren GRAINGER	Caterham 7 Classic 1600	14	21:20.506	2 Laps	1 Lap	77.78	1:28.874	5
32	88	Classic	5	Peter TATTERSALL	Caterham 7 Classic 1600	14	21:33.822	2 Laps	13.316	76.98	1:30.102	8
33	89	Classic	6	Michael SEGAL	Caterham 7 Classic 1600	14	22:10.584	2 Laps	36.762	74.86	1:32.655	10
34	98	Classic	7	Robert APPLETON	Caterham 7 Classic 1600	14	22:14.577	2 Laps	3.993	74.63	1:33.107	13

NOT CLASSIFIED

DNF	15	SigMax		Luke COOPER	Caterham 7 SigMax 1600	13	17:44.843	3 Laps	1 Lap	86.85	1:18.972	7
DNF	27	SigMax		Philip CLARKE	Caterham 7 SigMax 1600	10	15:29.637	6 Laps	3 Laps	76.49	1:24.150	8
DNF	95	Classic		Paul HAWKER	Caterham 7 Classic 1600	4	6:02.713	12 Laps	6 Laps	78.19	1:27.791	2

FASTEST LAP

	5	SigMax		Samuel WILSON	Caterham 7 SigMax 1600	8	1:18.287			91.00 mph	146.46 kph	
	66	Mega		Luke TZOUROU	Caterham 7 Mega 1600	12	1:20.121			88.92 mph	143.10 kph	
	95	Classic		Paul HAWKER	Caterham 7 Classic 1600	2	1:27.791			81.15 mph	130.60 kph	

*Nos. 7, 44 & 93 - Please check transponder, intermittent during race.

Weather / Track : Cloudy / Dry

These results are provisional until the conclusion of any judicial and technical matters.

Donington Park National
Circuit Length = 1.9790 miles
Start: 11:05 Flag 11:27 End: 11:28

Clerk Of Course :		Timekeeper :	
-------------------	--	--------------	--

Caterham Graduates - Sigmax & Mega

RACE 9 - LAP CHART

LAP 1 @ 11:07:19.625			LAP 2 @ 11:08:39.375			LAP 3 @ 11:09:58.540			LAP 4 @ 11:11:17.559			LAP 5 @ 11:12:36.587		
NO	BEHIND	LAP TIME	NO	BEHIND	LAP TIME	NO	BEHIND	LAP TIME	NO	BEHIND	LAP TIME	NO	BEHIND	LAP TIME
25		1:25.115	25		1:19.750	25		1:19.165	25		1:19.019	5		1:18.508
1	0.515	1:25.630	1	0.313	1:19.548	1	0.387	1:19.239	1	0.317	1:18.949	25	0.215	1:19.243
5	0.786	1:25.901	5	0.538	1:19.502	5	0.658	1:19.285	5	0.520	1:18.881	1	0.536	1:19.247
7	1.072	1:26.187	7	0.720	1:19.398	7	1.036	1:19.481	7	1.119	1:19.102	7	0.971	1:18.880
16	1.302	1:26.417	16	1.439	1:19.887	16	1.439	1:19.165	16	2.239	1:19.819	16	3.271	1:20.060
93	1.867	1:26.982	93	1.580	1:19.463	93	1.991	1:19.576	93	2.411	1:19.439	93	3.370	1:19.987
33	2.278	1:27.393	33	2.427	1:19.899	15	3.659	1:19.851	15	3.634	1:18.994	15	3.861	1:19.255
6	2.349	1:27.464	6	2.585	1:19.986	6	4.283	1:20.863	6	4.554	1:19.290	6	4.968	1:19.442
15	2.432	1:27.547	41	2.787	1:19.900	33	4.838	1:21.576	33	5.945	1:20.126	33	8.029	1:21.112
41	2.637	1:27.752	15	2.973	1:20.291	41	4.900	1:21.278	41	6.025	1:20.144	9	8.682	1:21.305
44	3.295	1:28.410	44	3.680	1:20.135	9	5.355	1:20.536	9	6.405	1:20.069	41	8.766	1:21.769
9	3.710	1:28.825	9	3.984	1:20.024	44	5.557	1:21.042	44	6.622	1:20.084	22	9.246	1:20.549
22	4.045	1:29.160	22	4.619	1:20.324	22	5.971	1:20.517	27	1 Lap	2:10.890	44	9.282	1:21.688
26	4.782	1:29.897	26	6.329	1:21.297	26	8.930	1:21.766	22	7.725	1:20.773	45	13.253	1:20.786
19	5.637	1:30.752	19	6.430	1:20.543	19	9.140	1:21.875	45	11.495	1:21.360	26	13.603	1:20.847
54	5.645	1:30.760	45	7.254	1:20.722	45	9.154	1:21.065	26	11.784	1:21.873	19	14.046	1:21.132
66	5.769	1:30.884	54	8.057	1:22.162	54	10.081	1:21.189	19	11.942	1:21.821	66	14.126	1:20.884
45	6.282	1:31.397	66	8.700	1:22.681	66	10.151	1:20.616	66	12.270	1:21.138	54	14.659	1:20.993
18	6.568	1:31.683	18	9.199	1:22.381	18	10.443	1:20.409	54	12.694	1:21.632	18	15.629	1:21.417
43	7.741	1:32.856	12	9.646	1:21.571	12	11.607	1:21.126	18	13.240	1:21.816	71	15.740	1:20.993
12	7.825	1:32.940	43	9.905	1:21.914	43	11.877	1:21.137	12	13.715	1:21.127	27	1 Lap	1:27.450
59	8.055	1:33.170	71	10.313	1:21.843	71	12.095	1:20.947	71	13.775	1:20.699	43	16.219	1:21.102
71	8.220	1:33.335	29	10.978	1:22.019	29	12.312	1:20.499	43	14.145	1:21.287	12	16.441	1:21.754
29	8.709	1:33.824	59	11.928	1:23.623	59	14.983	1:22.220	29	14.706	1:21.413	29	16.692	1:21.014
57	9.682	1:34.797	57	13.061	1:23.129	57	17.134	1:23.238	59	17.876	1:21.912	59	20.639	1:21.791
69	9.769	1:34.884	69	13.301	1:23.282	69	17.494	1:23.358	57	21.474	1:23.359	63	26.380	1:23.316
63	10.358	1:35.473	63	13.770	1:23.162	55	17.769	1:23.071	55	21.853	1:23.103	57	26.550	1:24.104
55	10.739	1:35.854	55	13.863	1:22.874	63	17.814	1:23.209	69	22.020	1:23.545	69	26.860	1:23.868
95	12.398	1:37.513	95	20.439	1:27.791	95	29.687	1:28.413	63	22.092	1:23.297	55	26.949	1:24.124
88	13.756	1:38.871	85	25.072	1:30.521	85	35.367	1:29.460	95	39.664	1:28.996	85	55.566	1:28.984
85	14.301	1:39.416	82	25.184	1:30.384	82	35.445	1:29.426	85	45.610	1:29.262	82	55.913	1:29.257
82	14.550	1:39.665	87	26.027	1:30.820	87	36.340	1:29.478	82	45.684	1:29.258	87	56.747	1:29.445
87	14.957	1:40.072	91	26.886	1:31.021	91	37.089	1:29.368	87	46.330	1:29.009	91	57.073	1:28.874
91	15.615	1:40.730	89	30.793	1:32.984	89	44.383	1:32.755	91	47.227	1:29.157	88	1:11.027	1:30.539
27	16.174	1:41.289	27	34.916	1:38.492 P	88	48.429	1:31.106	89	58.740	1:33.376	89	1:12.946	1:33.234
89	17.559	1:42.674	98	35.261	1:35.216	98	50.879	1:34.783	88	59.516	1:30.106			
98	19.795	1:44.910	88	36.488	1:42.482				98	1:07.092	1:35.232			

Weather / Track : Cloudy / Dry

Donington Park National
Circuit Length = 1.9790 miles
Start: 11:05 Flag 11:27 End: 11:28

Caterham Graduates - Sigmax & Mega

RACE 9 - LAP CHART

LAP 6 @ 11:13:55.208			LAP 7 @ 11:15:14.634			LAP 8 @ 11:16:33.163			LAP 9 @ 11:17:52.245			LAP 10 @ 11:19:11.782		
NO	BEHIND	LAP TIME	NO	BEHIND	LAP TIME	NO	BEHIND	LAP TIME	NO	BEHIND	LAP TIME	NO	BEHIND	LAP TIME
25		1:18.406	25		1:19.426	25		1:18.529	5		1:18.488	5		1:19.537
5	0.312	1:18.933	5	0.836	1:19.950	91	1 Lap	1:29.794	25	0.308	1:19.390	25	0.113	1:19.342
1	0.731	1:18.816	1	0.905	1:19.600	5	0.594	1:18.287	1	2.024	1:19.473	7	2.141	1:19.365
7	1.113	1:18.763	7	1.086	1:19.399	7	1.485	1:18.928	7	2.313	1:19.910	1	2.483	1:19.996
98	1 Lap	1:34.417	15	3.898	1:18.972	1	1.633	1:19.257	16	6.928	1:19.643	16	7.407	1:20.016
93	4.119	1:19.370	88	1 Lap	1:31.004	16	6.367	1:20.595	82	1 Lap	1:29.265	93	12.146	1:20.822
15	4.352	1:19.112	93	4.071	1:19.378	6	7.772	1:21.527	85	1 Lap	1:29.614	6	13.582	1:22.850
16	4.751	1:20.101	16	4.301	1:18.976	93	10.334	1:24.792	6	10.269	1:21.579	82	1 Lap	1:29.332
6	5.272	1:18.925	6	4.774	1:18.928	33	16.482	1:23.022	87	1 Lap	1:29.828	85	1 Lap	1:28.907
33	10.402	1:20.994	89	1 Lap	1:34.754	41	16.548	1:23.002	93	10.861	1:19.609	87	1 Lap	1:29.050
9	10.746	1:20.685	9	11.963	1:20.643	88	1 Lap	1:31.142	91	1 Lap	1:32.195	15	21.557	1:20.828
41	10.952	1:20.807	33	11.989	1:21.013	22	17.004	1:21.923	33	19.489	1:22.089	33	21.885	1:21.933
44	11.200	1:20.539	41	12.075	1:20.549	9	17.039	1:23.605	41	19.723	1:22.257	9	22.458	1:22.090
22	11.462	1:20.837	44	13.203	1:21.429	44	17.206	1:22.532	9	19.905	1:21.948	45	22.471	1:21.533
45	15.461	1:20.829	22	13.610	1:21.574	15	18.935	1:33.566	22	20.063	1:22.141	41	22.534	1:22.348
19	17.413	1:21.988	45	16.217	1:20.182	45	19.072	1:21.384	15	20.266	1:20.413	22	22.614	1:22.088
66	17.497	1:21.992	19	18.648	1:20.661	19	21.288	1:21.169	44	20.318	1:22.194	44	22.852	1:22.071
54	17.571	1:21.533	98	1 Lap	1:34.513	71	21.654	1:21.058	45	20.475	1:20.485	19	23.325	1:20.370
71	17.851	1:20.732	71	19.125	1:20.700	66	21.946	1:21.130	19	22.492	1:20.286	71	23.623	1:20.428
18	18.246	1:21.238	66	19.345	1:21.274	54	23.001	1:21.595	71	22.732	1:20.160	66	25.272	1:21.446
43	18.515	1:20.917	54	19.935	1:21.790	29	24.559	1:21.509	66	23.363	1:20.499	91	1 Lap	1:31.717
12	19.053	1:21.233	43	20.556	1:21.467	43	24.678	1:22.651	54	25.399	1:21.480	54	27.456	1:21.594
29	20.059	1:21.988	12	21.527	1:21.900	12	27.031	1:24.033	88	1 Lap	1:30.102	43	31.180	1:22.476
27	1 Lap	1:26.446	29	21.579	1:20.946	89	1 Lap	1:36.059	43	28.241	1:22.645	12	34.035	1:22.767
59	24.230	1:22.212	18	27.571	1:28.751	18	32.226	1:23.184	12	30.805	1:22.856	18	36.762	1:21.534
26	26.018	1:31.036	59	27.677	1:22.873	59	32.672	1:23.524	18	34.765	1:21.621	26	36.844	1:21.223
69	31.168	1:22.929	26	30.093	1:23.501	26	32.978	1:21.414	26	35.158	1:21.262	59	38.902	1:22.306
57	31.964	1:24.035	27	1 Lap	1:26.373	69	36.852	1:21.610	59	36.133	1:22.543	88	1 Lap	1:30.945
55	32.240	1:23.912	69	33.771	1:22.029	98	1 Lap	1:36.737	69	39.597	1:21.827	69	42.178	1:22.118
63	32.246	1:24.487	57	35.046	1:22.508	27	1 Lap	1:25.054	89	1 Lap	1:34.278	29	46.080	1:22.695
82	1:06.865	1:29.573	55	35.908	1:23.094	57	39.722	1:23.205	27	1 Lap	1:24.150	27	1 Lap	1:24.416
85	1:07.174	1:30.229	63	35.941	1:23.121	55	40.039	1:22.660	29	42.922	1:37.445	57	47.977	1:23.422
87	1:07.753	1:29.627	82	1:17.333	1:29.894	63	40.194	1:22.782	57	44.092	1:23.452	63	48.868	1:23.729
91	1:08.495	1:30.043	85	1:17.776	1:30.028				55	44.557	1:23.600	55	48.987	1:23.967
			87	1:18.398	1:30.071				63	44.676	1:23.564	89	1 Lap	1:36.361
									98	1 Lap	1:35.853	98	1 Lap	1:34.226

Weather / Track : Cloudy / Dry

Donington Park National
 Circuit Length = 1.9790 miles
 Start: 11:05 Flag 11:27 End: 11:28

Caterham Graduates - Sigmax & Mega

RACE 9 - LAP CHART

LAP 11 @ 11:20:30.679			LAP 12 @ 11:21:49.273			LAP 13 @ 11:23:08.479			LAP 14 @ 11:24:27.169			LAP 15 @ 11:25:46.777		
NO	BEHIND	LAP TIME	NO	BEHIND	LAP TIME	NO	BEHIND	LAP TIME	NO	BEHIND	LAP TIME	NO	BEHIND	LAP TIME
5		1:18.897	25		1:18.452	25		1:19.206	25		1:18.690	25		1:19.608
25	0.142	1:18.926	5	0.520	1:19.114	5	0.411	1:19.097	5	0.393	1:18.672	5	0.178	1:19.393
1	3.538	1:19.952	1	5.207	1:20.263	1	6.219	1:20.218	1	7.513	1:19.984	63	1 Lap	1:38.519
7	6.046	1:22.802	98	2 Laps	1:34.785	7	7.069	1:19.295	7	7.891	1:19.512	1	7.614	1:19.709
16	7.976	1:19.466	7	6.980	1:19.528	16	9.167	1:19.848	16	9.670	1:19.193	7	7.891	1:19.608
93	13.134	1:19.885	16	8.525	1:19.143	89	2 Laps	1:35.400	93	15.722	1:19.819	16	9.480	1:19.418
6	16.063	1:21.378	93	14.131	1:19.591	93	14.593	1:19.668	6	22.870	1:21.638	88	2 Laps	1:32.185
33	24.250	1:21.262	6	18.159	1:20.690	6	19.922	1:20.969	89	2 Laps	1:34.709	93	16.052	1:19.938
15	24.295	1:21.635	15	27.922	1:22.221	98	2 Laps	1:33.381	9	32.364	1:21.088	6	25.133	1:21.871
41	24.720	1:21.083	33	28.218	1:22.562	33	29.900	1:20.888	33	32.474	1:21.264	9	34.099	1:21.343
9	24.943	1:21.382	9	28.367	1:22.018	9	29.966	1:20.805	45	32.887	1:21.090	33	34.250	1:21.384
45	25.742	1:22.168	41	28.687	1:22.561	45	30.487	1:20.987	44	33.062	1:20.676	45	34.368	1:21.089
22	26.431	1:22.714	45	28.706	1:21.558	22	30.800	1:21.012	41	34.503	1:22.301	44	34.504	1:21.050
44	26.529	1:22.574	44	28.834	1:20.899	15	30.874	1:22.158	22	34.607	1:22.497	22	36.156	1:21.157
71	26.735	1:22.009	22	28.994	1:21.157	41	30.892	1:21.411	71	34.954	1:22.037	41	36.750	1:21.855
19	27.883	1:23.455	71	29.064	1:20.923	44	31.076	1:21.448	98	2 Laps	1:33.644	71	37.142	1:21.796
66	28.374	1:21.999	19	29.292	1:20.003	19	31.310	1:21.224	19	35.193	1:22.573	19	37.532	1:21.947
85	1 Lap	1:29.507	66	29.901	1:20.121	71	31.607	1:21.749	66	35.351	1:22.099	66	37.658	1:21.915
54	30.185	1:21.626	54	33.065	1:21.474	66	31.942	1:21.247	54	38.477	1:21.879	54	42.514	1:23.645
82	1 Lap	1:30.635	43	38.623	1:22.902	54	35.288	1:21.429	43	43.588	1:21.779	89	2 Laps	1:37.405
87	1 Lap	1:31.055	85	1 Lap	1:29.184	43	40.499	1:21.082	26	47.176	1:21.526	43	45.499	1:21.519
43	34.315	1:22.032	82	1 Lap	1:28.954	26	44.340	1:21.090	12	52.929	1:23.119	98	2 Laps	1:33.107
91	1 Lap	1:30.423	18	42.358	1:21.677	12	48.500	1:25.011	59	53.140	1:21.626	26	49.321	1:21.753
12	37.644	1:22.506	26	42.456	1:22.162	59	50.204	1:23.204	69	55.397	1:22.783	12	55.771	1:22.450
26	38.888	1:20.941	12	42.695	1:23.645	85	1 Lap	1:29.461	18	56.462	1:22.493	59	56.133	1:22.601
18	39.275	1:21.410	87	1 Lap	1:30.207	82	1 Lap	1:29.448	29	59.114	1:23.131	18	59.796	1:22.942
59	42.860	1:22.855	59	46.206	1:21.940	69	51.304	1:23.149	85	1 Lap	1:29.132	29	1:00.792	1:21.286
69	44.907	1:21.626	69	47.361	1:21.048	18	52.659	1:29.507	82	1 Lap	1:29.100	55	1:09.704	1:22.920
29	48.846	1:21.663	91	1 Lap	1:31.172	87	1 Lap	1:28.987	87	1 Lap	1:29.661	57	1:12.406	1:25.759
88	1 Lap	1:30.829	29	52.179	1:21.927	29	54.673	1:21.700	57	1:06.255	1:23.095	85	1 Lap	1:31.141
57	52.266	1:23.186	57	57.016	1:23.344	57	1:01.850	1:24.040	55	1:06.392	1:22.032	82	1 Lap	1:31.072
63	52.445	1:22.474	63	58.611	1:24.760	91	1 Lap	1:31.482	91	1 Lap	1:32.406	69	1:13.055	1:37.266
55	52.880	1:22.790	55	59.285	1:24.999	63	1:02.615	1:23.210				87	1 Lap	1:29.699
27	1 Lap	1:25.077	88	1 Lap	1:30.798	55	1:03.050	1:22.971						
89	1 Lap	1:32.655				88	1 Lap	1:32.616						

Weather / Track : Cloudy / Dry

Donington Park National
 Circuit Length = 1.9790 miles
 Start: 11:05 Flag 11:27 End: 11:28

Caterham Graduates - Sigmax & Mega

RACE 9 - LAP CHART

LAP 16 @ 11:27:06.204

NO	BEHIND	LAP TIME
25		1:19.427
5	0.067	1:19.316
91	2 Laps	1:32.124
1	9.272	1:21.085
16	9.409	1:19.356
7	9.509	1:21.045
93	17.755	1:21.130
88	2 Laps	1:31.097
6	28.442	1:22.736
63	1 Lap	1:45.602
9	35.588	1:20.916
44	35.908	1:20.831
45	37.041	1:22.100
41	37.968	1:20.645
22	38.856	1:22.127
19	38.900	1:20.795
71	38.941	1:21.226
66	39.426	1:21.195
33	46.346	1:31.523
54	47.305	1:24.218
43	48.285	1:22.213
26	51.218	1:21.324
89	2 Laps	1:33.940
12	1:00.197	1:23.853
59	1:00.371	1:23.665
18	1:01.301	1:20.932
29	1:02.595	1:21.230
98	2 Laps	1:33.773
55	1:13.551	1:23.274
57	1:16.777	1:23.798
69	1:16.840	1:23.212
85	1 Lap	1:31.077
87	1 Lap	1:29.792
82	1 Lap	1:32.008

Weather / Track : Cloudy / Dry

Results can be found at www.tsl-timing.com

Page 4 of 4

Donington Park National
Circuit Length = 1.9790 miles
Start: 11:05 Flag 11:27 End: 11:28

Printed - 11:32 Sunday, 02 June 2019

Caterham Graduates - Sigmax & Mega

RACE 9 - LAP ANALYSIS

DIFF = Difference To Personal Best Lap

P1 25 Stephen CLARK				
LAP	LAP TIME	DIFF	MPH	TIME OF DAY
1 -	1:25.115	6.709	83.70	11:07:19.625
2 -	1:19.750	1.344	89.33	11:08:39.375
3 -	1:19.165	0.759	89.99	11:09:58.540
4 -	1:19.019	0.613	90.16	11:11:17.559
5 -	1:19.243	0.837	89.90	11:12:36.802
6 -	1:18.406 (1)		90.86	11:13:55.208
7 -	1:19.426	1.020	89.70	11:15:14.634
8 -	1:18.529 (3)	0.123	90.72	11:16:33.163
9 -	1:19.390	0.984	89.74	11:17:52.553
10 -	1:19.342	0.936	89.79	11:19:11.895
11 -	1:18.926	0.520	90.26	11:20:30.821
12 -	1:18.452 (2)	0.046	90.81	11:21:49.273
13 -	1:19.206	0.800	89.95	11:23:08.479
14 -	1:18.690	0.284	90.54	11:24:27.169
15 -	1:19.608	1.202	89.49	11:25:46.777
16 -	1:19.427	1.021	89.70	11:27:06.204

P2 5 Samuel WILSON				
LAP	LAP TIME	DIFF	MPH	TIME OF DAY
1 -	1:25.901	7.614	82.94	11:07:20.411
2 -	1:19.502	1.215	89.61	11:08:39.913
3 -	1:19.285	0.998	89.86	11:09:59.198
4 -	1:18.881	0.594	90.32	11:11:18.079
5 -	1:18.508 (3)	0.221	90.75	11:12:36.587
6 -	1:18.933	0.646	90.26	11:13:55.520
7 -	1:19.950	1.663	89.11	11:15:15.470
8 -	1:18.287 (1)		91.00	11:16:33.757
9 -	1:18.488 (2)	0.201	90.77	11:17:52.245
10 -	1:19.537	1.250	89.57	11:19:11.782
11 -	1:18.897	0.610	90.30	11:20:30.679
12 -	1:19.114	0.827	90.05	11:21:49.793
13 -	1:19.097	0.810	90.07	11:23:08.890
14 -	1:18.672	0.385	90.56	11:24:27.562
15 -	1:19.393	1.106	89.73	11:25:46.955
16 -	1:19.316	1.029	89.82	11:27:06.271

P3 1 Jamie ELLWOOD				
LAP	LAP TIME	DIFF	MPH	TIME OF DAY
1 -	1:25.630	6.814	83.20	11:07:20.140
2 -	1:19.548	0.732	89.56	11:08:39.688
3 -	1:19.239 (3)	0.423	89.91	11:09:58.927
4 -	1:18.949 (2)	0.133	90.24	11:11:17.876
5 -	1:19.247	0.431	89.90	11:12:37.123
6 -	1:18.816 (1)		90.39	11:13:55.939
7 -	1:19.600	0.784	89.50	11:15:15.539
8 -	1:19.257	0.441	89.89	11:16:34.796
9 -	1:19.473	0.657	89.64	11:17:54.269
10 -	1:19.996	1.180	89.06	11:19:14.265
11 -	1:19.952	1.136	89.11	11:20:34.217
12 -	1:20.263	1.447	88.76	11:21:54.480
13 -	1:20.218	1.402	88.81	11:23:14.698
14 -	1:19.984	1.168	89.07	11:24:34.682
15 -	1:19.709	0.893	89.38	11:25:54.391
16 -	1:21.085	2.269	87.86	11:27:15.476

P4 16 Simon GRIFFITHS				
LAP	LAP TIME	DIFF	MPH	TIME OF DAY
1 -	1:26.417	7.441	82.44	11:07:20.927
2 -	1:19.887	0.911	89.18	11:08:40.814

DIFF = Difference To Personal Best Lap

3 -	1:19.165 (3)	0.189	89.99	11:09:59.979
4 -	1:19.819	0.843	89.25	11:11:19.798
5 -	1:20.060	1.084	88.99	11:12:39.858
6 -	1:20.101	1.125	88.94	11:13:59.959
7 -	1:18.976 (1)		90.21	11:15:18.935
8 -	1:20.595	1.619	88.40	11:16:39.530
9 -	1:19.643	0.667	89.45	11:17:59.173
10 -	1:20.016	1.040	89.04	11:19:19.189
11 -	1:19.466	0.490	89.65	11:20:38.655
12 -	1:19.143 (2)	0.167	90.02	11:21:57.798
13 -	1:19.848	0.872	89.22	11:23:17.646
14 -	1:19.193	0.217	89.96	11:24:36.839
15 -	1:19.418	0.442	89.71	11:25:56.257
16 -	1:19.356	0.380	89.78	11:27:15.613

P5 7 Steven MCMMASTER				
LAP	LAP TIME	DIFF	MPH	TIME OF DAY
1 -	1:26.187	7.424	82.66	11:07:20.697
2 -	1:19.398	0.635	89.73	11:08:40.095
3 -	1:19.481	0.718	89.63	11:09:59.576
4 -	1:19.102	0.339	90.06	11:11:18.678
5 -	1:18.880 (2)	0.117	90.32	11:12:37.558
6 -	1:18.763 (1)		90.45	11:13:56.321
7 -	1:19.399	0.636	89.73	11:15:15.720
8 -	1:18.928 (3)	0.165	90.26	11:16:34.648
9 -	1:19.910	1.147	89.15	11:17:54.558
10 -	1:19.365	0.602	89.77	11:19:13.923
11 -	1:22.802	4.039	86.04	11:20:36.725
12 -	1:19.528	0.765	89.58	11:21:56.253
13 -	1:19.295	0.532	89.84	11:23:15.548
14 -	1:19.512	0.749	89.60	11:24:35.060
15 -	1:19.608	0.845	89.49	11:25:54.668
16 -	1:21.045	2.282	87.90	11:27:15.713

P6 93 Mike EVANS				
LAP	LAP TIME	DIFF	MPH	TIME OF DAY
1 -	1:26.982	7.612	81.90	11:07:21.492
2 -	1:19.463	0.093	89.65	11:08:40.955
3 -	1:19.576	0.206	89.53	11:10:00.531
4 -	1:19.439 (3)	0.069	89.68	11:11:19.970
5 -	1:19.987	0.617	89.07	11:12:39.957
6 -	1:19.370 (1)		89.76	11:13:59.327
7 -	1:19.378 (2)	0.008	89.75	11:15:18.705
8 -	1:24.792	5.422	84.02	11:16:43.497
9 -	1:19.609	0.239	89.49	11:18:03.106
10 -	1:20.822	1.452	88.15	11:19:23.928
11 -	1:19.885	0.515	89.18	11:20:43.813
12 -	1:19.591	0.221	89.51	11:22:03.404
13 -	1:19.668	0.298	89.42	11:23:23.072
14 -	1:19.819	0.449	89.25	11:24:42.891
15 -	1:19.938	0.568	89.12	11:26:02.829
16 -	1:21.130	1.760	87.81	11:27:23.959

P7 6 Glenn BURTENSHAW				
LAP	LAP TIME	DIFF	MPH	TIME OF DAY
1 -	1:27.464	8.539	81.45	11:07:21.974
2 -	1:19.986	1.061	89.07	11:08:41.960
3 -	1:20.863	1.938	88.10	11:10:02.823
4 -	1:19.290 (3)	0.365	89.85	11:11:22.113
5 -	1:19.442	0.517	89.68	11:12:41.555
6 -	1:18.925 (1)		90.27	11:14:00.480
7 -	1:18.928 (2)	0.003	90.26	11:15:19.408

Weather / Track : Cloudy / Dry

Donington Park National
Circuit Length = 1.9790 miles
Start: 11:05 Flag 11:27 End: 11:28

Caterham Graduates - Sigmax & Mega

RACE 9 - LAP ANALYSIS

DIFF = Difference To Personal Best Lap

8 -	1:21.527	2.602	87.38	11:16:40.935
9 -	1:21.579	2.654	87.33	11:18:02.514
10 -	1:22.850	3.925	85.99	11:19:25.364
11 -	1:21.378	2.453	87.54	11:20:46.742
12 -	1:20.690	1.765	88.29	11:22:07.432
13 -	1:20.969	2.044	87.99	11:23:28.401
14 -	1:21.638	2.713	87.27	11:24:50.039
15 -	1:21.871	2.946	87.02	11:26:11.910
16 -	1:22.736	3.811	86.11	11:27:34.646

P8 9 Gareth CORDEY

LAP	LAP TIME	DIFF	MPH	TIME OF DAY
1 -	1:28.825	8.801	80.20	11:07:23.335
2 -	1:20.024 (1)		89.03	11:08:43.359
3 -	1:20.536 (3)	0.512	88.46	11:10:03.895
4 -	1:20.069 (2)	0.045	88.98	11:11:23.964
5 -	1:21.305	1.281	87.62	11:12:45.269
6 -	1:20.685	0.661	88.30	11:14:05.954
7 -	1:20.643	0.619	88.34	11:15:26.597
8 -	1:23.605	3.581	85.21	11:16:50.202
9 -	1:21.948	1.924	86.94	11:18:12.150
10 -	1:22.090	2.066	86.79	11:19:34.240
11 -	1:21.382	1.358	87.54	11:20:55.622
12 -	1:22.018	1.994	86.86	11:22:17.640
13 -	1:20.805	0.781	88.17	11:23:38.445
14 -	1:21.088	1.064	87.86	11:24:59.533
15 -	1:21.343	1.319	87.58	11:26:20.876
16 -	1:20.916	0.892	88.04	11:27:41.792

P9 44 Charles ELLIOTT

LAP	LAP TIME	DIFF	MPH	TIME OF DAY
1 -	1:28.410	8.326	80.58	11:07:22.920
2 -	1:20.135 (2)	0.051	88.90	11:08:43.055
3 -	1:21.042	0.958	87.91	11:10:04.097
4 -	1:20.084 (1)		88.96	11:11:24.181
5 -	1:21.688	1.604	87.21	11:12:45.869
6 -	1:20.539 (3)	0.455	88.46	11:14:06.408
7 -	1:21.429	1.345	87.49	11:15:27.837
8 -	1:22.532	2.448	86.32	11:16:50.369
9 -	1:22.194	2.110	86.68	11:18:12.563
10 -	1:22.071	1.987	86.81	11:19:34.634
11 -	1:22.574	2.490	86.28	11:20:57.208
12 -	1:20.899	0.815	88.06	11:22:18.107
13 -	1:21.448	1.364	87.47	11:23:39.555
14 -	1:20.676	0.592	88.31	11:25:00.231
15 -	1:21.050	0.966	87.90	11:26:21.281
16 -	1:20.831	0.747	88.14	11:27:42.112

P10 45 Richard NOORDHOF

LAP	LAP TIME	DIFF	MPH	TIME OF DAY
1 -	1:31.397	11.215	77.95	11:07:25.907
2 -	1:20.722 (3)	0.540	88.26	11:08:46.629
3 -	1:21.065	0.883	87.88	11:10:07.694
4 -	1:21.360	1.178	87.56	11:11:29.054
5 -	1:20.786	0.604	88.19	11:12:49.840
6 -	1:20.829	0.647	88.14	11:14:10.669
7 -	1:20.182 (1)		88.85	11:15:30.851
8 -	1:21.384	1.202	87.54	11:16:52.235
9 -	1:20.485 (2)	0.303	88.52	11:18:12.720
10 -	1:21.533	1.351	87.38	11:19:34.253
11 -	1:22.168	1.986	86.70	11:20:56.421
12 -	1:21.558	1.376	87.35	11:22:17.979

DIFF = Difference To Personal Best Lap

13 -	1:20.987	0.805	87.97	11:23:38.966
14 -	1:21.090	0.908	87.86	11:25:00.056
15 -	1:21.089	0.907	87.86	11:26:21.145
16 -	1:22.100	1.918	86.78	11:27:43.245

P11 41 Adam CROFT

LAP	LAP TIME	DIFF	MPH	TIME OF DAY
1 -	1:27.752	7.852	81.19	11:07:22.262
2 -	1:19.900 (1)		89.16	11:08:42.162
3 -	1:21.278	1.378	87.65	11:10:03.440
4 -	1:20.144 (2)	0.244	88.89	11:11:23.584
5 -	1:21.769	1.869	87.13	11:12:45.353
6 -	1:20.807	0.907	88.16	11:14:06.160
7 -	1:20.549 (3)	0.649	88.45	11:15:26.709
8 -	1:23.002	3.102	85.83	11:16:49.711
9 -	1:22.257	2.357	86.61	11:18:11.968
10 -	1:22.348	2.448	86.51	11:19:34.316
11 -	1:21.083	1.183	87.86	11:20:55.399
12 -	1:22.561	2.661	86.29	11:22:17.960
13 -	1:21.411	1.511	87.51	11:23:39.371
14 -	1:22.301	2.401	86.56	11:25:01.672
15 -	1:21.855	1.955	87.03	11:26:23.527
16 -	1:20.645	0.745	88.34	11:27:44.172

P12 22 Ryan SCARRATT

LAP	LAP TIME	DIFF	MPH	TIME OF DAY
1 -	1:29.160	8.836	79.90	11:07:23.670
2 -	1:20.324 (1)		88.69	11:08:43.994
3 -	1:20.517 (2)	0.193	88.48	11:10:04.511
4 -	1:20.773	0.449	88.20	11:11:25.284
5 -	1:20.549 (3)	0.225	88.45	11:12:45.833
6 -	1:20.837	0.513	88.13	11:14:06.670
7 -	1:21.574	1.250	87.33	11:15:28.244
8 -	1:21.923	1.599	86.96	11:16:50.167
9 -	1:22.141	1.817	86.73	11:18:12.308
10 -	1:22.088	1.764	86.79	11:19:34.396
11 -	1:22.714	2.390	86.13	11:20:57.110
12 -	1:21.157	0.833	87.78	11:22:18.267
13 -	1:21.012	0.688	87.94	11:23:39.279
14 -	1:22.497	2.173	86.36	11:25:01.776
15 -	1:21.157	0.833	87.78	11:26:22.933
16 -	1:22.127	1.803	86.75	11:27:45.060

P13 19 Andrew SAGAR

LAP	LAP TIME	DIFF	MPH	TIME OF DAY
1 -	1:30.752	10.749	78.50	11:07:25.262
2 -	1:20.543	0.540	88.45	11:08:45.805
3 -	1:21.875	1.872	87.01	11:10:07.680
4 -	1:21.821	1.818	87.07	11:11:29.501
5 -	1:21.132	1.129	87.81	11:12:50.633
6 -	1:21.988	1.985	86.89	11:14:12.621
7 -	1:20.661	0.658	88.32	11:15:33.282
8 -	1:21.169	1.166	87.77	11:16:54.451
9 -	1:20.286 (2)	0.283	88.74	11:18:14.737
10 -	1:20.370 (3)	0.367	88.64	11:19:35.107
11 -	1:23.455	3.452	85.37	11:20:58.562
12 -	1:20.003 (1)		89.05	11:22:18.565
13 -	1:21.224	1.221	87.71	11:23:39.789
14 -	1:22.573	2.570	86.28	11:25:02.362
15 -	1:21.947	1.944	86.94	11:26:24.309
16 -	1:20.795	0.792	88.18	11:27:45.104

Weather / Track : Cloudy / Dry

Donington Park National
Circuit Length = 1.9790 miles
Start: 11:05 Flag 11:27 End: 11:28

Caterham Graduates - Sigmax & Mega

RACE 9 - LAP ANALYSIS

DIFF = Difference To Personal Best Lap

P14 71 Paul BEGLEY				
LAP	LAP TIME	DIFF	MPH	TIME OF DAY
1 -	1:33.335	13.175	76.33	11:07:27.845
2 -	1:21.843	1.683	87.05	11:08:49.688
3 -	1:20.947	0.787	88.01	11:10:10.635
4 -	1:20.699 (3)	0.539	88.28	11:11:31.334
5 -	1:20.993	0.833	87.96	11:12:52.327
6 -	1:20.732	0.572	88.25	11:14:13.059
7 -	1:20.700	0.540	88.28	11:15:33.759
8 -	1:21.058	0.898	87.89	11:16:54.817
9 -	1:20.160 (1)		88.88	11:18:14.977
10 -	1:20.428 (2)	0.268	88.58	11:19:35.405
11 -	1:22.009	1.849	86.87	11:20:57.414
12 -	1:20.923	0.763	88.04	11:22:18.337
13 -	1:21.749	1.589	87.15	11:23:40.086
14 -	1:22.037	1.877	86.84	11:25:02.123
15 -	1:21.796	1.636	87.10	11:26:23.919
16 -	1:21.226	1.066	87.71	11:27:45.145

P15 66 Luke TZOUROU				
LAP	LAP TIME	DIFF	MPH	TIME OF DAY
1 -	1:30.884	10.763	78.39	11:07:25.394
2 -	1:22.681	2.560	86.17	11:08:48.075
3 -	1:20.616 (3)	0.495	88.37	11:10:08.691
4 -	1:21.138	1.017	87.80	11:11:29.829
5 -	1:20.884	0.763	88.08	11:12:50.713
6 -	1:21.992	1.871	86.89	11:14:12.705
7 -	1:21.274	1.153	87.66	11:15:33.979
8 -	1:21.130	1.009	87.81	11:16:55.109
9 -	1:20.499 (2)	0.378	88.50	11:18:15.608
10 -	1:21.446	1.325	87.47	11:19:37.054
11 -	1:21.999	1.878	86.88	11:20:59.053
12 -	1:20.121 (1)		88.92	11:22:19.174
13 -	1:21.247	1.126	87.69	11:23:40.421
14 -	1:22.099	1.978	86.78	11:25:02.520
15 -	1:21.915	1.794	86.97	11:26:24.435
16 -	1:21.195	1.074	87.74	11:27:45.630

P16 33 Ben WINROW				
LAP	LAP TIME	DIFF	MPH	TIME OF DAY
1 -	1:27.393	7.494	81.52	11:07:21.903
2 -	1:19.899 (1)		89.17	11:08:41.802
3 -	1:21.576	1.677	87.33	11:10:03.378
4 -	1:20.126 (2)	0.227	88.91	11:11:23.504
5 -	1:21.112	1.213	87.83	11:12:44.616
6 -	1:20.994	1.095	87.96	11:14:05.610
7 -	1:21.013	1.114	87.94	11:15:26.623
8 -	1:23.022	3.123	85.81	11:16:49.645
9 -	1:22.089	2.190	86.79	11:18:11.734
10 -	1:21.933	2.034	86.95	11:19:33.667
11 -	1:21.262	1.363	87.67	11:20:54.929
12 -	1:22.562	2.663	86.29	11:22:17.491
13 -	1:20.888 (3)	0.989	88.08	11:23:38.379
14 -	1:21.264	1.365	87.67	11:24:59.643
15 -	1:21.384	1.485	87.54	11:26:21.027
16 -	1:31.523	11.624	77.84	11:27:52.550

P17 54 Kevin BARRETT				
LAP	LAP TIME	DIFF	MPH	TIME OF DAY
1 -	1:30.760	9.767	78.49	11:07:25.270
2 -	1:22.162	1.169	86.71	11:08:47.432

DIFF = Difference To Personal Best Lap

3 -	1:21.189 (2)	0.196	87.75	11:10:08.621
4 -	1:21.632	0.639	87.27	11:11:30.253
5 -	1:20.993 (1)		87.96	11:12:51.246
6 -	1:21.533	0.540	87.38	11:14:12.779
7 -	1:21.790	0.797	87.10	11:15:34.569
8 -	1:21.595	0.602	87.31	11:16:56.164
9 -	1:21.480	0.487	87.44	11:18:17.644
10 -	1:21.594	0.601	87.31	11:19:39.238
11 -	1:21.626	0.633	87.28	11:21:00.864
12 -	1:21.474	0.481	87.44	11:22:22.338
13 -	1:21.429 (3)	0.436	87.49	11:23:43.767
14 -	1:21.879	0.886	87.01	11:25:05.646
15 -	1:23.645	2.652	85.17	11:26:29.291
16 -	1:24.218	3.225	84.59	11:27:53.509

P18 43 Bronek MASOJADA				
LAP	LAP TIME	DIFF	MPH	TIME OF DAY
1 -	1:32.856	11.939	76.72	11:07:27.366
2 -	1:21.914	0.997	86.97	11:08:49.280
3 -	1:21.137	0.220	87.81	11:10:10.417
4 -	1:21.287	0.370	87.64	11:11:31.704
5 -	1:21.102 (3)	0.185	87.84	11:12:52.806
6 -	1:20.917 (1)		88.04	11:14:13.723
7 -	1:21.467	0.550	87.45	11:15:35.190
8 -	1:22.651	1.734	86.20	11:16:57.841
9 -	1:22.645	1.728	86.20	11:18:20.486
10 -	1:22.476	1.559	86.38	11:19:42.962
11 -	1:22.032	1.115	86.85	11:21:04.994
12 -	1:22.902	1.985	85.94	11:22:27.896
13 -	1:21.082 (2)	0.165	87.86	11:23:48.978
14 -	1:21.779	0.862	87.12	11:25:10.757
15 -	1:21.519	0.602	87.39	11:26:32.276
16 -	1:22.213	1.296	86.66	11:27:54.489

P19 26 Stephen ARNELL				
LAP	LAP TIME	DIFF	MPH	TIME OF DAY
1 -	1:29.897	9.050	79.25	11:07:24.407
2 -	1:21.297	0.450	87.63	11:08:45.704
3 -	1:21.766	0.919	87.13	11:10:07.470
4 -	1:21.873	1.026	87.02	11:11:29.343
5 -	1:20.847 (1)		88.12	11:12:50.190
6 -	1:31.036	10.189	78.26	11:14:21.226
7 -	1:23.501	2.654	85.32	11:15:44.727
8 -	1:21.414	0.567	87.51	11:17:06.141
9 -	1:21.262	0.415	87.67	11:18:27.403
10 -	1:21.223	0.376	87.71	11:19:48.626
11 -	1:20.941 (2)	0.094	88.02	11:21:09.567
12 -	1:22.162	1.315	86.71	11:22:31.729
13 -	1:21.090 (3)	0.243	87.86	11:23:52.819
14 -	1:21.526	0.679	87.39	11:25:14.345
15 -	1:21.753	0.906	87.14	11:26:36.098
16 -	1:21.324	0.477	87.60	11:27:57.422

P20 12 Michael DOWNING				
LAP	LAP TIME	DIFF	MPH	TIME OF DAY
1 -	1:32.940	11.814	76.65	11:07:27.450
2 -	1:21.571	0.445	87.34	11:08:49.021
3 -	1:21.126 (1)		87.82	11:10:10.147
4 -	1:21.127 (2)	0.001	87.82	11:11:31.274
5 -	1:21.754	0.628	87.14	11:12:53.028
6 -	1:21.233 (3)	0.107	87.70	11:14:14.261
7 -	1:21.900	0.774	86.99	11:15:36.161

Weather / Track : Cloudy / Dry

Donington Park National
Circuit Length = 1.9790 miles
Start: 11:05 Flag 11:27 End: 11:28

Caterham Graduates - Sigmax & Mega

RACE 9 - LAP ANALYSIS

DIFF = Difference To Personal Best Lap

8 -	1:24.033	2.907	84.78	11:17:00.194
9 -	1:22.856	1.730	85.98	11:18:23.050
10 -	1:22.767	1.641	86.08	11:19:45.817
11 -	1:22.506	1.380	86.35	11:21:08.323
12 -	1:23.645	2.519	85.17	11:22:31.968
13 -	1:25.011	3.885	83.80	11:23:56.979
14 -	1:23.119	1.993	85.71	11:25:20.098
15 -	1:22.450	1.324	86.41	11:26:42.548
16 -	1:23.853	2.727	84.96	11:28:06.401

P21 59 Neil STURGESS

LAP	LAP TIME	DIFF	MPH	TIME OF DAY
1 -	1:33.170	11.544	76.46	11:07:27.680
2 -	1:23.623	1.997	85.19	11:08:51.303
3 -	1:22.220	0.594	86.65	11:10:13.523
4 -	1:21.912 (3)	0.286	86.97	11:11:35.435
5 -	1:21.791 (2)	0.165	87.10	11:12:57.226
6 -	1:22.212	0.586	86.66	11:14:19.438
7 -	1:22.873	1.247	85.97	11:15:42.311
8 -	1:23.524	1.898	85.30	11:17:05.835
9 -	1:22.543	0.917	86.31	11:18:28.378
10 -	1:22.306	0.680	86.56	11:19:50.684
11 -	1:22.855	1.229	85.98	11:21:13.539
12 -	1:21.940	0.314	86.94	11:22:35.479
13 -	1:23.204	1.578	85.62	11:23:58.683
14 -	1:21.626 (1)		87.28	11:25:20.309
15 -	1:22.601	0.975	86.25	11:26:42.910
16 -	1:23.665	2.039	85.15	11:28:06.575

P22 18 Mark JONES

LAP	LAP TIME	DIFF	MPH	TIME OF DAY
1 -	1:31.683	11.274	77.70	11:07:26.193
2 -	1:22.381	1.972	86.48	11:08:48.574
3 -	1:20.409 (1)		88.60	11:10:08.983
4 -	1:21.816	1.407	87.08	11:11:30.799
5 -	1:21.417	1.008	87.50	11:12:52.216
6 -	1:21.238 (3)	0.829	87.70	11:14:13.454
7 -	1:28.751	8.342	80.27	11:15:42.205
8 -	1:23.184	2.775	85.64	11:17:05.389
9 -	1:21.621	1.212	87.28	11:18:27.010
10 -	1:21.534	1.125	87.38	11:19:48.544
11 -	1:21.410	1.001	87.51	11:21:09.954
12 -	1:21.677	1.268	87.22	11:22:31.631
13 -	1:29.507	9.098	79.59	11:24:01.138
14 -	1:22.493	2.084	86.36	11:25:23.631
15 -	1:22.942	2.533	85.89	11:26:46.573
16 -	1:20.932 (2)	0.523	88.03	11:28:07.505

P23 29 Matthew DREW

LAP	LAP TIME	DIFF	MPH	TIME OF DAY
1 -	1:33.824	13.325	75.93	11:07:28.334
2 -	1:22.019	1.520	86.86	11:08:50.353
3 -	1:20.499 (1)		88.50	11:10:10.852
4 -	1:21.413	0.914	87.51	11:11:32.265
5 -	1:21.014 (3)	0.515	87.94	11:12:53.279
6 -	1:21.988	1.489	86.89	11:14:15.267
7 -	1:20.946 (2)	0.447	88.01	11:15:36.213
8 -	1:21.509	1.010	87.40	11:16:57.722
9 -	1:37.445	16.946	73.11	11:18:35.167
10 -	1:22.695	2.196	86.15	11:19:57.862
11 -	1:21.663	1.164	87.24	11:21:19.525
12 -	1:21.927	1.428	86.96	11:22:41.452

DIFF = Difference To Personal Best Lap

13 -	1:21.700	1.201	87.20	11:24:03.152
14 -	1:23.131	2.632	85.70	11:25:26.283
15 -	1:21.286	0.787	87.64	11:26:47.569
16 -	1:21.230	0.731	87.70	11:28:08.799

P24 55 Andy SKINNER

LAP	LAP TIME	DIFF	MPH	TIME OF DAY
1 -	1:35.854	13.822	74.32	11:07:30.364
2 -	1:22.874	0.842	85.96	11:08:53.238
3 -	1:23.071	1.039	85.76	11:10:16.309
4 -	1:23.103	1.071	85.73	11:11:39.412
5 -	1:24.124	2.092	84.69	11:13:03.536
6 -	1:23.912	1.880	84.90	11:14:27.448
7 -	1:23.094	1.062	85.74	11:15:50.542
8 -	1:22.660 (2)	0.628	86.19	11:17:13.202
9 -	1:23.600	1.568	85.22	11:18:36.802
10 -	1:23.967	1.935	84.85	11:20:00.769
11 -	1:22.790 (3)	0.758	86.05	11:21:23.559
12 -	1:24.999	2.967	83.82	11:22:48.558
13 -	1:22.971	0.939	85.86	11:24:11.529
14 -	1:22.032 (1)		86.85	11:25:33.561
15 -	1:22.920	0.888	85.92	11:26:56.481
16 -	1:23.274	1.242	85.55	11:28:19.755

P25 57 Christopher RAYMENT

LAP	LAP TIME	DIFF	MPH	TIME OF DAY
1 -	1:34.797	12.289	75.15	11:07:29.307
2 -	1:23.129 (3)	0.621	85.70	11:08:52.436
3 -	1:23.238	0.730	85.59	11:10:15.674
4 -	1:23.359	0.851	85.46	11:11:39.033
5 -	1:24.104	1.596	84.71	11:13:03.137
6 -	1:24.035	1.527	84.78	11:14:27.172
7 -	1:22.508 (1)		86.35	11:15:49.680
8 -	1:23.205	0.697	85.62	11:17:12.885
9 -	1:23.452	0.944	85.37	11:18:36.337
10 -	1:23.422	0.914	85.40	11:19:59.759
11 -	1:23.186	0.678	85.64	11:21:22.945
12 -	1:23.344	0.836	85.48	11:22:46.289
13 -	1:24.040	1.532	84.77	11:24:10.329
14 -	1:23.095 (2)	0.587	85.74	11:25:33.424
15 -	1:25.759	3.251	83.07	11:26:59.183
16 -	1:23.798	1.290	85.02	11:28:22.981

P26 69 John BENFIELD

LAP	LAP TIME	DIFF	MPH	TIME OF DAY
1 -	1:34.884	13.836	75.08	11:07:29.394
2 -	1:23.282	2.234	85.54	11:08:52.676
3 -	1:23.358	2.310	85.47	11:10:16.034
4 -	1:23.545	2.497	85.27	11:11:39.579
5 -	1:23.868	2.820	84.95	11:13:03.447
6 -	1:22.929	1.881	85.91	11:14:26.376
7 -	1:22.029	0.981	86.85	11:15:48.405
8 -	1:21.610 (2)	0.562	87.30	11:17:10.015
9 -	1:21.827	0.779	87.06	11:18:31.842
10 -	1:22.118	1.070	86.76	11:19:53.960
11 -	1:21.626 (3)	0.578	87.28	11:21:15.586
12 -	1:21.048 (1)		87.90	11:22:36.634
13 -	1:23.149	2.101	85.68	11:23:59.783
14 -	1:22.783	1.735	86.06	11:25:22.566
15 -	1:37.266	16.218	73.24	11:26:59.832
16 -	1:23.212	2.164	85.62	11:28:23.044

Weather / Track : Cloudy / Dry

Donington Park National
Circuit Length = 1.9790 miles
Start: 11:05 Flag 11:27 End: 11:28

Caterham Graduates - Sigmax & Mega

RACE 9 - LAP ANALYSIS

DIFF = Difference To Personal Best Lap

P27 63 Chris SAVAGE				
LAP	LAP TIME	DIFF	MPH	TIME OF DAY
1 -	1:35.473	12.999	74.62	11:07:29.983
2 -	1:23.162	0.688	85.67	11:08:53.145
3 -	1:23.209	0.735	85.62	11:10:16.354
4 -	1:23.297	0.823	85.53	11:11:39.651
5 -	1:23.316	0.842	85.51	11:13:02.967
6 -	1:24.487	2.013	84.32	11:14:27.454
7 -	1:23.121 (3)	0.647	85.71	11:15:50.575
8 -	1:22.782 (2)	0.308	86.06	11:17:13.357
9 -	1:23.564	1.090	85.25	11:18:36.921
10 -	1:23.729	1.255	85.09	11:20:00.650
11 -	1:22.474 (1)		86.38	11:21:23.124
12 -	1:24.760	2.286	84.05	11:22:47.884
13 -	1:23.210	0.736	85.62	11:24:11.094
14 -	1:38.519	16.045	72.31	11:25:49.613
15 -	1:45.602	23.128	67.46	11:27:35.215

P28 85 Mark CARTER				
LAP	LAP TIME	DIFF	MPH	TIME OF DAY
1 -	1:39.416	10.509	71.66	11:07:33.926
2 -	1:30.521	1.614	78.70	11:09:04.447
3 -	1:29.460	0.553	79.64	11:10:33.907
4 -	1:29.262	0.355	79.81	11:12:03.169
5 -	1:28.984 (2)	0.077	80.06	11:13:32.153
6 -	1:30.229	1.322	78.96	11:15:02.382
7 -	1:30.028	1.121	79.13	11:16:32.410
8 -	1:29.614	0.707	79.50	11:18:02.024
9 -	1:28.907 (1)		80.13	11:19:30.931
10 -	1:29.507	0.600	79.59	11:21:00.438
11 -	1:29.184	0.277	79.88	11:22:29.622
12 -	1:29.461	0.554	79.63	11:23:59.083
13 -	1:29.132 (3)	0.225	79.93	11:25:28.215
14 -	1:31.141	2.234	78.17	11:26:59.356
15 -	1:31.077	2.170	78.22	11:28:30.433

P29 87 Trevor HARBER				
LAP	LAP TIME	DIFF	MPH	TIME OF DAY
1 -	1:40.072	11.085	71.19	11:07:34.582
2 -	1:30.820	1.833	78.44	11:09:05.402
3 -	1:29.478	0.491	79.62	11:10:34.880
4 -	1:29.009 (2)	0.022	80.04	11:12:03.889
5 -	1:29.445	0.458	79.65	11:13:33.334
6 -	1:29.627	0.640	79.49	11:15:02.961
7 -	1:30.071	1.084	79.10	11:16:33.032
8 -	1:29.828	0.841	79.31	11:18:02.860
9 -	1:29.050 (3)	0.063	80.00	11:19:31.910
10 -	1:31.055	2.068	78.24	11:21:02.965
11 -	1:30.207	1.220	78.98	11:22:33.172
12 -	1:28.987 (1)		80.06	11:24:02.159
13 -	1:29.661	0.674	79.46	11:25:31.820
14 -	1:29.699	0.712	79.42	11:27:01.519
15 -	1:29.792	0.805	79.34	11:28:31.311

P30 82 Robin WEBB				
LAP	LAP TIME	DIFF	MPH	TIME OF DAY
1 -	1:39.665	10.711	71.48	11:07:34.175
2 -	1:30.384	1.430	78.82	11:09:04.559
3 -	1:29.426	0.472	79.67	11:10:33.985
4 -	1:29.258	0.304	79.82	11:12:03.243
5 -	1:29.257 (3)	0.303	79.82	11:13:32.500

DIFF = Difference To Personal Best Lap

6 -	1:29.573	0.619	79.54	11:15:02.073
7 -	1:29.894	0.940	79.25	11:16:31.967
8 -	1:29.265	0.311	79.81	11:18:01.232
9 -	1:29.332	0.378	79.75	11:19:30.564
10 -	1:30.635	1.681	78.60	11:21:01.199
11 -	1:28.954 (1)		80.09	11:22:30.153
12 -	1:29.448	0.494	79.65	11:23:59.601
13 -	1:29.100 (2)	0.146	79.96	11:25:28.701
14 -	1:31.072	2.118	78.23	11:26:59.773
15 -	1:32.008	3.054	77.43	11:28:31.781

P31 91 Darren GRAINGER				
LAP	LAP TIME	DIFF	MPH	TIME OF DAY
1 -	1:40.730	11.856	70.73	11:07:35.240
2 -	1:31.021	2.147	78.27	11:09:06.261
3 -	1:29.368 (3)	0.494	79.72	11:10:35.629
4 -	1:29.157 (2)	0.283	79.91	11:12:04.786
5 -	1:28.874 (1)		80.16	11:13:33.660
6 -	1:30.043	1.169	79.12	11:15:03.703
7 -	1:29.794	0.920	79.34	11:16:33.497
8 -	1:32.195	3.321	77.27	11:18:05.692
9 -	1:31.717	2.843	77.68	11:19:37.409
10 -	1:30.423	1.549	78.79	11:21:07.832
11 -	1:31.172	2.298	78.14	11:22:39.004
12 -	1:31.482	2.608	77.88	11:24:10.486
13 -	1:32.406	3.532	77.10	11:25:42.892
14 -	1:32.124	3.250	77.33	11:27:15.016

P32 88 Peter TATTERSALL				
LAP	LAP TIME	DIFF	MPH	TIME OF DAY
1 -	1:38.871	8.769	72.05	11:07:33.381
2 -	1:42.482	12.380	69.52	11:09:15.863
3 -	1:31.106	1.004	78.20	11:10:46.969
4 -	1:30.106 (2)	0.004	79.06	11:12:17.075
5 -	1:30.539 (3)	0.437	78.69	11:13:47.614
6 -	1:31.004	0.902	78.28	11:15:18.618
7 -	1:31.142	1.040	78.17	11:16:49.760
8 -	1:30.102 (1)		79.07	11:18:19.862
9 -	1:30.945	0.843	78.34	11:19:50.807
10 -	1:30.829	0.727	78.44	11:21:21.636
11 -	1:30.798	0.696	78.46	11:22:52.434
12 -	1:32.616	2.514	76.92	11:24:25.050
13 -	1:32.185	2.083	77.28	11:25:57.235
14 -	1:31.097	0.995	78.20	11:27:28.332

P33 89 Michael SEGAL				
LAP	LAP TIME	DIFF	MPH	TIME OF DAY
1 -	1:42.674	10.019	69.39	11:07:37.184
2 -	1:32.984 (3)	0.329	76.62	11:09:10.168
3 -	1:32.755 (2)	0.100	76.81	11:10:42.923
4 -	1:33.376	0.721	76.30	11:12:16.299
5 -	1:33.234	0.579	76.41	11:13:49.533
6 -	1:34.754	2.099	75.19	11:15:24.287
7 -	1:36.059	3.404	74.16	11:17:00.346
8 -	1:34.278	1.623	75.57	11:18:34.624
9 -	1:36.361	3.706	73.93	11:20:10.985
10 -	1:32.655 (1)		76.89	11:21:43.640
11 -	1:35.400	2.745	74.68	11:23:19.040
12 -	1:34.709	2.054	75.22	11:24:53.749
13 -	1:37.405	4.750	73.14	11:26:31.154
14 -	1:33.940	1.285	75.84	11:28:05.094

Weather / Track : Cloudy / Dry

Donington Park National
Circuit Length = 1.9790 miles
Start: 11:05 Flag 11:27 End: 11:28

Caterham Graduates - Sigmax & Mega

RACE 9 - LAP ANALYSIS

DIFF = Difference To Personal Best Lap

P34 98 Robert APPLETON				
LAP	LAP TIME	DIFF	MPH	TIME OF DAY
1 -	1:44.910	11.803	67.91	11:07:39.420
2 -	1:35.216	2.109	74.82	11:09:14.636
3 -	1:34.783	1.676	75.16	11:10:49.419
4 -	1:35.232	2.125	74.81	11:12:24.651
5 -	1:34.417	1.310	75.45	11:13:59.068
6 -	1:34.513	1.406	75.38	11:15:33.581
7 -	1:36.737	3.630	73.64	11:17:10.318
8 -	1:35.853	2.746	74.32	11:18:46.171
9 -	1:34.226	1.119	75.61	11:20:20.397
10 -	1:34.785	1.678	75.16	11:21:55.182
11 -	1:33.381 (2)	0.274	76.29	11:23:28.563
12 -	1:33.644 (3)	0.537	76.08	11:25:02.207
13 -	1:33.107 (1)		76.52	11:26:35.314
14 -	1:33.773	0.666	75.97	11:28:09.087

P35 15 Luke COOPER				
LAP	LAP TIME	DIFF	MPH	TIME OF DAY
1 -	1:27.547	8.575	81.38	11:07:22.057
2 -	1:20.291	1.319	88.73	11:08:42.348
3 -	1:19.851	0.879	89.22	11:10:02.199
4 -	1:18.994 (2)	0.022	90.19	11:11:21.193
5 -	1:19.255	0.283	89.89	11:12:40.448
6 -	1:19.112 (3)	0.140	90.05	11:13:59.560
7 -	1:18.972 (1)		90.21	11:15:18.532
8 -	1:33.566	14.594	76.14	11:16:52.098
9 -	1:20.413	1.441	88.60	11:18:12.511
10 -	1:20.828	1.856	88.14	11:19:33.339
11 -	1:21.635	2.663	87.27	11:20:54.974
12 -	1:22.221	3.249	86.65	11:22:17.195
13 -	1:22.158	3.186	86.71	11:23:39.353

P36 27 Philip CLARKE				
LAP	LAP TIME	DIFF	MPH	TIME OF DAY
1 -	1:41.289	17.139	70.33	11:07:35.799
2 -	1:38.492 P	14.342	72.33	11:09:14.291
3 -	2:10.890	46.740	54.43	11:11:25.181
4 -	1:27.450	3.300	81.47	11:12:52.631
5 -	1:26.446	2.296	82.41	11:14:19.077
6 -	1:26.373	2.223	82.48	11:15:45.450
7 -	1:25.054 (3)	0.904	83.76	11:17:10.504
8 -	1:24.150 (1)		84.66	11:18:34.654
9 -	1:24.416 (2)	0.266	84.39	11:19:59.070
10 -	1:25.077	0.927	83.74	11:21:24.147

P37 95 Paul HAWKER				
LAP	LAP TIME	DIFF	MPH	TIME OF DAY
1 -	1:37.513	9.722	73.06	11:07:32.023
2 -	1:27.791 (1)		81.15	11:08:59.814
3 -	1:28.413 (2)	0.622	80.58	11:10:28.227
4 -	1:28.996 (3)	1.205	80.05	11:11:57.223

Weather / Track : Cloudy / Dry

Donington Park National
 Circuit Length = 1.9790 miles
 Start: 11:05 Flag 11:27 End: 11:28

Caterham Graduates - Sigmax & Mega

RACE 9 - STATISTICS

Competitors Started 37
Planned Start 2019-06-02 @ 10:45:00.000
Actual Start 2019-06-02 @ 11:05:54.509
Finish Time 2019-06-02 @ 11:27:04.645
Track Length 1.9790mi.
Total Laps 559
Total Distance Covered 1106.2985mi.

Session Fastest Lap History

NO	CL	NAME	LAP TIME	TIME OF DAY	LAP	VEHICLE
25	SigMax	Stephen CLARK	1:25.115	11:07:19.630	1	Caterham 7 SigMax 1600
25	SigMax	Stephen CLARK	1:19.750	11:08:39.380	2	Caterham 7 SigMax 1600
1	SigMax	Jamie ELLWOOD	1:19.548	11:08:39.692	2	Caterham 7 SigMax 1600
5	SigMax	Samuel WILSON	1:19.502	11:08:39.912	2	Caterham 7 SigMax 1600
7	SigMax	Steven MCMASTER	1:19.398	11:08:40.100	2	Caterham 7 SigMax 1600
25	SigMax	Stephen CLARK	1:19.165	11:09:58.545	3	Caterham 7 SigMax 1600
25	SigMax	Stephen CLARK	1:19.019	11:11:17.564	4	Caterham 7 SigMax 1600
1	SigMax	Jamie ELLWOOD	1:18.949	11:11:17.879	4	Caterham 7 SigMax 1600
5	SigMax	Samuel WILSON	1:18.881	11:11:18.087	4	Caterham 7 SigMax 1600
5	SigMax	Samuel WILSON	1:18.508	11:12:36.587	5	Caterham 7 SigMax 1600
25	SigMax	Stephen CLARK	1:18.406	11:13:55.209	6	Caterham 7 SigMax 1600
5	SigMax	Samuel WILSON	1:18.287	11:16:33.755	8	Caterham 7 SigMax 1600

Session Leader History

NO	CL	NAME	FROM LAP	LAPS LED	DISTANCE	VEHICLE
25	SigMax	Stephen CLARK	1	4	7.87 miles	Caterham 7 SigMax 1600
5	SigMax	Samuel WILSON	5	1	1.97 miles	Caterham 7 SigMax 1600
25	SigMax	Stephen CLARK	6	3	5.93 miles	Caterham 7 SigMax 1600
5	SigMax	Samuel WILSON	9	3	5.93 miles	Caterham 7 SigMax 1600
25	SigMax	Stephen CLARK	12	5	9.89 miles	Caterham 7 SigMax 1600

Flag History

TYPE	TIME OF DAY
GREEN	11:05:54.509
FINISH	11:27:04.645

Flag Statistics

TYPE	COUNT	TOTAL LAPS	TOTAL TIME
Green	1	16	22:44.004
Red	0	0	0.000
Safety Car	0	0	0.000
FCY	0	0	0.000

Weather / Track : Cloudy / Dry

These results are provisional until the conclusion of any judicial and technical matters.

Donington Park National
Circuit Length = 1.9790 miles
Start: 11:05 Flag 11:27 End: 11:28

Clerk Of Course :	Timekeeper :
-------------------	--------------

Caterham Graduates - Sigmax & Mega

RACE 9 - STATISTICS

CLASS : Mega

7 Starters

Fastest Lap History

NO	NAME	LAP TIME	TIME OF DAY	LAP	VEHICLE
54	Kevin BARRETT	1:30.760	11:07:25.270	1	Caterham 7 Mega 1600
54	Kevin BARRETT	1:22.162	11:08:47.431	2	Caterham 7 Mega 1600
54	Kevin BARRETT	1:21.189	11:10:08.621	3	Caterham 7 Mega 1600
66	Luke TZOUROU	1:20.616	11:10:08.691	3	Caterham 7 Mega 1600
66	Luke TZOUROU	1:20.499	11:18:15.607	9	Caterham 7 Mega 1600
66	Luke TZOUROU	1:20.121	11:22:19.174	12	Caterham 7 Mega 1600

Leader History

NO	NAME	FROM LAP	LAPS LED	DISTANCE	VEHICLE
54	Kevin BARRETT	1	3	5.89 miles	Caterham 7 Mega 1600
66	Luke TZOUROU	4	13	25.72 miles	Caterham 7 Mega 1600

Weather / Track : Cloudy / Dry

These results are provisional until the conclusion of any judicial and technical matters.

Donington Park National
Circuit Length = 1.9790 miles
Start: 11:05 Flag 11:27 End: 11:28

Clerk Of Course :		Timekeeper :
-------------------	--	--------------

Caterham Graduates - Sigmax & Mega

RACE 9 - STATISTICS

CLASS : SigMax

22 Starters

Fastest Lap History

NO	NAME	LAP TIME	TIME OF DAY	LAP	VEHICLE
25	Stephen CLARK	1:25.115	11:07:19.630	1	Caterham 7 SigMax 1600
25	Stephen CLARK	1:19.750	11:08:39.380	2	Caterham 7 SigMax 1600
1	Jamie ELLWOOD	1:19.548	11:08:39.692	2	Caterham 7 SigMax 1600
5	Samuel WILSON	1:19.502	11:08:39.912	2	Caterham 7 SigMax 1600
7	Steven MCMASTER	1:19.398	11:08:40.100	2	Caterham 7 SigMax 1600
25	Stephen CLARK	1:19.165	11:09:58.545	3	Caterham 7 SigMax 1600
25	Stephen CLARK	1:19.019	11:11:17.564	4	Caterham 7 SigMax 1600
1	Jamie ELLWOOD	1:18.949	11:11:17.879	4	Caterham 7 SigMax 1600
5	Samuel WILSON	1:18.881	11:11:18.087	4	Caterham 7 SigMax 1600
5	Samuel WILSON	1:18.508	11:12:36.587	5	Caterham 7 SigMax 1600
25	Stephen CLARK	1:18.406	11:13:55.209	6	Caterham 7 SigMax 1600
5	Samuel WILSON	1:18.287	11:16:33.755	8	Caterham 7 SigMax 1600

Leader History

NO	NAME	FROM LAP	LAPS LED	DISTANCE	VEHICLE
25	Stephen CLARK	1	4	7.87 miles	Caterham 7 SigMax 1600
5	Samuel WILSON	5	1	1.97 miles	Caterham 7 SigMax 1600
25	Stephen CLARK	6	3	5.93 miles	Caterham 7 SigMax 1600
5	Samuel WILSON	9	3	5.93 miles	Caterham 7 SigMax 1600
25	Stephen CLARK	12	5	9.89 miles	Caterham 7 SigMax 1600

Weather / Track : Cloudy / Dry

These results are provisional until the conclusion of any judicial and technical matters.

Donington Park National
Circuit Length = 1.9790 miles
Start: 11:05 Flag 11:27 End: 11:28

Clerk Of Course :		Timekeeper :
-------------------	--	--------------

Caterham Graduates - Sigmax & Mega

RACE 9 - STATISTICS

CLASS : Classic

8 Starters

Fastest Lap History

NO	NAME	LAP TIME	TIME OF DAY	LAP	VEHICLE
95	Paul HAWKER	1:37.513	11:07:32.021	1	Caterham 7 Classic 1600
95	Paul HAWKER	1:27.791	11:08:59.810	2	Caterham 7 Classic 1600

Leader History

NO	NAME	FROM LAP	LAPS LED	DISTANCE	VEHICLE
95	Paul HAWKER	1	4	7.87 miles	Caterham 7 Classic 1600
85	Mark CARTER	5	1	1.97 miles	Caterham 7 Classic 1600
82	Robin WEBB	6	4	7.91 miles	Caterham 7 Classic 1600
85	Mark CARTER	10	6	11.87 miles	Caterham 7 Classic 1600

Weather / Track : Cloudy / Dry

These results are provisional until the conclusion of any judicial and technical matters.

Donington Park National
Circuit Length = 1.9790 miles
Start: 11:05 Flag 11:27 End: 11:28

Clerk Of Course :		Timekeeper :
-------------------	--	--------------

Caterham Graduates - Sigma 150, 135, 125

RACE 12 - CLASSIFICATION

POS	NO	CL	PIC NAME	ENTRY	LAPS	TIME	GAP	DIFF	MPH	BEST	ON
1	144	150	1 Luke BALMFORTH	Caterham 7 Sigma 150 1600	15	21:13.422			83.81	1:19.917	14
2	128*	150	2 Harry SENIOR	Caterham 7 Sigma 150 1600	15	21:14.202	0.780	0.780	83.76	1:19.465	15
3	28	150	3 Matthew TOPHAM	Caterham 7 Sigma 150 1600	15	21:14.589	1.167	0.387	83.73	1:19.522	15
4	125*	150	4 Jason MCCORMACK	Caterham 7 Sigma 150 1600	15	21:26.371	12.949	11.782	82.97	1:20.206	15
5	129*	150	5 Tim CHILD	Caterham 7 Sigma 150 1600	15	21:30.083	16.661	3.712	82.73	1:21.455	13
6	112	150	6 Andrew WHITTON	Caterham 7 Sigma 150 1600	15	21:40.197	26.775	10.114	82.08	1:21.340	14
7	146	150	7 Chris DEAR	Caterham 7 Sigma 150 1600	15	21:40.284	26.862	0.087	82.08	1:21.467	13
8	142*	150	8 Aman UPPAL	Caterham 7 Sigma 150 1600	15	21:55.927	42.505	15.643	81.10	1:21.540	13
9	169*	150	9 Steven EVANS	Caterham 7 Sigma 150 160	15	21:56.428	43.006	0.501	81.07	1:22.610	15
10	145	150	10 Andrew JOHNSON	Caterham 7 Sigma 150 1600	15	22:14.373	1:00.951	17.945	79.98	1:23.445	11
11	192	125	1 Matthew LEWIS	Caterham 7 Sigma 125 1600	15	22:14.546	1:01.124	0.173	79.97	1:23.164	12
12	10	135	1 James GILMOUR	Caterham 7 Sigma 135 1600	15	22:21.078	1:07.656	6.532	79.58	1:24.617	11
13	147	150	11 Colin LOUGHLIN	Caterham 7 Sigma 150 1600	15	22:21.407	1:07.985	0.329	79.56	1:22.223	15
14	175	135	2 Neil FRASER	Caterham 7 Sigma 135 1600	15	22:21.638	1:08.216	0.231	79.55	1:23.783	11
15	141	150	12 Jonathan CURRY	Caterham 7 Sigma 150 1600	15	22:26.915	1:13.493	5.277	79.24	1:22.100	14
16	133	150	13 James ELVERY	Caterham 7 Sigma 150 1600	14	21:16.717	1 Lap	1 Lap	78.01	1:25.249	13
17	177	135	3 Julian WILLIS	Caterham 7 Sigma 135 1600	14	21:32.609	1 Lap	15.892	77.06	1:25.359	14
18	172*	135	4 Mark SMITH	Caterham 7 Sigma 135 1600	14	21:33.998	1 Lap	1.389	76.97	1:25.234	14
19	161	135	5 David MORRIS	Caterham 7 Sigma 135 1600	14	21:34.177	1 Lap	0.179	76.96	1:25.203	14
20	143*	150	14 John STYRING	Caterham 7 Sigma 150 1600	14	21:40.324	1 Lap	6.147	76.60	1:27.906	13
21	166	135	6 Neil WRIGHT	Caterham 7 Sigma 135 1600	14	22:09.250	1 Lap	28.926	74.93	1:28.226	14
22	168*	135	7 Adam HARRISON	Caterham 7 Sigma 135 1600	14	22:18.803	1 Lap	9.553	74.40	1:28.190	14
23	164	135	8 Neal EVANS	Caterham 7 Sigma 135 1600	14	22:31.539	1 Lap	12.736	73.70	1:30.696	14

NOT CLASSIFIED

DNF	170	125	Gary LAPIDUS	Caterham 7 Sigma 125 1600	1	2:38.207	14 Laps	13 Laps	44.17
-----	-----	-----	--------------	---------------------------	---	----------	---------	---------	-------

FASTEST LAP

128	150	Harry SENIOR	Caterham 7 Sigma 150 1600	15	1:19.465	89.65 mph	144.28 kph
192	125	Matthew LEWIS	Caterham 7 Sigma 125 1600	12	1:23.164	85.66 mph	137.87 kph
175	135	Neil FRASER	Caterham 7 Sigma 135 1600	11	1:23.783	85.03 mph	136.85 kph

Cars 125, 128, 129, 142, 143, 168, 169 & 172 - Please improve side numbers Motorsport UK J4.1. Please also ensure these numbers stay on the car during the race or you may not be timed in your next race.

Weather / Track : Drizzle / Damp

These results are provisional until the conclusion of any judicial and technical matters.

Donington Park National
Circuit Length = 1.9790 miles
Start: 12:53 Flag 13:14 End: 13:15

Clerk Of Course :	Timekeeper :
-------------------	--------------

Caterham Graduates - Sigma 150, 135, 125

RACE 12 - LAP CHART

LAP 1 @ 12:54:57.371			LAP 2 @ 12:56:27.376			LAP 3 @ 12:57:55.447			LAP 4 @ 12:59:23.738			LAP 5 @ 13:00:50.585		
NO	BEHIND	LAP TIME	NO	BEHIND	LAP TIME	NO	BEHIND	LAP TIME	NO	BEHIND	LAP TIME	NO	BEHIND	LAP TIME
144		1:35.441	144		1:30.005	144		1:28.071	144		1:28.291	144		1:26.847
146	2.079	1:37.520	28	4.786	1:31.035	28	6.084	1:29.369	28	6.414	1:28.621	28	6.488	1:26.921
129	3.205	1:38.646	146	5.406	1:33.332	129	6.905	1:29.397	128	6.922	1:28.197	128	6.577	1:26.502
28	3.756	1:39.197	129	5.579	1:32.379	128	7.016	1:28.905	129	7.632	1:29.018	129	7.256	1:26.471
142	5.261	1:40.702	128	6.182	1:30.740	146	9.522	1:32.187	146	11.035	1:29.804	146	12.083	1:27.895
128	5.447	1:40.888	169	11.130	1:34.096	169	13.750	1:30.691	169	15.342	1:29.883	125	16.195	1:26.494
112	6.250	1:41.691	142	14.978	1:39.722	125	17.520	1:28.607	125	16.548	1:27.319	169	17.581	1:29.086
169	7.039	1:42.480	145	16.404	1:36.099	142	18.553	1:31.646	112	19.293	1:28.500	112	18.991	1:26.545
145	10.310	1:45.751	112	16.794	1:40.549	112	19.084	1:30.361	142	19.745	1:29.483	142	21.703	1:28.805
143	10.569	1:46.010	125	16.984	1:32.298	10	22.378	1:31.619	10	24.871	1:30.784	10	28.098	1:30.074
175	10.722	1:46.163	10	18.830	1:36.997	145	22.772	1:34.439	145	28.221	1:33.740	145	33.932	1:32.558
133	11.111	1:46.552	143	19.358	1:38.794	177	27.530	1:35.900	175	35.954	1:36.503	175	40.413	1:31.306
10	11.838	1:47.279	175	19.493	1:38.776	175	27.742	1:36.320	192	38.923	1:38.343	192	41.860	1:29.784
177	12.063	1:47.504	177	19.701	1:37.643	192	28.871	1:36.145	143	38.934	1:38.174	141	46.504	1:33.460
147	13.207	1:48.648	133	19.799	1:38.693	143	29.051	1:37.764	177	39.634	1:40.395	143	47.519	1:35.432
172	14.307	1:49.748	147	20.405	1:37.203	133	29.209	1:37.481	141	39.891	1:38.015	133	47.934	1:34.262
125	14.691	1:50.132	192	20.797	1:36.036	147	29.422	1:37.088	133	40.519	1:39.601	177	48.311	1:35.524
192	14.766	1:50.207	172	21.716	1:37.414	172	30.065	1:36.420	147	40.678	1:39.547	147	48.466	1:34.635
161	14.930	1:50.371	161	22.444	1:37.519	141	30.167	1:35.046	172	41.251	1:39.477	172	49.467	1:35.063
141	19.808	1:55.249	141	23.192	1:33.389	161	30.673	1:36.300	161	41.727	1:39.345	161	49.787	1:34.907
168	19.815	1:55.256	168	33.016	1:43.206	168	47.579	1:42.634	166	57.822	1:38.271	166	1:07.290	1:36.315
166	22.218	1:57.659	166	34.692	1:42.479	166	47.842	1:41.221	168	1:00.065	1:40.777	164	1:11.531	1:36.476
164	33.809	2:09.250	164	42.460	1:38.656	164	52.987	1:38.598	164	1:01.902	1:37.206	168	1:11.816	1:38.598
170	1:02.766	2:38.207 P												

Weather / Track : Drizzle / Damp

Donington Park National
 Circuit Length = 1.9790 miles
 Start: 12:53 Flag 13:14 End: 13:15

Caterham Graduates - Sigma 150, 135, 125

RACE 12 - LAP CHART

LAP 6 @ 13:02:16.253			LAP 7 @ 13:03:40.525			LAP 8 @ 13:05:05.029			LAP 9 @ 13:06:27.425			LAP 10 @ 13:07:49.301		
NO	BEHIND	LAP TIME	NO	BEHIND	LAP TIME	NO	BEHIND	LAP TIME	NO	BEHIND	LAP TIME	NO	BEHIND	LAP TIME
144		1:25.668	144		1:24.272	144		1:24.504	144		1:22.396	144		1:21.876
128	6.205	1:25.296	28	6.501	1:24.370	28	5.564	1:23.567	28	5.411	1:22.243	28	4.536	1:21.001
28	6.403	1:25.583	128	6.677	1:24.744	128	5.608	1:23.435	128	5.555	1:22.343	128	4.959	1:21.280
129	6.714	1:25.126	129	7.121	1:24.679	164	1 Lap	1:32.476	166	1 Lap	1:31.093	129	8.699	1:23.184
146	14.308	1:27.893	125	13.588	1:23.301	129	6.240	1:23.623	129	7.391	1:23.547	125	12.504	1:22.635
125	14.559	1:24.032	146	15.678	1:25.642	168	1 Lap	1:34.177	125	11.745	1:22.462	166	1 Lap	1:30.724
169	19.805	1:27.892	112	21.902	1:26.282	125	11.679	1:22.595	164	1 Lap	1:32.562	146	21.152	1:24.524
112	19.892	1:26.569	169	22.554	1:27.021	146	16.505	1:25.331	146	18.504	1:24.395	112	23.491	1:22.820
142	24.980	1:28.945	142	28.211	1:27.503	112	21.620	1:24.222	168	1 Lap	1:32.527	168	1 Lap	1:29.489
10	31.552	1:29.122	10	35.378	1:28.098	169	26.480	1:28.430	112	22.547	1:23.323	164	1 Lap	1:32.539
145	38.981	1:30.717	145	42.965	1:28.256	142	30.379	1:26.672	169	29.217	1:25.133	169	31.359	1:24.018
192	43.140	1:26.948	192	44.651	1:25.783	10	38.691	1:27.817	142	33.257	1:25.274	142	34.472	1:23.091
175	43.221	1:28.476	175	45.722	1:26.773	145	44.175	1:25.714	10	42.837	1:26.542	10	46.770	1:25.809
141	49.170	1:28.334	141	51.390	1:26.492	192	44.541	1:24.394	145	46.452	1:24.673	145	49.017	1:24.441
147	53.634	1:30.836	147	56.189	1:26.827	175	45.819	1:24.601	192	46.623	1:24.478	192	49.236	1:24.489
143	54.291	1:32.440	133	57.862	1:27.798	147	58.227	1:26.542	175	47.628	1:24.205	175	49.865	1:24.113
133	54.336	1:32.070	143	59.490	1:29.471	141	58.765	1:31.879	147	59.876	1:24.045	147	1:01.044	1:23.044
177	55.088	1:32.445	177	1:00.283	1:29.467	133	1:00.339	1:26.981	141	1:01.820	1:25.451	141	1:03.846	1:23.902
172	55.952	1:32.153	172	1:01.058	1:29.378	172	1:06.159	1:29.605	133	1:03.259	1:25.316	133	1:07.906	1:26.523
161	56.117	1:31.998	161	1:01.571	1:29.726	143	1:06.582	1:31.596	172	1:12.358	1:28.595	177	1:18.742	1:26.566
166	1:15.511	1:33.889	166	1:23.196	1:31.957	177	1:06.762	1:30.983	143	1:14.020	1:29.834	172	1:19.302	1:28.820
164	1:22.176	1:36.313				161	1:07.063	1:29.996	177	1:14.052	1:29.686	143	1:20.088	1:27.944
168	1:23.012	1:36.864							161	1:14.170	1:29.503	161	1:20.301	1:28.007

Weather / Track : Drizzle / Damp

Donington Park National
 Circuit Length = 1.9790 miles
 Start: 12:53 Flag 13:14 End: 13:15

Caterham Graduates - Sigma 150, 135, 125

RACE 12 - LAP CHART

LAP 11 @ 13:09:11.099			LAP 12 @ 13:10:33.869			LAP 13 @ 13:11:54.245			LAP 14 @ 13:13:14.162			LAP 15 @ 13:14:35.352		
NO	BEHIND	LAP TIME	NO	BEHIND	LAP TIME	NO	BEHIND	LAP TIME	NO	BEHIND	LAP TIME	NO	BEHIND	LAP TIME
144		1:21.798	144		1:22.770	144		1:20.376	144		1:19.917	144		1:21.190
28	2.973	1:20.235	177	1 Lap	1:27.299	28	2.209	1:20.532	128	2.505	1:19.953	128	0.780	1:19.465
128	3.187	1:20.026	128	2.026	1:21.609	128	2.469	1:20.819	28	2.835	1:20.543	28	1.167	1:19.522
129	9.521	1:22.620	28	2.053	1:21.850	177	1 Lap	1:27.901	125	13.933	1:22.500	133	1 Lap	1:25.281
125	11.678	1:20.972	172	1 Lap	1:27.325	161	1 Lap	1:26.345	177	1 Lap	1:25.937	125	12.949	1:20.206
146	21.913	1:22.559	161	1 Lap	1:27.602	172	1 Lap	1:27.630	129	15.691	1:23.843	129	16.661	1:22.160
166	1 Lap	1:29.086	143	1 Lap	1:28.935	125	11.350	1:21.794	172	1 Lap	1:27.136	177	1 Lap	1:25.359
112	23.983	1:22.290	125	9.932	1:21.024	129	11.765	1:21.455	161	1 Lap	1:27.355	172	1 Lap	1:25.234
168	1 Lap	1:29.687	129	10.686	1:23.935	143	1 Lap	1:27.933	143	1 Lap	1:27.906	161	1 Lap	1:25.203
169	34.104	1:24.543	146	21.621	1:22.478	146	22.712	1:21.467	146	25.318	1:22.523	112	26.775	1:22.112
142	36.439	1:23.765	112	22.898	1:21.685	112	24.430	1:21.908	112	25.853	1:21.340	146	26.862	1:22.734
164	1 Lap	1:31.534	166	1 Lap	1:30.140	169	37.775	1:23.367	142	41.262	1:21.827	143	1 Lap	1:28.091
10	49.589	1:24.617	169	34.784	1:23.450	166	1 Lap	1:28.821	169	41.586	1:23.728	142	42.505	1:22.433
145	50.664	1:23.445	142	38.188	1:24.519	142	39.352	1:21.540	166	1 Lap	1:29.369	169	43.006	1:22.610
192	51.282	1:23.844	168	1 Lap	1:29.797	168	1 Lap	1:28.824	145	58.305	1:23.566	166	1 Lap	1:28.226
175	51.850	1:23.783	164	1 Lap	1:31.605	145	54.656	1:23.632	168	1 Lap	1:28.777	145	1:00.951	1:23.836
147	1:01.929	1:22.683	145	51.400	1:23.506	192	55.058	1:23.758	192	58.515	1:23.374	192	1:01.124	1:23.799
141	1:06.559	1:24.511	192	51.676	1:23.164	164	1 Lap	1:31.994	10	1:03.080	1:25.862	168	1 Lap	1:28.190
133	1:11.475	1:25.367	10	52.299	1:25.480	10	57.135	1:25.212	175	1:03.692	1:25.849	10	1:07.656	1:25.766
			175	53.027	1:23.947	175	57.760	1:25.109	147	1:06.952	1:23.173	147	1:07.985	1:22.223
			147	1:01.421	1:22.262	147	1:03.696	1:22.651	164	1 Lap	1:31.634	175	1:08.216	1:25.714
			141	1:06.876	1:23.087	141	1:09.064	1:22.564	141	1:11.247	1:22.100	141	1:13.493	1:23.436
			133	1:14.248	1:25.543	133	1:19.121	1:25.249				164	1 Lap	1:30.696

Weather / Track : Drizzle / Damp

Donington Park National
 Circuit Length = 1.9790 miles
 Start: 12:53 Flag 13:14 End: 13:15

Caterham Graduates - Sigma 150, 135, 125

RACE 12 - LAP ANALYSIS

DIFF = Difference To Personal Best Lap

P1 144 Luke BALMFORTH				
LAP	LAP TIME	DIFF	MPH	TIME OF DAY
1 -	1:35.441	15.524	74.64	12:54:57.371
2 -	1:30.005	10.088	79.15	12:56:27.376
3 -	1:28.071	8.154	80.89	12:57:55.447
4 -	1:28.291	8.374	80.69	12:59:23.738
5 -	1:26.847	6.930	82.03	13:00:50.585
6 -	1:25.668	5.751	83.16	13:02:16.253
7 -	1:24.272	4.355	84.54	13:03:40.525
8 -	1:24.504	4.587	84.31	13:05:05.029
9 -	1:22.396	2.479	86.46	13:06:27.425
10 -	1:21.876	1.959	87.01	13:07:49.301
11 -	1:21.798	1.881	87.10	13:09:11.099
12 -	1:22.770	2.853	86.07	13:10:33.869
13 -	1:20.376 (2)	0.459	88.64	13:11:54.245
14 -	1:19.917 (1)		89.15	13:13:14.162
15 -	1:21.190 (3)	1.273	87.75	13:14:35.352

P2 128 Harry SENIOR				
LAP	LAP TIME	DIFF	MPH	TIME OF DAY
1 -	1:40.888	21.423	70.61	12:55:02.818
2 -	1:30.740	11.275	78.51	12:56:33.558
3 -	1:28.905	9.440	80.13	12:58:02.463
4 -	1:28.197	8.732	80.78	12:59:30.660
5 -	1:26.502	7.037	82.36	13:00:57.162
6 -	1:25.296	5.831	83.52	13:02:22.458
7 -	1:24.744	5.279	84.07	13:03:47.202
8 -	1:23.435	3.970	85.39	13:05:10.637
9 -	1:22.343	2.878	86.52	13:06:32.980
10 -	1:21.280	1.815	87.65	13:07:54.260
11 -	1:20.026 (3)	0.561	89.02	13:09:14.286
12 -	1:21.609	2.144	87.30	13:10:35.895
13 -	1:20.819	1.354	88.15	13:11:56.714
14 -	1:19.953 (2)	0.488	89.11	13:13:16.667
15 -	1:19.465 (1)		89.65	13:14:36.132

P3 28 Matthew TOPHAM				
LAP	LAP TIME	DIFF	MPH	TIME OF DAY
1 -	1:39.197	19.675	71.82	12:55:01.127
2 -	1:31.035	11.513	78.26	12:56:32.162
3 -	1:29.369	9.847	79.72	12:58:01.531
4 -	1:28.621	9.099	80.39	12:59:30.152
5 -	1:26.921	7.399	81.96	13:00:57.073
6 -	1:25.583	6.061	83.24	13:02:22.656
7 -	1:24.370	4.848	84.44	13:03:47.026
8 -	1:23.567	4.045	85.25	13:05:10.593
9 -	1:22.243	2.721	86.62	13:06:32.836
10 -	1:21.001	1.479	87.95	13:07:53.837
11 -	1:20.235 (2)	0.713	88.79	13:09:14.072
12 -	1:21.850	2.328	87.04	13:10:35.922
13 -	1:20.532 (3)	1.010	88.46	13:11:56.454
14 -	1:20.543	1.021	88.45	13:13:16.997
15 -	1:19.522 (1)		89.59	13:14:36.519

P4 125 Jason MCCORMACK				
LAP	LAP TIME	DIFF	MPH	TIME OF DAY
1 -	1:50.132	29.926	64.69	12:55:12.062
2 -	1:32.298	12.092	77.19	12:56:44.360
3 -	1:28.607	8.401	80.40	12:58:12.967
4 -	1:27.319	7.113	81.59	12:59:40.286
5 -	1:26.494	6.288	82.37	13:01:06.780

DIFF = Difference To Personal Best Lap

6 -	1:24.032	3.826	84.78	13:02:30.812
7 -	1:23.301	3.095	85.52	13:03:54.113
8 -	1:22.595	2.389	86.25	13:05:16.708
9 -	1:22.462	2.256	86.39	13:06:39.170
10 -	1:22.635	2.429	86.21	13:08:01.805
11 -	1:20.972 (2)	0.766	87.98	13:09:22.777
12 -	1:21.024 (3)	0.818	87.93	13:10:43.801
13 -	1:21.794	1.588	87.10	13:12:05.595
14 -	1:22.500	2.294	86.35	13:13:28.095
15 -	1:20.206 (1)		88.82	13:14:48.301

P5 129 Tim CHILD				
LAP	LAP TIME	DIFF	MPH	TIME OF DAY
1 -	1:38.646	17.191	72.22	12:55:00.576
2 -	1:32.379	10.924	77.12	12:56:32.955
3 -	1:29.397	7.942	79.69	12:58:02.352
4 -	1:29.018	7.563	80.03	12:59:31.370
5 -	1:26.471	5.016	82.39	13:00:57.841
6 -	1:25.126	3.671	83.69	13:02:22.967
7 -	1:24.679	3.224	84.13	13:03:47.646
8 -	1:23.623	2.168	85.19	13:05:11.269
9 -	1:23.547	2.092	85.27	13:06:34.816
10 -	1:23.184	1.729	85.64	13:07:58.000
11 -	1:22.620 (3)	1.165	86.23	13:09:20.620
12 -	1:23.935	2.480	84.88	13:10:44.555
13 -	1:21.455 (1)		87.46	13:12:06.010
14 -	1:23.843	2.388	84.97	13:13:29.853
15 -	1:22.160 (2)	0.705	86.71	13:14:52.013

P6 112 Andrew WHITTON				
LAP	LAP TIME	DIFF	MPH	TIME OF DAY
1 -	1:41.691	20.351	70.06	12:55:03.621
2 -	1:40.549	19.209	70.85	12:56:44.170
3 -	1:30.361	9.021	78.84	12:58:14.531
4 -	1:28.500	7.160	80.50	12:59:43.031
5 -	1:26.545	5.205	82.32	13:01:09.576
6 -	1:26.569	5.229	82.30	13:02:36.145
7 -	1:26.282	4.942	82.57	13:04:02.427
8 -	1:24.222	2.882	84.59	13:05:26.649
9 -	1:23.323	1.983	85.50	13:06:49.972
10 -	1:22.820	1.480	86.02	13:08:12.792
11 -	1:22.290	0.950	86.57	13:09:35.082
12 -	1:21.685 (2)	0.345	87.22	13:10:56.767
13 -	1:21.908 (3)	0.568	86.98	13:12:18.675
14 -	1:21.340 (1)		87.59	13:13:40.015
15 -	1:22.112	0.772	86.76	13:15:02.127

P7 146 Chris DEAR				
LAP	LAP TIME	DIFF	MPH	TIME OF DAY
1 -	1:37.520	16.053	73.05	12:54:59.450
2 -	1:33.332	11.865	76.33	12:56:32.782
3 -	1:32.187	10.720	77.28	12:58:04.969
4 -	1:29.804	8.337	79.33	12:59:34.773
5 -	1:27.895	6.428	81.05	13:01:02.668
6 -	1:27.893	6.426	81.06	13:02:30.561
7 -	1:25.642	4.175	83.19	13:03:56.203
8 -	1:25.331	3.864	83.49	13:05:21.534
9 -	1:24.395	2.928	84.42	13:06:45.929
10 -	1:24.524	3.057	84.29	13:08:10.453
11 -	1:22.559	1.092	86.29	13:09:33.012
12 -	1:22.478 (2)	1.011	86.38	13:10:55.490
13 -	1:21.467 (1)		87.45	13:12:16.957

Weather / Track : Drizzle / Damp

Donington Park National
Circuit Length = 1.9790 miles
Start: 12:53 Flag 13:14 End: 13:15

Caterham Graduates - Sigma 150, 135, 125

RACE 12 - LAP ANALYSIS

DIFF = Difference To Personal Best Lap

14 -	1:22.523 (3)	1.056	86.33	13:13:39.480
15 -	1:22.734	1.267	86.11	13:15:02.214

P8 142 Aman UPPAL

LAP	LAP TIME	DIFF	MPH	TIME OF DAY
1 -	1:40.702	19.162	70.74	12:55:02.632
2 -	1:39.722	18.182	71.44	12:56:42.354
3 -	1:31.646	10.106	77.74	12:58:14.000
4 -	1:29.483	7.943	79.62	12:59:43.483
5 -	1:28.805	7.265	80.22	13:01:12.288
6 -	1:28.945	7.405	80.10	13:02:41.233
7 -	1:27.503	5.963	81.42	13:04:08.736
8 -	1:26.672	5.132	82.20	13:05:35.408
9 -	1:25.274	3.734	83.54	13:07:00.682
10 -	1:23.091	1.551	85.74	13:08:23.773
11 -	1:23.765	2.225	85.05	13:09:47.538
12 -	1:24.519	2.979	84.29	13:11:12.057
13 -	1:21.540 (1)		87.37	13:12:33.597
14 -	1:21.827 (2)	0.287	87.06	13:13:55.424
15 -	1:22.433 (3)	0.893	86.42	13:15:17.857

P9 169 Steven EVANS

LAP	LAP TIME	DIFF	MPH	TIME OF DAY
1 -	1:42.480	19.870	69.52	12:55:04.410
2 -	1:34.096	11.486	75.71	12:56:38.506
3 -	1:30.691	8.081	78.55	12:58:09.197
4 -	1:29.883	7.273	79.26	12:59:39.080
5 -	1:29.086	6.476	79.97	13:01:08.166
6 -	1:27.892	5.282	81.06	13:02:36.058
7 -	1:27.021	4.411	81.87	13:04:03.079
8 -	1:28.430	5.820	80.56	13:05:31.509
9 -	1:25.133	2.523	83.68	13:06:56.642
10 -	1:24.018	1.408	84.79	13:08:20.660
11 -	1:24.543	1.933	84.27	13:09:45.203
12 -	1:23.450 (3)	0.840	85.37	13:11:08.653
13 -	1:23.367 (2)	0.757	85.46	13:12:32.020
14 -	1:23.728	1.118	85.09	13:13:55.748
15 -	1:22.610 (1)		86.24	13:15:18.358

P10 145 Andrew JOHNSON

LAP	LAP TIME	DIFF	MPH	TIME OF DAY
1 -	1:45.751	22.306	67.37	12:55:07.681
2 -	1:36.099	12.654	74.13	12:56:43.780
3 -	1:34.439	10.994	75.44	12:58:18.219
4 -	1:33.740	10.295	76.00	12:59:51.959
5 -	1:32.558	9.113	76.97	13:01:24.517
6 -	1:30.717	7.272	78.53	13:02:55.234
7 -	1:28.256	4.811	80.72	13:04:23.490
8 -	1:25.714	2.269	83.12	13:05:49.204
9 -	1:24.673	1.228	84.14	13:07:13.877
10 -	1:24.441	0.996	84.37	13:08:38.318
11 -	1:23.445 (1)		85.38	13:10:01.763
12 -	1:23.506 (2)	0.061	85.31	13:11:25.269
13 -	1:23.632	0.187	85.19	13:12:48.901
14 -	1:23.566 (3)	0.121	85.25	13:14:12.467
15 -	1:23.836	0.391	84.98	13:15:36.303

P11 192 Matthew LEWIS

LAP	LAP TIME	DIFF	MPH	TIME OF DAY
1 -	1:50.207	27.043	64.64	12:55:12.137
2 -	1:36.036	12.872	74.18	12:56:48.173

DIFF = Difference To Personal Best Lap

3 -	1:36.145	12.981	74.10	12:58:24.318
4 -	1:38.343	15.179	72.44	13:00:02.661
5 -	1:29.784	6.620	79.35	13:01:32.445
6 -	1:26.948	3.784	81.94	13:02:59.393
7 -	1:25.783	2.619	83.05	13:04:25.176
8 -	1:24.394	1.230	84.42	13:05:49.570
9 -	1:24.478	1.314	84.33	13:07:14.048
10 -	1:24.489	1.325	84.32	13:08:38.537
11 -	1:23.844	0.680	84.97	13:10:02.381
12 -	1:23.164 (1)		85.66	13:11:25.545
13 -	1:23.758 (3)	0.594	85.06	13:12:49.303
14 -	1:23.374 (2)	0.210	85.45	13:14:12.677
15 -	1:23.799	0.635	85.02	13:15:36.476

P12 10 James GILMOUR

LAP	LAP TIME	DIFF	MPH	TIME OF DAY
1 -	1:47.279	22.662	66.41	12:55:09.209
2 -	1:36.997	12.380	73.45	12:56:46.206
3 -	1:31.619	7.002	77.76	12:58:17.825
4 -	1:30.784	6.167	78.47	12:59:48.609
5 -	1:30.074	5.457	79.09	13:01:18.683
6 -	1:29.122	4.505	79.94	13:02:47.805
7 -	1:28.098	3.481	80.87	13:04:15.903
8 -	1:27.817	3.200	81.13	13:05:43.720
9 -	1:26.542	1.925	82.32	13:07:10.262
10 -	1:25.809	1.192	83.02	13:08:36.071
11 -	1:24.617 (1)		84.19	13:10:00.688
12 -	1:25.480 (3)	0.863	83.34	13:11:26.168
13 -	1:25.212 (2)	0.595	83.61	13:12:51.380
14 -	1:25.862	1.245	82.97	13:14:17.242
15 -	1:25.766	1.149	83.07	13:15:43.008

P13 147 Colin LOUGHLIN

LAP	LAP TIME	DIFF	MPH	TIME OF DAY
1 -	1:48.648	26.425	65.57	12:55:10.578
2 -	1:37.203	14.980	73.29	12:56:47.781
3 -	1:37.088	14.865	73.38	12:58:24.869
4 -	1:39.547	17.324	71.57	13:00:04.416
5 -	1:34.635	12.412	75.28	13:01:39.051
6 -	1:30.836	8.613	78.43	13:03:09.887
7 -	1:26.827	4.604	82.05	13:04:36.714
8 -	1:26.542	4.319	82.32	13:06:03.256
9 -	1:24.045	1.822	84.77	13:07:27.301
10 -	1:23.044	0.821	85.79	13:08:50.345
11 -	1:22.683	0.460	86.16	13:10:13.028
12 -	1:22.262 (2)	0.039	86.60	13:11:35.290
13 -	1:22.651 (3)	0.428	86.20	13:12:57.941
14 -	1:23.173	0.950	85.66	13:14:21.114
15 -	1:22.223 (1)		86.65	13:15:43.337

P14 175 Neil FRASER

LAP	LAP TIME	DIFF	MPH	TIME OF DAY
1 -	1:46.163	22.380	67.11	12:55:08.093
2 -	1:38.776	14.993	72.12	12:56:46.869
3 -	1:36.320	12.537	73.96	12:58:23.189
4 -	1:36.503	12.720	73.82	12:59:59.692
5 -	1:31.306	7.523	78.03	13:01:30.998
6 -	1:28.476	4.693	80.52	13:02:59.474
7 -	1:26.773	2.990	82.10	13:04:26.247
8 -	1:24.601	0.818	84.21	13:05:50.848
9 -	1:24.205	0.422	84.61	13:07:15.053
10 -	1:24.113 (3)	0.330	84.70	13:08:39.166

Donington Park National
 Circuit Length = 1.9790 miles
 Start: 12:53 Flag 13:14 End: 13:15

Weather / Track : Drizzle / Damp

Caterham Graduates - Sigma 150, 135, 125

RACE 12 - LAP ANALYSIS

DIFF = Difference To Personal Best Lap

11 -	1:23.783 (1)		85.03	13:10:02.949
12 -	1:23.947 (2)	0.164	84.87	13:11:26.896
13 -	1:25.109	1.326	83.71	13:12:52.005
14 -	1:25.849	2.066	82.99	13:14:17.854
15 -	1:25.714	1.931	83.12	13:15:43.568

P15 141 Jonathan CURRY

LAP	LAP TIME	DIFF	MPH	TIME OF DAY
1 -	1:55.249	33.149	61.81	12:55:17.179
2 -	1:33.389	11.289	76.28	12:56:50.568
3 -	1:35.046	12.946	74.95	12:58:25.614
4 -	1:38.015	15.915	72.68	13:00:03.629
5 -	1:33.460	11.360	76.23	13:01:37.089
6 -	1:28.334	6.234	80.65	13:03:05.423
7 -	1:26.492	4.392	82.37	13:04:31.915
8 -	1:31.879	9.779	77.54	13:06:03.794
9 -	1:25.451	3.351	83.37	13:07:29.245
10 -	1:23.902	1.802	84.91	13:08:53.147
11 -	1:24.511	2.411	84.30	13:10:17.658
12 -	1:23.087 (3)	0.987	85.74	13:11:40.745
13 -	1:22.564 (2)	0.464	86.29	13:13:03.309
14 -	1:22.100 (1)		86.78	13:14:25.409
15 -	1:23.436	1.336	85.39	13:15:48.845

P16 133 James ELVERY

LAP	LAP TIME	DIFF	MPH	TIME OF DAY
1 -	1:46.552	21.303	66.86	12:55:08.482
2 -	1:38.693	13.444	72.18	12:56:47.175
3 -	1:37.481	12.232	73.08	12:58:24.656
4 -	1:39.601	14.352	71.53	13:00:04.257
5 -	1:34.262	9.013	75.58	13:01:38.519
6 -	1:32.070	6.821	77.38	13:03:10.589
7 -	1:27.798	2.549	81.14	13:04:38.387
8 -	1:26.981	1.732	81.91	13:06:05.368
9 -	1:25.316 (3)	0.067	83.50	13:07:30.684
10 -	1:26.523	1.274	82.34	13:08:57.207
11 -	1:25.367	0.118	83.45	13:10:22.574
12 -	1:25.543	0.294	83.28	13:11:48.117
13 -	1:25.249 (1)		83.57	13:13:13.366
14 -	1:25.281 (2)	0.032	83.54	13:14:38.647

P17 177 Julian WILLIS

LAP	LAP TIME	DIFF	MPH	TIME OF DAY
1 -	1:47.504	22.145	66.27	12:55:09.434
2 -	1:37.643	12.284	72.96	12:56:47.077
3 -	1:35.900	10.541	74.29	12:58:22.977
4 -	1:40.395	15.036	70.96	13:00:03.372
5 -	1:35.524	10.165	74.58	13:01:38.896
6 -	1:32.445	7.086	77.06	13:03:11.341
7 -	1:29.467	4.108	79.63	13:04:40.808
8 -	1:30.983	5.624	78.30	13:06:11.791
9 -	1:29.686	4.327	79.43	13:07:41.477
10 -	1:26.566 (3)	1.207	82.30	13:09:08.043
11 -	1:27.299	1.940	81.61	13:10:35.342
12 -	1:27.901	2.542	81.05	13:12:03.243
13 -	1:25.937 (2)	0.578	82.90	13:13:29.180
14 -	1:25.359 (1)		83.46	13:14:54.539

P18 172 Mark SMITH

LAP	LAP TIME	DIFF	MPH	TIME OF DAY
1 -	1:49.748	24.514	64.91	12:55:11.678

DIFF = Difference To Personal Best Lap

2 -	1:37.414	12.180	73.13	12:56:49.092
3 -	1:36.420	11.186	73.89	12:58:25.512
4 -	1:39.477	14.243	71.62	13:00:04.989
5 -	1:35.063	9.829	74.94	13:01:40.052
6 -	1:32.153	6.919	77.31	13:03:12.205
7 -	1:29.378	4.144	79.71	13:04:41.583
8 -	1:29.605	4.371	79.51	13:06:11.188
9 -	1:28.595	3.361	80.41	13:07:39.783
10 -	1:28.820	3.586	80.21	13:09:08.603
11 -	1:27.325 (3)	2.091	81.58	13:10:35.928
12 -	1:27.630	2.396	81.30	13:12:03.558
13 -	1:27.136 (2)	1.902	81.76	13:13:30.694
14 -	1:25.234 (1)		83.58	13:14:55.928

P19 161 David MORRIS

LAP	LAP TIME	DIFF	MPH	TIME OF DAY
1 -	1:50.371	25.168	64.55	12:55:12.301
2 -	1:37.519	12.316	73.05	12:56:49.820
3 -	1:36.300	11.097	73.98	12:58:26.120
4 -	1:39.345	14.142	71.71	13:00:05.465
5 -	1:34.907	9.704	75.06	13:01:40.372
6 -	1:31.998	6.795	77.44	13:03:12.370
7 -	1:29.726	4.523	79.40	13:04:42.096
8 -	1:29.996	4.793	79.16	13:06:12.092
9 -	1:29.503	4.300	79.60	13:07:41.595
10 -	1:28.007	2.804	80.95	13:09:09.602
11 -	1:27.602	2.399	81.32	13:10:37.204
12 -	1:26.345 (2)	1.142	82.51	13:12:03.549
13 -	1:27.355 (3)	2.152	81.55	13:13:30.904
14 -	1:25.203 (1)		83.61	13:14:56.107

P20 143 John STYRING

LAP	LAP TIME	DIFF	MPH	TIME OF DAY
1 -	1:46.010	18.104	67.20	12:55:07.940
2 -	1:38.794	10.888	72.11	12:56:46.734
3 -	1:37.764	9.858	72.87	12:58:24.498
4 -	1:38.174	10.268	72.57	13:00:02.672
5 -	1:35.432	7.526	74.65	13:01:38.104
6 -	1:32.440	4.534	77.07	13:03:10.544
7 -	1:29.471	1.565	79.63	13:04:40.015
8 -	1:31.596	3.690	77.78	13:06:11.611
9 -	1:29.834	1.928	79.30	13:07:41.445
10 -	1:27.944 (3)	0.038	81.01	13:09:09.389
11 -	1:28.935	1.029	80.11	13:10:38.324
12 -	1:27.933 (2)	0.027	81.02	13:12:06.257
13 -	1:27.906 (1)		81.04	13:13:34.163
14 -	1:28.091	0.185	80.87	13:15:02.254

P21 166 Neil WRIGHT

LAP	LAP TIME	DIFF	MPH	TIME OF DAY
1 -	1:57.659	29.433	60.55	12:55:19.589
2 -	1:42.479	14.253	69.52	12:57:02.068
3 -	1:41.221	12.995	70.38	12:58:43.289
4 -	1:38.271	10.045	72.49	13:00:21.560
5 -	1:36.315	8.089	73.97	13:01:57.875
6 -	1:33.889	5.663	75.88	13:03:31.764
7 -	1:31.957	3.731	77.47	13:05:03.721
8 -	1:31.093	2.867	78.21	13:06:34.814
9 -	1:30.724	2.498	78.53	13:08:05.538
10 -	1:29.086 (3)	0.860	79.97	13:09:34.624
11 -	1:30.140	1.914	79.03	13:11:04.764
12 -	1:28.821 (2)	0.595	80.21	13:12:33.585

Donington Park National
 Circuit Length = 1.9790 miles
 Start: 12:53 Flag 13:14 End: 13:15

Weather / Track : Drizzle / Damp

Caterham Graduates - Sigma 150, 135, 125

RACE 12 - LAP ANALYSIS

DIFF = Difference To Personal Best Lap

13 - 1:29.369 1.143 79.72 13:14:02.954
14 - 1:28.226 (1) 80.75 13:15:31.180

P22 168 Adam HARRISON				
LAP	LAP TIME	DIFF	MPH	TIME OF DAY
1 -	1:55.256	27.066	61.81	12:55:17.186
2 -	1:43.206	15.016	69.03	12:57:00.392
3 -	1:42.634	14.444	69.41	12:58:43.026
4 -	1:40.777	12.587	70.69	13:00:23.803
5 -	1:38.598	10.408	72.25	13:02:02.401
6 -	1:36.864	8.674	73.55	13:03:39.265
7 -	1:34.177	5.987	75.65	13:05:13.442
8 -	1:32.527	4.337	77.00	13:06:45.969
9 -	1:29.489	1.299	79.61	13:08:15.458
10 -	1:29.687	1.497	79.43	13:09:45.145
11 -	1:29.797	1.607	79.34	13:11:14.942
12 -	1:28.824 (3)	0.634	80.21	13:12:43.766
13 -	1:28.777 (2)	0.587	80.25	13:14:12.543
14 -	1:28.190 (1)		80.78	13:15:40.733

P23 164 Neal EVANS				
LAP	LAP TIME	DIFF	MPH	TIME OF DAY
1 -	2:09.250	38.554	55.12	12:55:31.180
2 -	1:38.656	7.960	72.21	12:57:09.836
3 -	1:38.598	7.902	72.25	12:58:48.434
4 -	1:37.206	6.510	73.29	13:00:25.640
5 -	1:36.476	5.780	73.84	13:02:02.116
6 -	1:36.313	5.617	73.97	13:03:38.429
7 -	1:32.476	1.780	77.04	13:05:10.905
8 -	1:32.562	1.866	76.97	13:06:43.467
9 -	1:32.539	1.843	76.99	13:08:16.006
10 -	1:31.534 (2)	0.838	77.83	13:09:47.540
11 -	1:31.605 (3)	0.909	77.77	13:11:19.145
12 -	1:31.994	1.298	77.44	13:12:51.139
13 -	1:31.634	0.938	77.75	13:14:22.773
14 -	1:30.696 (1)		78.55	13:15:53.469

P24 170 Gary LAPIDUS				
LAP	LAP TIME	DIFF	MPH	TIME OF DAY
1 -	2:38.207 P		45.03	12:56:00.137

Caterham Graduates - Sigma 150, 135, 125

RACE 12 - STATISTICS

Competitors Started 24
Planned Start 2019-06-02 @ 12:15:00.000
Actual Start 2019-06-02 @ 12:53:21.929
Finish Time 2019-06-02 @ 13:14:32.735
Track Length 1.9790mi.
Total Laps 338
Total Distance Covered 668.9247mi.

Session Fastest Lap History

NO	CL	NAME	LAP TIME	TIME OF DAY	LAP	VEHICLE
144	150	Luke BALMFORTH	1:35.441	12:54:57.371	1	Caterham 7 Sigma 150 1600
144	150	Luke BALMFORTH	1:30.005	12:56:27.376	2	Caterham 7 Sigma 150 1600
144	150	Luke BALMFORTH	1:28.071	12:57:55.447	3	Caterham 7 Sigma 150 1600
125	150	Jason MCCORMACK	1:27.319	12:59:40.289	4	Caterham 7 Sigma 150 1600
144	150	Luke BALMFORTH	1:26.847	13:00:50.585	5	Caterham 7 Sigma 150 1600
128	150	Harry SENIOR	1:26.502	13:00:57.162	5	Caterham 7 Sigma 150 1600
129	150	Tim CHILD	1:26.471	13:00:57.841	5	Caterham 7 Sigma 150 1600
144	150	Luke BALMFORTH	1:25.668	13:02:16.252	6	Caterham 7 Sigma 150 1600
128	150	Harry SENIOR	1:25.296	13:02:22.459	6	Caterham 7 Sigma 150 1600
129	150	Tim CHILD	1:25.126	13:02:22.968	6	Caterham 7 Sigma 150 1600
125	150	Jason MCCORMACK	1:24.032	13:02:30.815	6	Caterham 7 Sigma 150 1600
125	150	Jason MCCORMACK	1:23.301	13:03:54.114	7	Caterham 7 Sigma 150 1600
125	150	Jason MCCORMACK	1:22.595	13:05:16.711	8	Caterham 7 Sigma 150 1600
144	150	Luke BALMFORTH	1:22.396	13:06:27.425	9	Caterham 7 Sigma 150 1600
28	150	Matthew TOPHAM	1:22.243	13:06:32.835	9	Caterham 7 Sigma 150 1600
144	150	Luke BALMFORTH	1:21.876	13:07:49.302	10	Caterham 7 Sigma 150 1600
28	150	Matthew TOPHAM	1:21.001	13:07:53.837	10	Caterham 7 Sigma 150 1600
28	150	Matthew TOPHAM	1:20.235	13:09:14.072	11	Caterham 7 Sigma 150 1600
128	150	Harry SENIOR	1:20.026	13:09:14.287	11	Caterham 7 Sigma 150 1600
144	150	Luke BALMFORTH	1:19.917	13:13:14.163	14	Caterham 7 Sigma 150 1600
128	150	Harry SENIOR	1:19.465	13:14:36.132	15	Caterham 7 Sigma 150 1600

Session Leader History

NO	CL	NAME	FROM LAP	LAPS LED	DISTANCE	VEHICLE
144	150	Luke BALMFORTH	1	15	29.64 miles	Caterham 7 Sigma 150 1600

Flag History

TYPE	TIME OF DAY
GREEN	12:53:21.929
FINISH	13:14:32.735

Flag Statistics

TYPE	COUNT	TOTAL LAPS	TOTAL TIME
Green	1	15	22:36.115
Red	0	0	0.000
Safety Car	0	0	0.000
FCY	0	0	0.000

Weather / Track : Drizzle / Damp

These results are provisional until the conclusion of any judicial and technical matters.

Donington Park National
 Circuit Length = 1.9790 miles
 Start: 12:53 Flag 13:14 End: 13:15

Clerk Of Course :	Timekeeper :
-------------------	--------------

Caterham Graduates - Sigma 150, 135, 125

RACE 12 - STATISTICS

CLASS : 150

14 Starters

Fastest Lap History

NO	NAME	LAP TIME	TIME OF DAY	LAP	VEHICLE
144	Luke BALMFORTH	1:35.441	12:54:57.371	1	Caterham 7 Sigma 150 1600
144	Luke BALMFORTH	1:30.005	12:56:27.376	2	Caterham 7 Sigma 150 1600
144	Luke BALMFORTH	1:28.071	12:57:55.447	3	Caterham 7 Sigma 150 1600
125	Jason MCCORMACK	1:27.319	12:59:40.289	4	Caterham 7 Sigma 150 1600
144	Luke BALMFORTH	1:26.847	13:00:50.585	5	Caterham 7 Sigma 150 1600
128	Harry SENIOR	1:26.502	13:00:57.162	5	Caterham 7 Sigma 150 1600
129	Tim CHILD	1:26.471	13:00:57.841	5	Caterham 7 Sigma 150 1600
144	Luke BALMFORTH	1:25.668	13:02:16.252	6	Caterham 7 Sigma 150 1600
128	Harry SENIOR	1:25.296	13:02:22.459	6	Caterham 7 Sigma 150 1600
129	Tim CHILD	1:25.126	13:02:22.968	6	Caterham 7 Sigma 150 1600
125	Jason MCCORMACK	1:24.032	13:02:30.815	6	Caterham 7 Sigma 150 1600
125	Jason MCCORMACK	1:23.301	13:03:54.114	7	Caterham 7 Sigma 150 1600
125	Jason MCCORMACK	1:22.595	13:05:16.711	8	Caterham 7 Sigma 150 1600
144	Luke BALMFORTH	1:22.396	13:06:27.425	9	Caterham 7 Sigma 150 1600
28	Matthew TOPHAM	1:22.243	13:06:32.835	9	Caterham 7 Sigma 150 1600
144	Luke BALMFORTH	1:21.876	13:07:49.302	10	Caterham 7 Sigma 150 1600
28	Matthew TOPHAM	1:21.001	13:07:53.837	10	Caterham 7 Sigma 150 1600
28	Matthew TOPHAM	1:20.235	13:09:14.072	11	Caterham 7 Sigma 150 1600
128	Harry SENIOR	1:20.026	13:09:14.287	11	Caterham 7 Sigma 150 1600
144	Luke BALMFORTH	1:19.917	13:13:14.163	14	Caterham 7 Sigma 150 1600
128	Harry SENIOR	1:19.465	13:14:36.132	15	Caterham 7 Sigma 150 1600

Leader History

NO	NAME	FROM LAP	LAPS LED	DISTANCE	VEHICLE
144	Luke BALMFORTH	1	15	29.64 miles	Caterham 7 Sigma 150 1600

Weather / Track : Drizzle / Damp

These results are provisional until the conclusion of any judicial and technical matters.

Donington Park National
Circuit Length = 1.9790 miles
Start: 12:53 Flag 13:14 End: 13:15

Clerk Of Course :		Timekeeper :
-------------------	--	--------------

Caterham Graduates - Sigma 150, 135, 125

RACE 12 - STATISTICS

CLASS : 135

8 Starters

Fastest Lap History

NO	NAME	LAP TIME	TIME OF DAY	LAP	VEHICLE
175	Neil FRASER	1:46.163	12:55:08.094	1	Caterham 7 Sigma 135 1600
10	James GILMOUR	1:36.997	12:56:46.208	2	Caterham 7 Sigma 135 1600
10	James GILMOUR	1:31.619	12:58:17.827	3	Caterham 7 Sigma 135 1600
10	James GILMOUR	1:30.784	12:59:48.612	4	Caterham 7 Sigma 135 1600
10	James GILMOUR	1:30.074	13:01:18.687	5	Caterham 7 Sigma 135 1600
10	James GILMOUR	1:29.122	13:02:47.808	6	Caterham 7 Sigma 135 1600
175	Neil FRASER	1:28.476	13:02:59.474	6	Caterham 7 Sigma 135 1600
10	James GILMOUR	1:28.098	13:04:15.906	7	Caterham 7 Sigma 135 1600
175	Neil FRASER	1:26.773	13:04:26.248	7	Caterham 7 Sigma 135 1600
175	Neil FRASER	1:24.601	13:05:50.850	8	Caterham 7 Sigma 135 1600
175	Neil FRASER	1:24.205	13:07:15.054	9	Caterham 7 Sigma 135 1600
175	Neil FRASER	1:24.113	13:08:39.167	10	Caterham 7 Sigma 135 1600
175	Neil FRASER	1:23.783	13:10:02.952	11	Caterham 7 Sigma 135 1600

Leader History

NO	NAME	FROM LAP	LAPS LED	DISTANCE	VEHICLE
175	Neil FRASER	1	1	1.94 miles	Caterham 7 Sigma 135 1600
10	James GILMOUR	2	14	27.70 miles	Caterham 7 Sigma 135 1600

Weather / Track : Drizzle / Damp

These results are provisional until the conclusion of any judicial and technical matters.

Donington Park National
Circuit Length = 1.9790 miles
Start: 12:53 Flag 13:14 End: 13:15

Clerk Of Course :		Timekeeper :
-------------------	--	--------------

Caterham Graduates - Sigma 150, 135, 125

RACE 12 - STATISTICS

CLASS : 125

2 Starters

Fastest Lap History

NO	NAME	LAP TIME	TIME OF DAY	LAP	VEHICLE
192	Matthew LEWIS	1:50.207	12:55:12.137	1	Caterham 7 Sigma 125 1600
192	Matthew LEWIS	1:36.036	12:56:48.174	2	Caterham 7 Sigma 125 1600
192	Matthew LEWIS	1:29.784	13:01:32.447	5	Caterham 7 Sigma 125 1600
192	Matthew LEWIS	1:26.948	13:02:59.396	6	Caterham 7 Sigma 125 1600
192	Matthew LEWIS	1:25.783	13:04:25.178	7	Caterham 7 Sigma 125 1600
192	Matthew LEWIS	1:24.394	13:05:49.572	8	Caterham 7 Sigma 125 1600
192	Matthew LEWIS	1:23.844	13:10:02.384	11	Caterham 7 Sigma 125 1600
192	Matthew LEWIS	1:23.164	13:11:25.546	12	Caterham 7 Sigma 125 1600

Leader History

NO	NAME	FROM LAP	LAPS LED	DISTANCE	VEHICLE
192	Matthew LEWIS	1	15	29.64 miles	Caterham 7 Sigma 125 1600

Weather / Track : Drizzle / Damp

These results are provisional until the conclusion of any judicial and technical matters.

Donington Park National
Circuit Length = 1.9790 miles
Start: 12:53 Flag 13:14 End: 13:15

Clerk Of Course :		Timekeeper :
-------------------	--	--------------

Caterham Graduates - Sigmax/Mega/Classic

RACE 17 - CLASSIFICATION

POS	NO	CL	PIC NAME	ENTRY	LAPS	TIME	GAP	DIFF	MPH	BEST	ON
1	5	SigMax	1 Samuel WILSON	Caterham 7 SigMax 1600	19	25:49.471			87.27	1:19.515	9
2	1	SigMax	2 Jamie ELLWOOD	Caterham 7 SigMax 1600	19	26:05.909	16.438	16.438	86.35	1:20.321	9
3	25	SigMax	3 Stephen CLARK	Caterham 7 SigMax 1600	19	26:06.182	16.711	0.273	86.34	1:20.161	17
4	93*	SigMax	4 Mike EVANS	Caterham 7 SigMax 1600	19	26:06.496	17.025	0.314	86.32	1:20.747	9
5	7*	SigMax	5 Steven MCMASTER	Caterham 7 SigMax 1600	19	26:07.268	17.797	0.772	86.28	1:19.942	9
6	16	SigMax	6 Simon GRIFFITHS	Caterham 7 SigMax 1600	19	26:07.529	18.058	0.261	86.27	1:19.668	11
7	44	SigMax	7 Charles ELLIOTT	Caterham 7 SigMax 1600	19	26:07.724	18.253	0.195	86.25	1:19.899	9
8	9	SigMax	8 Gareth CORDEY	Caterham 7 SigMax 1600	19	26:22.007	32.536	14.283	85.48	1:21.348	8
9	45	SigMax	9 Richard NOORDHOF	Caterham 7 SigMax 1600	19	26:26.920	37.449	4.913	85.21	1:20.979	11
10	41	SigMax	10 Adam CROFT	Caterham 7 SigMax 1600	19	26:27.406	37.935	0.486	85.19	1:19.860	11
11	19	SigMax	11 Andrew SAGAR	Caterham 7 SigMax 1600	19	26:31.272	41.801	3.866	84.98	1:21.976	15
12	33	SigMax	12 Ben WINROW	Caterham 7 SigMax 1600	19	26:33.794	44.323	2.522	84.84	1:20.772	10
13	71	SigMax	13 Paul BEGLEY	Caterham 7 SigMax 1600	19	26:33.985	44.514	0.191	84.83	1:21.195	11
14	6	SigMax	14 Glenn BURTENSHAW	Caterham 7 SigMax 1600	19	26:34.161	44.690	0.176	84.82	1:21.361	11
15	66	Mega	1 Luke TZOUROU	Caterham 7 Mega 1600	19	26:37.111	47.640	2.950	84.67	1:21.088	11
16	69	Mega	2 John BENFIELD	Caterham 7 Mega 1600	19	26:44.545	55.074	7.434	84.28	1:22.060	11
17	54	Mega	3 Kevin BARRETT	Caterham 7 Mega 1600	19	26:45.139	55.668	0.594	84.24	1:22.039	11
18	43	SigMax	15 Bronek MASOJADA	Caterham 7 SigMax 1600	19	26:48.707	59.236	3.568	84.06	1:21.234	10
19	29*	SigMax	16 Matthew DREW	Caterham 7 SigMax 1600	19	26:54.562	1:05.091	5.855	83.75	1:21.547	9
20	18	SigMax	17 Mark JONES	Caterham 7 SigMax 1600	19	27:15.659	1:26.188	21.097	82.67	1:23.033	8
21	55	Mega	4 Andy SKINNER	Caterham 7 Mega 1600	19	27:16.408	1:26.937	0.749	82.63	1:23.047	9
22	26	SigMax	18 Stephen ARNELL	Caterham 7 SigMax 1600	19	27:19.219	1:29.748	2.811	82.49	1:22.402	10
23	12	SigMax	19 Michael DOWNING	Caterham 7 SigMax 1600	18	25:53.591	1 Lap	1 Lap	82.45	1:23.483	12
24	59	Mega	5 Neil STURGESS	Caterham 7 Mega 1600	18	26:01.730	1 Lap	8.139	82.02	1:23.312	10
25	57	Mega	6 Christopher RAYMENT	Caterham 7 Mega 1600	18	26:02.777	1 Lap	1.047	81.97	1:24.388	10
26	63	Mega	7 Chris SAVAGE	Caterham 7 Mega 1600	18	26:33.866	1 Lap	31.089	80.37	1:25.384	11
27	82	Classic	1 Robin WEBB	Caterham 7 Classic 1600	17	26:22.484	2 Laps	1 Lap	76.45	1:30.047	5
28	88	Classic	2 Peter TATTERSALL	Caterham 7 Classic 1600	17	26:25.508	2 Laps	3.024	76.30	1:30.454	10
29	87	Classic	3 Trevor HARBER	Caterham 7 Classic 1600	17	26:25.924	2 Laps	0.416	76.28	1:30.879	10
30	85	Classic	4 Mark CARTER	Caterham 7 Classic 1600	17	26:30.092	2 Laps	4.168	76.08	1:29.524	4
31	95	Classic	5 Paul HAWKER	Caterham 7 Classic 1600	17	27:02.866	2 Laps	32.774	74.54	1:32.449	10
32	91	Classic	6 Darren GRAINGER	Caterham 7 Classic 1600	17	27:12.018	2 Laps	9.152	74.13	1:33.642	6
33	89	Classic	7 Michael SEGAL	Caterham 7 Classic 1600	17	27:12.831	2 Laps	0.813	74.09	1:33.496	7
34	98	Classic	8 Robert APPLETON	Caterham 7 Classic 1600	16	26:23.906	3 Laps	1 Lap	71.88	1:36.286	14
35	27	SigMax	20 Philip CLARKE	Caterham 7 SigMax 1600	16	26:37.032	3 Laps	13.126	71.29	1:35.194	8

FASTEST LAP

5	SigMax	Samuel WILSON	Caterham 7 SigMax 1600	9	1:19.515	89.60 mph	144.19 kph
66	Mega	Luke TZOUROU	Caterham 7 Mega 1600	11	1:21.088	87.86 mph	141.40 kph
85	Classic	Mark CARTER	Caterham 7 Classic 1600	4	1:29.524	79.58 mph	128.07 kph

* Car 7, 29 and 93 - Transponder working intermittently

Weather / Track : Cloudy / Wet

These results are provisional until the conclusion of any judicial and technical matters.

Donington Park National
Circuit Length = 1.9790 miles
Start: 16:09 Flag 16:34 End: 16:36

Clerk Of Course :	Timekeeper :
-------------------	--------------

Caterham Graduates - Sigmax/Mega/Classic

RACE 17 - LAP CHART

LAP 1 @ 16:10:36.047			LAP 2 @ 16:11:58.964			LAP 3 @ 16:13:22.316			LAP 4 @ 16:14:44.232			LAP 5 @ 16:16:05.361		
NO	BEHIND	LAP TIME	NO	BEHIND	LAP TIME	NO	BEHIND	LAP TIME	NO	BEHIND	LAP TIME	NO	BEHIND	LAP TIME
16		1:29.257	16		1:22.917	5		1:23.151	5		1:21.916	5		1:21.129
5	0.182	1:29.439	1	0.064	1:22.465	1	0.194	1:23.482	93	0.365	1:21.943	93	0.408	1:21.172
1	0.516	1:29.773	5	0.201	1:22.936	7	0.338	1:23.260	1	0.642	1:22.364	1	0.617	1:21.104
93	0.755	1:30.012	7	0.430	1:21.954	93	0.338	1:22.824	7	0.789	1:22.367	7	0.820	1:21.160
7	1.393	1:30.650	93	0.866	1:23.028	44	1.664	1:22.713	44	1.363	1:21.615	44	1.373	1:21.139
25	1.626	1:30.883	25	1.007	1:22.298	33	3.028	1:24.200	33	2.519	1:21.407	33	3.007	1:21.617
33	1.913	1:31.170	33	2.180	1:23.184	9	4.417	1:23.058	9	3.985	1:21.484	9	4.666	1:21.810
44	2.218	1:31.475	44	2.303	1:23.002	41	4.948	1:25.824	41	4.741	1:21.709	16	5.606	1:21.556
41	2.380	1:31.637	41	2.476	1:23.013	19	5.001	1:24.049	16	5.179	1:21.109	41	5.927	1:22.315
19	3.619	1:32.876	19	4.304	1:23.602	16	5.986	1:29.338	19	7.000	1:23.915	19	7.917	1:22.046
9	3.893	1:33.150	9	4.711	1:23.735	54	8.162	1:24.898	29	9.819	1:22.681	25	11.106	1:21.577
54	5.253	1:34.510	54	6.616	1:24.280	66	8.858	1:24.346	54	9.970	1:23.724	29	11.254	1:22.564
69	5.453	1:34.710	69	7.521	1:24.985	69	8.945	1:24.776	6	10.029	1:22.468	27	1 Lap	1:40.273
6	6.396	1:35.653	66	7.864	1:24.274	29	9.054	1:24.351	66	10.345	1:23.403	6	11.832	1:22.932
66	6.507	1:35.764	6	7.882	1:24.403	6	9.477	1:24.947	25	10.658	1:21.270	54	12.151	1:23.310
26	8.451	1:37.708	29	8.055	1:22.409	25	11.304	1:33.649	69	11.153	1:24.124	66	12.695	1:23.479
29	8.563	1:37.820	26	11.169	1:25.635	71	12.864	1:24.249	71	12.625	1:21.677	69	13.462	1:23.438
18	9.014	1:38.271	71	11.967	1:25.025	26	13.182	1:25.365	45	13.753	1:22.118	71	13.838	1:22.342
55	9.370	1:38.627	18	12.125	1:26.028	18	13.299	1:24.526	26	16.119	1:24.853	45	14.585	1:21.961
43	9.744	1:39.001	43	13.024	1:26.197	45	13.551	1:23.754	18	16.556	1:25.173	43	18.478	1:22.987
71	9.859	1:39.116	55	13.083	1:26.630	43	14.241	1:24.569	43	16.620	1:24.295	26	18.925	1:23.935
45	10.296	1:39.553	45	13.149	1:25.770	55	14.915	1:25.184	55	17.022	1:24.023	18	19.343	1:23.916
57	11.438	1:40.695	57	14.466	1:25.945	12	17.952	1:26.545	12	22.576	1:26.540	55	20.706	1:24.813
12	11.842	1:41.099	12	14.759	1:25.834	57	18.142	1:27.028	59	24.026	1:27.702	12	27.351	1:25.904
59	12.762	1:42.019	59	16.985	1:27.140	59	18.240	1:24.607	57	24.237	1:28.011	57	28.342	1:25.234
63	13.028	1:42.285	63	18.169	1:28.058	63	23.027	1:28.210	63	27.116	1:26.005	59	28.776	1:25.879
82	15.955	1:45.212	82	24.940	1:31.902	82	33.131	1:31.543	82	42.395	1:31.180	63	40.244	1:34.257
95	16.696	1:45.953	95	28.299	1:34.520	85	37.631	1:32.258	85	45.239	1:29.524	82	51.313	1:30.047
87	17.048	1:46.305	85	28.725	1:30.796	95	38.111	1:33.164	88	49.559	1:32.843	85	53.820	1:29.710
88	20.716	1:49.973	87	29.289	1:35.158	87	38.475	1:32.538	95	49.918	1:33.723	88	1:02.477	1:34.047
85	20.846	1:50.103	88	30.446	1:32.647	88	38.632	1:31.538	87	50.317	1:33.758	95	1:02.948	1:34.159
89	21.617	1:50.874	89	34.410	1:35.710	89	45.877	1:34.819	89	59.072	1:35.111	87	1:03.695	1:34.507
91	22.305	1:51.562	91	35.290	1:35.902	91	47.008	1:35.070	91	59.320	1:34.228	89	1:12.516	1:34.573
98	24.274	1:53.531	98	38.996	1:37.639	98	52.951	1:37.307	98	1:09.242	1:38.207	91	1:13.161	1:34.970
27	35.593	2:04.850	27	55.977	1:43.301	27	1:14.354	1:41.729						

Weather / Track : Cloudy / Wet

Donington Park National
Circuit Length = 1.9790 miles
Start: 16:09 Flag 16:34 End: 16:36

Caterham Graduates - Sigmax/Mega/Classic

RACE 17 - LAP CHART

LAP 6 @ 16:17:25.317			LAP 7 @ 16:18:45.413			LAP 8 @ 16:20:06.037			LAP 9 @ 16:21:25.552			LAP 10 @ 16:22:45.544		
NO	BEHIND	LAP TIME	NO	BEHIND	LAP TIME	NO	BEHIND	LAP TIME	NO	BEHIND	LAP TIME	NO	BEHIND	LAP TIME
5		1:19.956	5		1:20.096	5		1:20.624	5		1:19.515	5		1:19.992
1	1.570	1:20.909	1	2.799	1:21.325	1	3.388	1:21.213	82	1 Lap	1:30.822	93	5.671	1:20.859
93	1.855	1:21.403	93	3.130	1:21.371	93	3.572	1:21.066	1	4.194	1:20.321	1	5.809	1:21.607
7	2.012	1:21.148	7	3.894	1:21.978	7	5.002	1:21.732	93	4.804	1:20.747	7	5.955	1:20.518
44	2.253	1:20.836	44	4.159	1:22.002	85	1 Lap	1:34.881	7	5.429	1:19.942	44	6.341	1:20.217
16	7.501	1:21.851	89	1 Lap	1:33.911	44	5.732	1:22.197	44	6.116	1:19.899	16	8.171	1:20.416
9	8.204	1:23.494	91	1 Lap	1:33.642	88	1 Lap	1:32.096	16	7.747	1:20.425	25	15.543	1:20.411
41	8.604	1:22.633	16	7.511	1:20.106	16	6.837	1:19.950	9	14.499	1:23.212	82	1 Lap	1:32.951
98	1 Lap	1:41.889	41	9.517	1:21.009	87	1 Lap	1:32.454	41	14.601	1:23.576	41	16.323	1:21.714
19	11.247	1:23.286	9	10.078	1:21.970	95	1 Lap	1:33.868	25	15.124	1:21.257	9	16.906	1:22.399
25	12.613	1:21.463	19	13.430	1:22.279	41	10.540	1:21.647	85	1 Lap	1:31.769	19	21.921	1:22.640
6	15.139	1:23.263	25	13.493	1:20.976	9	10.802	1:21.348	88	1 Lap	1:31.562	45	25.484	1:21.727
29	15.497	1:24.199	6	18.676	1:23.633	25	13.382	1:20.513	87	1 Lap	1:31.348	29	27.165	1:24.025
66	15.624	1:22.885	29	19.298	1:23.897	19	15.209	1:22.403	19	19.273	1:23.579	71	27.532	1:24.615
71	16.085	1:22.203	71	19.751	1:23.762	89	1 Lap	1:33.496	95	1 Lap	1:33.200	6	27.646	1:24.261
54	16.593	1:24.398	66	19.912	1:24.384	91	1 Lap	1:34.257	71	22.909	1:21.722	66	28.611	1:24.240
45	16.843	1:22.214	45	20.269	1:23.522	71	20.702	1:21.575	29	23.132	1:21.547	85	1 Lap	1:31.940
69	17.312	1:23.806	54	20.616	1:24.119	29	21.100	1:22.426	6	23.377	1:21.694	69	30.052	1:24.512
43	22.714	1:24.192	69	20.904	1:23.688	6	21.198	1:23.146	45	23.749	1:21.564	88	1 Lap	1:32.392
26	22.929	1:23.960	33	25.757	1:22.771	45	21.700	1:22.055	66	24.363	1:21.880	33	30.502	1:20.772
33	23.082	1:40.031	43	26.150	1:23.532	66	21.998	1:22.710	69	25.532	1:22.553	87	1 Lap	1:32.264
18	24.067	1:24.680	26	27.421	1:24.588	54	22.296	1:22.304	54	26.172	1:23.391	54	31.105	1:24.925
55	26.109	1:25.359	18	28.519	1:24.548	69	22.494	1:22.214	33	29.722	1:22.197	43	31.597	1:21.234
27	1 Lap	1:37.522	98	1 Lap	1:39.077	33	27.040	1:21.907	43	30.355	1:22.503	26	35.416	1:22.402
12	33.362	1:25.967	55	29.466	1:23.453	43	27.367	1:21.841	26	33.006	1:22.880	95	1 Lap	1:34.500
57	34.082	1:25.696	12	40.106	1:26.840	26	29.641	1:22.844	89	1 Lap	1:35.327	18	40.098	1:24.416
59	34.544	1:25.724	57	40.336	1:26.350	18	30.928	1:23.033	18	35.674	1:24.261	55	40.676	1:24.555
63	47.864	1:27.576	59	40.556	1:26.108	55	32.581	1:23.739	91	1 Lap	1:35.130	89	1 Lap	1:34.940
82	1:01.758	1:30.401	27	1 Lap	1:35.710	12	44.478	1:24.996	55	36.113	1:23.047	91	1 Lap	1:34.735
85	1:11.468	1:37.604	63	53.853	1:26.085	57	44.896	1:25.184	12	49.455	1:24.492	12	53.438	1:23.975
88	1:14.513	1:31.992	82	1:12.299	1:30.637	98	1 Lap	1:36.658	57	50.314	1:24.933	59	53.741	1:23.312
87	1:15.137	1:31.398				59	45.313	1:25.381	59	50.421	1:24.623	57	54.710	1:24.388
95	1:16.070	1:33.078				63	59.854	1:26.625	98	1 Lap	1:36.408	63	1:13.351	1:27.443
						27	1 Lap	1:35.891	63	1:05.900	1:25.561	98	1 Lap	1:37.955
									27	1 Lap	1:35.194			

Weather / Track : Cloudy / Wet

Donington Park National
 Circuit Length = 1.9790 miles
 Start: 16:09 Flag 16:34 End: 16:36

Caterham Graduates - Sigmax/Mega/Classic

RACE 17 - LAP CHART

LAP 11 @ 16:24:06.004			LAP 12 @ 16:25:25.563			LAP 13 @ 16:26:46.542			LAP 14 @ 16:28:09.273			LAP 15 @ 16:29:30.194		
NO	BEHIND	LAP TIME	NO	BEHIND	LAP TIME	NO	BEHIND	LAP TIME	NO	BEHIND	LAP TIME	NO	BEHIND	LAP TIME
5		1:20.460	5		1:19.559	5		1:20.979	5		1:22.731	5		1:20.921
7	6.640	1:21.145	16	9.311	1:21.491	63	1 Lap	1:26.030	63	1 Lap	1:25.944	95	2 Laps	1:33.556
1	6.913	1:21.564	1	9.647	1:22.293	16	11.759	1:23.427	91	2 Laps	1:34.530	7	10.382	1:20.416
93	7.137	1:21.926	7	9.910	1:22.829	93	12.356	1:23.413	89	2 Laps	1:35.068	16	11.077	1:20.863
44	7.261	1:21.380	93	9.922	1:22.344	7	12.360	1:23.429	93	10.764	1:21.139	93	12.020	1:22.176
16	7.379	1:19.668	44	10.145	1:22.443	1	12.403	1:23.735	7	10.887	1:21.258	1	12.021	1:21.467
27	2 Laps	1:35.345	25	18.580	1:22.118	44	12.903	1:23.737	16	11.135	1:22.107	44	12.849	1:21.721
41	15.723	1:19.860	98	2 Laps	1:39.178	25	18.834	1:21.233	1	11.475	1:21.803	63	1 Lap	1:28.715
25	16.021	1:20.938	9	20.097	1:21.728	9	21.790	1:22.672	44	12.049	1:21.877	25	16.091	1:20.418
9	17.928	1:21.482	41	26.503	1:30.339	41	29.881	1:24.357	25	16.594	1:20.491	9	24.592	1:23.642
19	24.341	1:22.880	27	2 Laps	1:36.339	45	30.126	1:23.036	9	21.871	1:22.812	89	2 Laps	1:36.398
45	26.003	1:20.979	19	27.603	1:22.821	19	30.786	1:24.162	41	28.674	1:21.524	91	2 Laps	1:36.736
82	1 Lap	1:30.921	45	28.069	1:21.625	71	33.977	1:23.530	45	28.858	1:21.463	45	29.655	1:21.718
71	28.267	1:21.195	71	31.426	1:22.718	33	35.080	1:23.124	19	30.093	1:22.038	41	30.331	1:22.578
29	28.414	1:21.709	6	32.179	1:23.191	6	35.532	1:24.332	71	33.883	1:22.637	19	31.148	1:21.976
6	28.547	1:21.361	33	32.935	1:21.463	98	2 Laps	1:37.949	33	34.007	1:21.658	33	35.560	1:22.474
66	29.239	1:21.088	66	33.052	1:23.372	66	37.761	1:25.688	6	34.548	1:21.747	71	35.671	1:22.709
33	31.031	1:20.989	29	33.199	1:24.344	69	38.768	1:24.729	66	37.280	1:22.250	6	35.896	1:22.269
69	31.652	1:22.060	69	35.018	1:22.925	54	40.877	1:25.309	69	39.253	1:23.216	66	38.657	1:22.298
54	32.684	1:22.039	54	36.547	1:23.422	43	41.722	1:24.780	54	41.021	1:22.875	69	41.254	1:22.922
43	34.301	1:23.164	43	37.921	1:23.179	27	2 Laps	1:40.158	43	42.677	1:23.686	54	42.574	1:22.474
26	39.039	1:24.083	82	1 Lap	1:33.603	26	47.459	1:25.462	26	48.998	1:24.270	43	44.268	1:22.512
85	1 Lap	1:30.250	26	42.976	1:23.496	29	52.456	1:40.236	98	2 Laps	1:37.563	26	52.072	1:23.995
88	1 Lap	1:30.454	18	50.484	1:25.551	82	1 Lap	1:34.708	29	51.929	1:22.204	29	54.309	1:23.301
87	1 Lap	1:30.879	85	1 Lap	1:30.568	18	56.418	1:26.913	27	2 Laps	1:35.920	18	1:04.650	1:25.557
18	44.492	1:24.854	55	50.941	1:25.461	55	57.416	1:27.454	18	1:00.014	1:26.327	55	1:05.972	1:25.410
55	45.039	1:24.823	88	1 Lap	1:31.346	85	1 Lap	1:32.894	55	1:01.483	1:26.798	98	2 Laps	1:36.325
95	1 Lap	1:32.449	87	1 Lap	1:30.963	88	1 Lap	1:31.479	82	1 Lap	1:33.156	59	1:15.498	1:26.502
12	57.810	1:24.832	12	1:01.734	1:23.483	12	1:06.159	1:25.404	12	1:09.586	1:26.158	12	1:16.009	1:27.344
59	58.536	1:25.255	59	1:02.748	1:23.771	87	1 Lap	1:34.426	59	1:09.917	1:25.649	27	2 Laps	1:38.474
57	59.246	1:24.996	95	1 Lap	1:34.592	59	1:06.999	1:25.230	88	1 Lap	1:32.988	82	1 Lap	1:34.154
89	1 Lap	1:33.633	57	1:04.541	1:24.854	57	1:09.272	1:25.710	57	1:13.593	1:27.052	57	1:20.535	1:27.863
91	1 Lap	1:33.676	89	1 Lap	1:34.315	95	1 Lap	1:35.275	85	1 Lap	1:34.111			
63	1:18.275	1:25.384	91	1 Lap	1:33.875				87	1 Lap	1:32.147			

Weather / Track : Cloudy / Wet

Donington Park National
 Circuit Length = 1.9790 miles
 Start: 16:09 Flag 16:34 End: 16:36

Caterham Graduates - Sigmax/Mega/Classic

RACE 17 - LAP CHART

LAP 16 @ 16:30:52.578			LAP 17 @ 16:32:13.810			LAP 18 @ 16:33:34.487			LAP 19 @ 16:34:56.261		
NO	BEHIND	LAP TIME	NO	BEHIND	LAP TIME	NO	BEHIND	LAP TIME	NO	BEHIND	LAP TIME
5		1:22.384	5		1:21.232	5		1:20.677	5		1:21.774
88	2 Laps	1:32.915	57	1 Lap	1:25.715	12	1 Lap	1:24.447	12	1 Lap	1:25.869
85	2 Laps	1:32.818	82	2 Laps	1:33.208	57	1 Lap	1:26.757	59	1 Lap	1:34.856
87	2 Laps	1:31.249	27	3 Laps	1:36.179	93	13.940	1:21.291	57	1 Lap	1:26.366
16	11.646	1:22.953	88	2 Laps	1:31.051	1	14.325	1:21.871	1	16.438	1:23.887
93	11.757	1:22.121	16	12.925	1:22.511	16	14.698	1:22.450	25	16.711	1:22.661
1	12.094	1:22.457	85	2 Laps	1:30.848	98	3 Laps	1:36.609	93	17.025	1:24.858
44	13.167	1:22.702	1	13.131	1:22.269	44	15.211	1:22.023	7	17.797	1:24.122
7	13.223	1:25.225	93	13.326	1:22.801	7	15.449	1:21.979	16	18.058	1:25.134
25	15.578	1:21.871	87	2 Laps	1:31.254	25	15.824	1:21.994	44	18.253	1:24.816
63	1 Lap	1:26.495	44	13.865	1:21.930	82	2 Laps	1:31.810	9	32.536	1:27.607
95	2 Laps	1:37.109	7	14.147	1:22.156	88	2 Laps	1:31.702	82	2 Laps	1:36.229
9	25.060	1:22.852	25	14.507	1:20.161	87	2 Laps	1:31.069	98	3 Laps	1:41.325
45	30.592	1:23.321	63	1 Lap	1:25.742	9	26.703	1:21.835	88	2 Laps	1:34.483
41	31.369	1:23.422	9	25.545	1:21.717	27	3 Laps	1:37.523	87	2 Laps	1:34.207
19	32.580	1:23.816	45	31.319	1:21.959	85	2 Laps	1:34.726	45	37.449	1:27.386
89	2 Laps	1:35.396	41	33.048	1:22.911	63	1 Lap	1:25.798	41	37.935	1:26.001
71	37.811	1:24.524	19	34.820	1:23.472	45	31.837	1:21.195	85	2 Laps	1:35.292
6	37.820	1:24.308	71	38.948	1:22.369	41	33.708	1:21.337	19	41.801	1:26.694
33	37.885	1:24.709	33	39.286	1:22.633	19	36.881	1:22.738	33	44.323	1:25.437
91	2 Laps	1:35.871	95	2 Laps	1:37.220	33	40.660	1:22.051	63	1 Lap	1:37.653
66	39.131	1:22.858	6	39.421	1:22.833	71	41.045	1:22.774	71	44.514	1:25.243
69	42.438	1:23.568	66	39.808	1:21.909	6	41.301	1:22.557	6	44.690	1:25.163
54	43.354	1:23.164	69	44.189	1:22.983	66	41.581	1:22.450	27	3 Laps	1:42.624
43	48.116	1:26.232	54	45.471	1:23.349	69	48.363	1:24.851	66	47.640	1:27.833
26	53.710	1:24.022	43	50.642	1:23.758	54	48.532	1:23.738	69	55.074	1:28.485
29	54.295	1:22.370	89	2 Laps	1:36.131	43	53.646	1:23.681	54	55.668	1:28.910
18	1:08.054	1:25.788	91	2 Laps	1:35.781	95	2 Laps	1:35.065	43	59.236	1:27.364
55	1:08.800	1:25.212	26	55.159	1:22.681	29	59.273	1:24.697	29	1:05.091	1:27.592
59	1:16.874	1:23.760	29	55.253	1:22.190	26	59.553	1:25.071	95	2 Laps	1:41.435
12	1:17.487	1:23.862	18	1:12.083	1:25.261	91	2 Laps	1:34.088	91	2 Laps	1:37.965
98	2 Laps	1:36.286	55	1:12.450	1:24.882	89	2 Laps	1:34.887	89	2 Laps	1:38.242
			59	1:19.854	1:24.212	18	1:17.089	1:25.683	18	1:26.188	1:30.873
						55	1:17.676	1:25.903	55	1:26.937	1:31.035
									26	1:29.748	1:51.969

Weather / Track : Cloudy / Wet

Caterham Graduates - Sigmax/Mega/Classic

RACE 17 - LAP ANALYSIS

DIFF = Difference To Personal Best Lap

P1 5 Samuel WILSON				
LAP	LAP TIME	DIFF	MPH	TIME OF DAY
1 -	1:29.439	9.924	79.65	16:10:36.229
2 -	1:22.936	3.421	85.90	16:11:59.165
3 -	1:23.151	3.636	85.68	16:13:22.316
4 -	1:21.916	2.401	86.97	16:14:44.232
5 -	1:21.129	1.614	87.81	16:16:05.361
6 -	1:19.956 (3)	0.441	89.10	16:17:25.317
7 -	1:20.096	0.581	88.95	16:18:45.413
8 -	1:20.624	1.109	88.36	16:20:06.037
9 -	1:19.515 (1)		89.60	16:21:25.552
10 -	1:19.992	0.477	89.06	16:22:45.544
11 -	1:20.460	0.945	88.54	16:24:06.004
12 -	1:19.559 (2)	0.044	89.55	16:25:25.563
13 -	1:20.979	1.464	87.98	16:26:46.542
14 -	1:22.731	3.216	86.11	16:28:09.273
15 -	1:20.921	1.406	88.04	16:29:30.194
16 -	1:22.384	2.869	86.48	16:30:52.578
17 -	1:21.232	1.717	87.70	16:32:13.810
18 -	1:20.677	1.162	88.31	16:33:34.487
19 -	1:21.774	2.259	87.12	16:34:56.261

P2 1 Jamie ELLWOOD				
LAP	LAP TIME	DIFF	MPH	TIME OF DAY
1 -	1:29.773	9.452	79.36	16:10:36.563
2 -	1:22.465	2.144	86.39	16:11:59.028
3 -	1:23.482	3.161	85.34	16:13:22.510
4 -	1:22.364	2.043	86.50	16:14:44.874
5 -	1:21.104 (3)	0.783	87.84	16:16:05.978
6 -	1:20.909 (2)	0.588	88.05	16:17:26.887
7 -	1:21.325	1.004	87.60	16:18:48.212
8 -	1:21.213	0.892	87.72	16:20:09.425
9 -	1:20.321 (1)		88.70	16:21:29.746
10 -	1:21.607	1.286	87.30	16:22:51.353
11 -	1:21.564	1.243	87.35	16:24:12.917
12 -	1:22.293	1.972	86.57	16:25:35.210
13 -	1:23.735	3.414	85.08	16:26:58.945
14 -	1:21.803	1.482	87.09	16:28:20.748
15 -	1:21.467	1.146	87.45	16:29:42.215
16 -	1:22.457	2.136	86.40	16:31:04.672
17 -	1:22.269	1.948	86.60	16:32:26.941
18 -	1:21.871	1.550	87.02	16:33:48.812
19 -	1:23.887	3.566	84.93	16:35:12.699

P3 25 Stephen CLARK				
LAP	LAP TIME	DIFF	MPH	TIME OF DAY
1 -	1:30.883	10.722	78.39	16:10:37.673
2 -	1:22.298	2.137	86.57	16:11:59.971
3 -	1:33.649	13.488	76.07	16:13:33.620
4 -	1:21.270	1.109	87.66	16:14:54.890
5 -	1:21.577	1.416	87.33	16:16:16.467
6 -	1:21.463	1.302	87.45	16:17:37.930
7 -	1:20.976	0.815	87.98	16:18:58.906
8 -	1:20.513	0.352	88.49	16:20:19.419
9 -	1:21.257	1.096	87.68	16:21:40.676
10 -	1:20.411 (2)	0.250	88.60	16:23:01.087
11 -	1:20.938	0.777	88.02	16:24:22.025
12 -	1:22.118	1.957	86.76	16:25:44.143
13 -	1:21.233	1.072	87.70	16:27:05.376
14 -	1:20.491	0.330	88.51	16:28:25.867
15 -	1:20.418 (3)	0.257	88.59	16:29:46.285
16 -	1:21.871	1.710	87.02	16:31:08.156

DIFF = Difference To Personal Best Lap

17 -	1:20.161 (1)		88.87	16:32:28.317
18 -	1:21.994	1.833	86.89	16:33:50.311
19 -	1:22.661	2.500	86.19	16:35:12.972

P4 93 Mike EVANS				
LAP	LAP TIME	DIFF	MPH	TIME OF DAY
1 -	1:30.012	9.265	79.15	16:10:36.802
2 -	1:23.028	2.281	85.81	16:11:59.830
3 -	1:22.824	2.077	86.02	16:13:22.654
4 -	1:21.943	1.196	86.94	16:14:44.597
5 -	1:21.172	0.425	87.77	16:16:05.769
6 -	1:21.403	0.656	87.52	16:17:27.172
7 -	1:21.371	0.624	87.55	16:18:48.543
8 -	1:21.066 (3)	0.319	87.88	16:20:09.609
9 -	1:20.747 (1)		88.23	16:21:30.356
10 -	1:20.859 (2)	0.112	88.11	16:22:51.215
11 -	1:21.926	1.179	86.96	16:24:13.141
12 -	1:22.344	1.597	86.52	16:25:35.485
13 -	1:23.413	2.666	85.41	16:26:58.898
14 -	1:21.139	0.392	87.80	16:28:20.037
15 -	1:22.176	1.429	86.69	16:29:42.214
16 -	1:22.121	1.374	86.75	16:31:04.335
17 -	1:22.801	2.054	86.04	16:32:27.136
18 -	1:21.291	0.544	87.64	16:33:48.427
19 -	1:24.858	4.111	83.95	16:35:13.286

P5 7 Steven MCMASTER				
LAP	LAP TIME	DIFF	MPH	TIME OF DAY
1 -	1:30.650	10.708	78.59	16:10:37.440
2 -	1:21.954	2.012	86.93	16:11:59.394
3 -	1:23.260	3.318	85.57	16:13:22.654
4 -	1:22.367	2.425	86.49	16:14:45.021
5 -	1:21.160	1.218	87.78	16:16:06.181
6 -	1:21.148	1.206	87.79	16:17:27.329
7 -	1:21.978	2.036	86.90	16:18:49.307
8 -	1:21.732	1.790	87.17	16:20:11.039
9 -	1:19.942 (1)		89.12	16:21:30.981
10 -	1:20.518 (3)	0.576	88.48	16:22:51.499
11 -	1:21.145	1.203	87.80	16:24:12.644
12 -	1:22.829	2.887	86.01	16:25:35.473
13 -	1:23.429	3.487	85.39	16:26:58.902
14 -	1:21.258	1.316	87.67	16:28:20.160
15 -	1:20.416 (2)	0.474	88.59	16:29:40.576
16 -	1:25.225	5.283	83.59	16:31:05.801
17 -	1:22.156	2.214	86.72	16:32:27.957
18 -	1:21.979	2.037	86.90	16:33:49.936
19 -	1:24.122	4.180	84.69	16:35:14.058

P6 16 Simon GRIFFITHS				
LAP	LAP TIME	DIFF	MPH	TIME OF DAY
1 -	1:29.257	9.589	79.82	16:10:36.047
2 -	1:22.917	3.249	85.92	16:11:58.964
3 -	1:29.338	9.670	79.74	16:13:28.302
4 -	1:21.109	1.441	87.84	16:14:49.411
5 -	1:21.556	1.888	87.35	16:16:10.967
6 -	1:21.851	2.183	87.04	16:17:32.818
7 -	1:20.106 (3)	0.438	88.94	16:18:52.924
8 -	1:19.950 (2)	0.282	89.11	16:20:12.874
9 -	1:20.425	0.757	88.58	16:21:33.299
10 -	1:20.416	0.748	88.59	16:22:53.715
11 -	1:19.668 (1)		89.42	16:24:13.383
12 -	1:21.491	1.823	87.42	16:25:34.874

Weather / Track : Cloudy / Wet

Donington Park National
Circuit Length = 1.9790 miles
Start: 16:09 Flag 16:34 End: 16:36

Caterham Graduates - Sigmax/Mega/Classic

RACE 17 - LAP ANALYSIS

DIFF = Difference To Personal Best Lap

13 -	1:23.427	3.759	85.39	16:26:58.301
14 -	1:22.107	2.439	86.77	16:28:20.408
15 -	1:20.863	1.195	88.10	16:29:41.271
16 -	1:22.953	3.285	85.88	16:31:04.224
17 -	1:22.511	2.843	86.34	16:32:26.735
18 -	1:22.450	2.782	86.41	16:33:49.185
19 -	1:25.134	5.466	83.68	16:35:14.319

P7 44 Charles ELLIOTT

LAP	LAP TIME	DIFF	MPH	TIME OF DAY
1 -	1:31.475	11.576	77.88	16:10:38.265
2 -	1:23.002	3.103	85.83	16:12:01.267
3 -	1:22.713	2.814	86.13	16:13:23.980
4 -	1:21.615	1.716	87.29	16:14:45.595
5 -	1:21.139	1.240	87.80	16:16:06.734
6 -	1:20.836 (3)	0.937	88.13	16:17:27.570
7 -	1:22.002	2.103	86.88	16:18:49.572
8 -	1:22.197	2.298	86.67	16:20:11.769
9 -	1:19.899 (1)		89.17	16:21:31.668
10 -	1:20.217 (2)	0.318	88.81	16:22:51.885
11 -	1:21.380	1.481	87.54	16:24:13.265
12 -	1:22.443	2.544	86.41	16:25:35.708
13 -	1:23.737	3.838	85.08	16:26:59.445
14 -	1:21.877	1.978	87.01	16:28:21.322
15 -	1:21.721	1.822	87.18	16:29:43.043
16 -	1:22.702	2.803	86.14	16:31:05.745
17 -	1:21.930	2.031	86.96	16:32:27.675
18 -	1:22.023	2.124	86.86	16:33:49.698
19 -	1:24.816	4.917	84.00	16:35:14.514

P8 9 Gareth CORDEY

LAP	LAP TIME	DIFF	MPH	TIME OF DAY
1 -	1:33.150	11.802	76.48	16:10:39.940
2 -	1:23.735	2.387	85.08	16:12:03.675
3 -	1:23.058	1.710	85.77	16:13:26.733
4 -	1:21.484 (3)	0.136	87.43	16:14:48.217
5 -	1:21.810	0.462	87.08	16:16:10.027
6 -	1:23.494	2.146	85.33	16:17:33.521
7 -	1:21.970	0.622	86.91	16:18:55.491
8 -	1:21.348 (1)		87.58	16:20:16.839
9 -	1:23.212	1.864	85.62	16:21:40.051
10 -	1:22.399	1.051	86.46	16:23:02.450
11 -	1:21.482 (2)	0.134	87.43	16:24:23.932
12 -	1:21.728	0.380	87.17	16:25:45.660
13 -	1:22.672	1.324	86.17	16:27:08.332
14 -	1:22.812	1.464	86.03	16:28:31.144
15 -	1:23.642	2.294	85.18	16:29:54.786
16 -	1:22.852	1.504	85.99	16:31:17.638
17 -	1:21.717	0.369	87.18	16:32:39.355
18 -	1:21.835	0.487	87.06	16:34:01.190
19 -	1:27.607	6.259	81.32	16:35:28.797

P9 45 Richard NOORDHOF

LAP	LAP TIME	DIFF	MPH	TIME OF DAY
1 -	1:39.553	18.574	71.56	16:10:46.343
2 -	1:25.770	4.791	83.06	16:12:12.113
3 -	1:23.754	2.775	85.06	16:13:35.867
4 -	1:22.118	1.139	86.76	16:14:57.985
5 -	1:21.961	0.982	86.92	16:16:19.946
6 -	1:22.214	1.235	86.65	16:17:42.160
7 -	1:23.522	2.543	85.30	16:19:05.682
8 -	1:22.055	1.076	86.82	16:20:27.737

DIFF = Difference To Personal Best Lap

9 -	1:21.564	0.585	87.35	16:21:49.301
10 -	1:21.727	0.748	87.17	16:23:11.028
11 -	1:20.979 (1)		87.98	16:24:32.007
12 -	1:21.625	0.646	87.28	16:25:53.632
13 -	1:23.036	2.057	85.80	16:27:16.668
14 -	1:21.463 (3)	0.484	87.45	16:28:38.131
15 -	1:21.718	0.739	87.18	16:29:59.849
16 -	1:23.321	2.342	85.50	16:31:23.170
17 -	1:21.959	0.980	86.92	16:32:45.129
18 -	1:21.195 (2)	0.216	87.74	16:34:06.324
19 -	1:27.386	6.407	81.53	16:35:33.710

P10 41 Adam CROFT

LAP	LAP TIME	DIFF	MPH	TIME OF DAY
1 -	1:31.637	11.777	77.74	16:10:38.427
2 -	1:23.013	3.153	85.82	16:12:01.440
3 -	1:25.824	5.964	83.01	16:13:27.264
4 -	1:21.709	1.849	87.19	16:14:48.973
5 -	1:22.315	2.455	86.55	16:16:11.288
6 -	1:22.633	2.773	86.22	16:17:33.921
7 -	1:21.009 (2)	1.149	87.94	16:18:54.930
8 -	1:21.647	1.787	87.26	16:20:16.577
9 -	1:23.576	3.716	85.24	16:21:40.153
10 -	1:21.714	1.854	87.18	16:23:01.867
11 -	1:19.860 (1)		89.21	16:24:21.727
12 -	1:30.339	10.479	78.86	16:25:52.066
13 -	1:24.357	4.497	84.45	16:27:16.423
14 -	1:21.524	1.664	87.39	16:28:37.947
15 -	1:22.578	2.718	86.27	16:30:00.525
16 -	1:23.422	3.562	85.40	16:31:23.947
17 -	1:22.911	3.051	85.93	16:32:46.858
18 -	1:21.337 (3)	1.477	87.59	16:34:08.195
19 -	1:26.001	6.141	82.84	16:35:34.196

P11 19 Andrew SAGAR

LAP	LAP TIME	DIFF	MPH	TIME OF DAY
1 -	1:32.876	10.900	76.71	16:10:39.666
2 -	1:23.602	1.626	85.22	16:12:03.268
3 -	1:24.049	2.073	84.76	16:13:27.317
4 -	1:23.915	1.939	84.90	16:14:51.232
5 -	1:22.046 (3)	0.070	86.83	16:16:13.278
6 -	1:23.286	1.310	85.54	16:17:36.564
7 -	1:22.279	0.303	86.59	16:18:58.843
8 -	1:22.403	0.427	86.46	16:20:21.246
9 -	1:23.579	1.603	85.24	16:21:44.825
10 -	1:22.640	0.664	86.21	16:23:07.465
11 -	1:22.880	0.904	85.96	16:24:30.345
12 -	1:22.821	0.845	86.02	16:25:53.166
13 -	1:24.162	2.186	84.65	16:27:17.328
14 -	1:22.038 (2)	0.062	86.84	16:28:39.366
15 -	1:21.976 (1)		86.91	16:30:01.342
16 -	1:23.816	1.840	85.00	16:31:25.158
17 -	1:23.472	1.496	85.35	16:32:48.630
18 -	1:22.738	0.762	86.11	16:34:11.368
19 -	1:26.694	4.718	82.18	16:35:38.062

P12 33 Ben WINROW

LAP	LAP TIME	DIFF	MPH	TIME OF DAY
1 -	1:31.170	10.398	78.14	16:10:37.960
2 -	1:23.184	2.412	85.64	16:12:01.144
3 -	1:24.200	3.428	84.61	16:13:25.344
4 -	1:21.407 (3)	0.635	87.51	16:14:46.751

Weather / Track : Cloudy / Wet

Donington Park National
Circuit Length = 1.9790 miles
Start: 16:09 Flag 16:34 End: 16:36

Caterham Graduates - Sigmax/Mega/Classic

RACE 17 - LAP ANALYSIS

DIFF = Difference To Personal Best Lap

5 -	1:21.617	0.845	87.29	16:16:08.368
6 -	1:40.031	19.259	71.22	16:17:48.399
7 -	1:22.771	1.999	86.07	16:19:11.170
8 -	1:21.907	1.135	86.98	16:20:33.077
9 -	1:22.197	1.425	86.67	16:21:55.274
10 -	1:20.772 (1)		88.20	16:23:16.046
11 -	1:20.989 (2)	0.217	87.97	16:24:37.035
12 -	1:21.463	0.691	87.45	16:25:58.498
13 -	1:23.124	2.352	85.71	16:27:21.622
14 -	1:21.658	0.886	87.24	16:28:43.280
15 -	1:22.474	1.702	86.38	16:30:05.754
16 -	1:24.709	3.937	84.10	16:31:30.463
17 -	1:22.633	1.861	86.22	16:32:53.096
18 -	1:22.051	1.279	86.83	16:34:15.147
19 -	1:25.437	4.665	83.39	16:35:40.584

P13 71 Paul BEGLEY

LAP	LAP TIME	DIFF	MPH	TIME OF DAY
1 -	1:39.116	17.921	71.88	16:10:45.906
2 -	1:25.025	3.830	83.79	16:12:10.931
3 -	1:24.249	3.054	84.56	16:13:35.180
4 -	1:21.677 (3)	0.482	87.22	16:14:56.857
5 -	1:22.342	1.147	86.52	16:16:19.199
6 -	1:22.203	1.008	86.67	16:17:41.402
7 -	1:23.762	2.567	85.05	16:19:05.164
8 -	1:21.575 (2)	0.380	87.33	16:20:26.739
9 -	1:21.722	0.527	87.18	16:21:48.461
10 -	1:24.615	3.420	84.20	16:23:13.076
11 -	1:21.195 (1)		87.74	16:24:34.271
12 -	1:22.718	1.523	86.13	16:25:56.989
13 -	1:23.530	2.335	85.29	16:27:20.519
14 -	1:22.637	1.442	86.21	16:28:43.156
15 -	1:22.709	1.514	86.14	16:30:05.865
16 -	1:24.524	3.329	84.29	16:31:30.389
17 -	1:22.369	1.174	86.49	16:32:52.758
18 -	1:22.774	1.579	86.07	16:34:15.532
19 -	1:25.243	4.048	83.58	16:35:40.775

P14 6 Glenn BURTEASHAW

LAP	LAP TIME	DIFF	MPH	TIME OF DAY
1 -	1:35.653	14.292	74.48	16:10:42.443
2 -	1:24.403	3.042	84.41	16:12:06.846
3 -	1:24.947	3.586	83.87	16:13:31.793
4 -	1:22.468	1.107	86.39	16:14:54.261
5 -	1:22.932	1.571	85.90	16:16:17.193
6 -	1:23.263	1.902	85.56	16:17:40.456
7 -	1:23.633	2.272	85.18	16:19:04.089
8 -	1:23.146	1.785	85.68	16:20:27.235
9 -	1:21.694 (2)	0.333	87.21	16:21:48.929
10 -	1:24.261	2.900	84.55	16:23:13.190
11 -	1:21.361 (1)		87.56	16:24:34.551
12 -	1:23.191	1.830	85.64	16:25:57.742
13 -	1:24.332	2.971	84.48	16:27:22.074
14 -	1:21.747 (3)	0.386	87.15	16:28:43.821
15 -	1:22.269	0.908	86.60	16:30:06.090
16 -	1:24.308	2.947	84.50	16:31:30.398
17 -	1:22.833	1.472	86.01	16:32:53.231
18 -	1:22.557	1.196	86.29	16:34:15.788
19 -	1:25.163	3.802	83.65	16:35:40.951

DIFF = Difference To Personal Best Lap

P15 66 Luke TZOUROU				
LAP	LAP TIME	DIFF	MPH	TIME OF DAY
1 -	1:35.764	14.676	74.39	16:10:42.554
2 -	1:24.274	3.186	84.54	16:12:06.828
3 -	1:24.346	3.258	84.46	16:13:31.174
4 -	1:23.403	2.315	85.42	16:14:54.577
5 -	1:23.479	2.391	85.34	16:16:18.056
6 -	1:22.885	1.797	85.95	16:17:40.941
7 -	1:24.384	3.296	84.43	16:19:05.325
8 -	1:22.710	1.622	86.14	16:20:28.035
9 -	1:21.880 (2)	0.792	87.01	16:21:49.915
10 -	1:24.240	3.152	84.57	16:23:14.155
11 -	1:21.088 (1)		87.86	16:24:35.243
12 -	1:23.372	2.284	85.45	16:25:58.615
13 -	1:25.688	4.600	83.14	16:27:24.303
14 -	1:22.250	1.162	86.62	16:28:46.553
15 -	1:22.298	1.210	86.57	16:30:08.851
16 -	1:22.858	1.770	85.98	16:31:31.709
17 -	1:21.909 (3)	0.821	86.98	16:32:53.618
18 -	1:22.450	1.362	86.41	16:34:16.068
19 -	1:27.833	6.745	81.11	16:35:43.901

P16 69 John BENFIELD

LAP	LAP TIME	DIFF	MPH	TIME OF DAY
1 -	1:34.710	12.650	75.22	16:10:41.500
2 -	1:24.985	2.925	83.83	16:12:06.485
3 -	1:24.776	2.716	84.04	16:13:31.261
4 -	1:24.124	2.064	84.69	16:14:55.385
5 -	1:23.438	1.378	85.38	16:16:18.823
6 -	1:23.806	1.746	85.01	16:17:42.629
7 -	1:23.688	1.628	85.13	16:19:06.317
8 -	1:22.214 (2)	0.154	86.65	16:20:28.531
9 -	1:22.553 (3)	0.493	86.30	16:21:51.084
10 -	1:24.512	2.452	84.30	16:23:15.596
11 -	1:22.060 (1)		86.82	16:24:37.656
12 -	1:22.925	0.865	85.91	16:26:00.581
13 -	1:24.729	2.669	84.08	16:27:25.310
14 -	1:23.216	1.156	85.61	16:28:48.526
15 -	1:22.922	0.862	85.91	16:30:11.448
16 -	1:23.568	1.508	85.25	16:31:35.016
17 -	1:22.983	0.923	85.85	16:32:57.999
18 -	1:24.851	2.791	83.96	16:34:22.850
19 -	1:28.485	6.425	80.51	16:35:51.335

P17 54 Kevin BARRETT

LAP	LAP TIME	DIFF	MPH	TIME OF DAY
1 -	1:34.510	12.471	75.38	16:10:41.300
2 -	1:24.280	2.241	84.53	16:12:05.580
3 -	1:24.898	2.859	83.92	16:13:30.478
4 -	1:23.724	1.685	85.09	16:14:54.202
5 -	1:23.310	1.271	85.51	16:16:17.512
6 -	1:24.398	2.359	84.41	16:17:41.910
7 -	1:24.119	2.080	84.69	16:19:06.029
8 -	1:22.304 (2)	0.265	86.56	16:20:28.333
9 -	1:23.391	1.352	85.43	16:21:51.724
10 -	1:24.925	2.886	83.89	16:23:16.649
11 -	1:22.039 (1)		86.84	16:24:38.688
12 -	1:23.422	1.383	85.40	16:26:02.110
13 -	1:25.309	3.270	83.51	16:27:27.419
14 -	1:22.875	0.836	85.96	16:28:50.294
15 -	1:22.474 (3)	0.435	86.38	16:30:12.768
16 -	1:23.164	1.125	85.66	16:31:35.932

Donington Park National
Circuit Length = 1.9790 miles
Start: 16:09 Flag 16:34 End: 16:36

Weather / Track : Cloudy / Wet

Caterham Graduates - Sigmax/Mega/Classic

RACE 17 - LAP ANALYSIS

DIFF = Difference To Personal Best Lap

17 -	1:23.349	1.310	85.47	16:32:59.281
18 -	1:23.738	1.699	85.08	16:34:23.019
19 -	1:28.910	6.871	80.13	16:35:51.929

P18 43 Bronek MASOJADA

LAP	LAP TIME	DIFF	MPH	TIME OF DAY
1 -	1:39.001	17.767	71.96	16:10:45.791
2 -	1:26.197	4.963	82.65	16:12:11.988
3 -	1:24.569	3.335	84.24	16:13:36.557
4 -	1:24.295	3.061	84.52	16:15:00.852
5 -	1:22.987	1.753	85.85	16:16:23.839
6 -	1:24.192	2.958	84.62	16:17:48.031
7 -	1:23.532	2.298	85.29	16:19:11.563
8 -	1:21.841 (2)	0.607	87.05	16:20:33.404
9 -	1:22.503 (3)	1.269	86.35	16:21:55.907
10 -	1:21.234 (1)		87.70	16:23:17.141
11 -	1:23.164	1.930	85.66	16:24:40.305
12 -	1:23.179	1.945	85.65	16:26:03.484
13 -	1:24.780	3.546	84.03	16:27:28.264
14 -	1:23.686	2.452	85.13	16:28:51.950
15 -	1:22.512	1.278	86.34	16:30:14.462
16 -	1:26.232	4.998	82.62	16:31:40.694
17 -	1:23.758	2.524	85.06	16:33:04.452
18 -	1:23.681	2.447	85.14	16:34:28.133
19 -	1:27.364	6.130	81.55	16:35:55.497

P19 29 Matthew DREW

LAP	LAP TIME	DIFF	MPH	TIME OF DAY
1 -	1:37.820	16.273	72.83	16:10:44.610
2 -	1:22.409	0.862	86.45	16:12:07.019
3 -	1:24.351	2.804	84.46	16:13:31.370
4 -	1:22.681	1.134	86.17	16:14:54.051
5 -	1:22.564	1.017	86.29	16:16:16.615
6 -	1:24.199	2.652	84.61	16:17:40.814
7 -	1:23.897	2.350	84.92	16:19:04.711
8 -	1:22.426	0.879	86.43	16:20:27.137
9 -	1:21.547 (1)		87.36	16:21:48.684
10 -	1:24.025	2.478	84.79	16:23:12.709
11 -	1:21.709 (2)	0.162	87.19	16:24:34.418
12 -	1:24.344	2.797	84.47	16:25:58.762
13 -	1:40.236	18.689	71.07	16:27:38.998
14 -	1:22.204	0.657	86.67	16:29:01.202
15 -	1:23.301	1.754	85.52	16:30:24.503
16 -	1:22.370	0.823	86.49	16:31:46.873
17 -	1:22.190 (3)	0.643	86.68	16:33:09.063
18 -	1:24.697	3.150	84.11	16:34:33.760
19 -	1:27.592	6.045	81.33	16:36:01.352

P20 18 Mark JONES

LAP	LAP TIME	DIFF	MPH	TIME OF DAY
1 -	1:38.271	15.238	72.49	16:10:45.061
2 -	1:26.028	2.995	82.81	16:12:11.089
3 -	1:24.526	1.493	84.28	16:13:35.615
4 -	1:25.173	2.140	83.64	16:15:00.788
5 -	1:23.916 (2)	0.883	84.90	16:16:24.704
6 -	1:24.680	1.647	84.13	16:17:49.384
7 -	1:24.548	1.515	84.26	16:19:13.932
8 -	1:23.033 (1)		85.80	16:20:36.965
9 -	1:24.261 (3)	1.228	84.55	16:22:01.226
10 -	1:24.416	1.383	84.39	16:23:25.642
11 -	1:24.854	1.821	83.96	16:24:50.496
12 -	1:25.551	2.518	83.27	16:26:16.047

DIFF = Difference To Personal Best Lap

13 -	1:26.913	3.880	81.97	16:27:42.960
14 -	1:26.327	3.294	82.53	16:29:09.287
15 -	1:25.557	2.524	83.27	16:30:34.844
16 -	1:25.788	2.755	83.04	16:32:00.632
17 -	1:25.261	2.228	83.56	16:33:25.893
18 -	1:25.683	2.650	83.15	16:34:51.576
19 -	1:30.873	7.840	78.40	16:36:22.449

P21 55 Andy SKINNER

LAP	LAP TIME	DIFF	MPH	TIME OF DAY
1 -	1:38.627	15.580	72.23	16:10:45.417
2 -	1:26.630	3.583	82.24	16:12:12.047
3 -	1:25.184	2.137	83.63	16:13:37.231
4 -	1:24.023	0.976	84.79	16:15:01.254
5 -	1:24.813	1.766	84.00	16:16:26.067
6 -	1:25.359	2.312	83.46	16:17:51.426
7 -	1:23.453 (2)	0.406	85.37	16:19:14.879
8 -	1:23.739 (3)	0.692	85.08	16:20:38.618
9 -	1:23.047 (1)		85.79	16:22:01.665
10 -	1:24.555	1.508	84.26	16:23:26.220
11 -	1:24.823	1.776	83.99	16:24:51.043
12 -	1:25.461	2.414	83.36	16:26:16.504
13 -	1:27.454	4.407	81.46	16:27:43.958
14 -	1:26.798	3.751	82.08	16:29:10.756
15 -	1:25.410	2.363	83.41	16:30:36.166
16 -	1:25.212	2.165	83.61	16:32:01.378
17 -	1:24.882	1.835	83.93	16:33:26.260
18 -	1:25.903	2.856	82.93	16:34:52.163
19 -	1:31.035	7.988	78.26	16:36:23.198

P22 26 Stephen ARNELL

LAP	LAP TIME	DIFF	MPH	TIME OF DAY
1 -	1:37.708	15.306	72.91	16:10:44.498
2 -	1:25.635	3.233	83.19	16:12:10.133
3 -	1:25.365	2.963	83.46	16:13:35.498
4 -	1:24.853	2.451	83.96	16:15:00.351
5 -	1:23.935	1.533	84.88	16:16:24.286
6 -	1:23.960	1.558	84.85	16:17:48.246
7 -	1:24.588	2.186	84.22	16:19:12.834
8 -	1:22.844 (3)	0.442	86.00	16:20:35.678
9 -	1:22.880	0.478	85.96	16:21:58.558
10 -	1:22.402 (1)		86.46	16:23:20.960
11 -	1:24.083	1.681	84.73	16:24:45.043
12 -	1:23.496	1.094	85.32	16:26:08.539
13 -	1:25.462	3.060	83.36	16:27:34.001
14 -	1:24.270	1.868	84.54	16:28:58.271
15 -	1:23.995	1.593	84.82	16:30:22.266
16 -	1:24.022	1.620	84.79	16:31:46.288
17 -	1:22.681 (2)	0.279	86.17	16:33:08.969
18 -	1:25.071	2.669	83.74	16:34:34.040
19 -	1:51.969	29.567	63.63	16:36:26.009

P23 12 Michael DOWNING

LAP	LAP TIME	DIFF	MPH	TIME OF DAY
1 -	1:41.099	17.616	70.47	16:10:47.889
2 -	1:25.834	2.351	83.00	16:12:13.723
3 -	1:26.545	3.062	82.32	16:13:40.268
4 -	1:26.540	3.057	82.32	16:15:06.808
5 -	1:25.904	2.421	82.93	16:16:32.712
6 -	1:25.967	2.484	82.87	16:17:58.679
7 -	1:26.840	3.357	82.04	16:19:25.519
8 -	1:24.996	1.513	83.82	16:20:50.515

Donington Park National
 Circuit Length = 1.9790 miles
 Start: 16:09 Flag 16:34 End: 16:36

Weather / Track : Cloudy / Wet

Caterham Graduates - Sigmax/Mega/Classic

RACE 17 - LAP ANALYSIS

DIFF = Difference To Personal Best Lap

9 -	1:24.492	1.009	84.32	16:22:15.007
10 -	1:23.975 (3)	0.492	84.84	16:23:38.982
11 -	1:24.832	1.349	83.98	16:25:03.814
12 -	1:23.483 (1)		85.34	16:26:27.297
13 -	1:25.404	1.921	83.42	16:27:52.701
14 -	1:26.158	2.675	82.69	16:29:18.859
15 -	1:27.344	3.861	81.56	16:30:46.203
16 -	1:23.862 (2)	0.379	84.95	16:32:10.065
17 -	1:24.447	0.964	84.36	16:33:34.512
18 -	1:25.869	2.386	82.97	16:35:00.381

P24 59 Neil STURGESS

LAP	LAP TIME	DIFF	MPH	TIME OF DAY
1 -	1:42.019	18.707	69.83	16:10:48.809
2 -	1:27.140	3.828	81.76	16:12:15.949
3 -	1:24.607	1.295	84.20	16:13:40.556
4 -	1:27.702	4.390	81.23	16:15:08.258
5 -	1:25.879	2.567	82.96	16:16:34.137
6 -	1:25.724	2.412	83.11	16:17:59.861
7 -	1:26.108	2.796	82.74	16:19:25.969
8 -	1:25.381	2.069	83.44	16:20:51.350
9 -	1:24.623	1.311	84.19	16:22:15.973
10 -	1:23.312 (1)		85.51	16:23:39.285
11 -	1:25.255	1.943	83.56	16:25:04.540
12 -	1:23.771 (3)	0.459	85.04	16:26:28.311
13 -	1:25.230	1.918	83.59	16:27:53.541
14 -	1:25.649	2.337	83.18	16:29:19.190
15 -	1:26.502	3.190	82.36	16:30:45.692
16 -	1:23.760 (2)	0.448	85.06	16:32:09.452
17 -	1:24.212	0.900	84.60	16:33:33.664
18 -	1:34.856	11.544	75.11	16:35:08.520

P25 57 Christopher RAYMENT

LAP	LAP TIME	DIFF	MPH	TIME OF DAY
1 -	1:40.695	16.307	70.75	16:10:47.485
2 -	1:25.945	1.557	82.89	16:12:13.430
3 -	1:27.028	2.640	81.86	16:13:40.458
4 -	1:28.011	3.623	80.95	16:15:08.469
5 -	1:25.234	0.846	83.58	16:16:33.703
6 -	1:25.696	1.308	83.13	16:17:59.399
7 -	1:26.350	1.962	82.50	16:19:25.749
8 -	1:25.184	0.796	83.63	16:20:50.933
9 -	1:24.933 (3)	0.545	83.88	16:22:15.866
10 -	1:24.388 (1)		84.42	16:23:40.254
11 -	1:24.996	0.608	83.82	16:25:05.250
12 -	1:24.854 (2)	0.466	83.96	16:26:30.104
13 -	1:25.710	1.322	83.12	16:27:55.814
14 -	1:27.052	2.664	81.84	16:29:22.866
15 -	1:27.863	3.475	81.08	16:30:50.729
16 -	1:25.715	1.327	83.12	16:32:16.444
17 -	1:26.757	2.369	82.12	16:33:43.201
18 -	1:26.366	1.978	82.49	16:35:09.567

P26 63 Chris SAVAGE

LAP	LAP TIME	DIFF	MPH	TIME OF DAY
1 -	1:42.285	16.901	69.65	16:10:49.075
2 -	1:28.058	2.674	80.90	16:12:17.133
3 -	1:28.210	2.826	80.76	16:13:45.343
4 -	1:26.005	0.621	82.83	16:15:11.348
5 -	1:34.257	8.873	75.58	16:16:45.605
6 -	1:27.576	2.192	81.35	16:18:13.181
7 -	1:26.085	0.701	82.76	16:19:39.266

DIFF = Difference To Personal Best Lap

8 -	1:26.625	1.241	82.24	16:21:05.891
9 -	1:25.561 (2)	0.177	83.26	16:22:31.452
10 -	1:27.443	2.059	81.47	16:23:58.895
11 -	1:25.384 (1)		83.44	16:25:24.279
12 -	1:26.030	0.646	82.81	16:26:50.309
13 -	1:25.944	0.560	82.89	16:28:16.253
14 -	1:28.715	3.331	80.30	16:29:44.968
15 -	1:26.495	1.111	82.37	16:31:11.463
16 -	1:25.742 (3)	0.358	83.09	16:32:37.205
17 -	1:25.798	0.414	83.03	16:34:03.003
18 -	1:37.653	12.269	72.95	16:35:40.656

P27 82 Robin WEBB

LAP	LAP TIME	DIFF	MPH	TIME OF DAY
1 -	1:45.212	15.165	67.71	16:10:52.002
2 -	1:31.902	1.855	77.52	16:12:23.904
3 -	1:31.543	1.496	77.82	16:13:55.447
4 -	1:31.180	1.133	78.13	16:15:26.627
5 -	1:30.047 (1)		79.12	16:16:56.674
6 -	1:30.401 (2)	0.354	78.81	16:18:27.075
7 -	1:30.637 (3)	0.590	78.60	16:19:57.712
8 -	1:30.822	0.775	78.44	16:21:28.534
9 -	1:32.951	2.904	76.64	16:23:01.485
10 -	1:30.921	0.874	78.36	16:24:32.406
11 -	1:33.603	3.556	76.11	16:26:06.009
12 -	1:34.708	4.661	75.22	16:27:40.717
13 -	1:33.156	3.109	76.48	16:29:13.873
14 -	1:34.154	4.107	75.67	16:30:48.027
15 -	1:33.208	3.161	76.43	16:32:21.235
16 -	1:31.810	1.763	77.60	16:33:53.045
17 -	1:36.229	6.182	74.03	16:35:29.274

P28 88 Peter TATTERSALL

LAP	LAP TIME	DIFF	MPH	TIME OF DAY
1 -	1:49.973	19.519	64.78	16:10:56.763
2 -	1:32.647	2.193	76.90	16:12:29.410
3 -	1:31.538	1.084	77.83	16:14:00.948
4 -	1:32.843	2.389	76.73	16:15:33.791
5 -	1:34.047	3.593	75.75	16:17:07.838
6 -	1:31.992	1.538	77.44	16:18:39.830
7 -	1:32.096	1.642	77.36	16:20:11.926
8 -	1:31.562	1.108	77.81	16:21:43.488
9 -	1:32.392	1.938	77.11	16:23:15.880
10 -	1:30.454 (1)		78.76	16:24:46.334
11 -	1:31.346 (3)	0.892	77.99	16:26:17.680
12 -	1:31.479	1.025	77.88	16:27:49.159
13 -	1:32.988	2.534	76.61	16:29:22.147
14 -	1:32.915	2.461	76.67	16:30:55.062
15 -	1:31.051 (2)	0.597	78.24	16:32:26.113
16 -	1:31.702	1.248	77.69	16:33:57.815
17 -	1:34.483	4.029	75.40	16:35:32.298

P29 87 Trevor HARBUR

LAP	LAP TIME	DIFF	MPH	TIME OF DAY
1 -	1:46.305	15.426	67.02	16:10:53.095
2 -	1:35.158	4.279	74.87	16:12:28.253
3 -	1:32.538	1.659	76.99	16:14:00.791
4 -	1:33.758	2.879	75.98	16:15:34.549
5 -	1:34.507	3.628	75.38	16:17:09.056
6 -	1:31.398	0.519	77.95	16:18:40.454
7 -	1:32.454	1.575	77.06	16:20:12.908
8 -	1:31.348	0.469	77.99	16:21:44.256

Donington Park National
Circuit Length = 1.9790 miles
Start: 16:09 Flag 16:34 End: 16:36

Weather / Track : Cloudy / Wet

Caterham Graduates - Sigmax/Mega/Classic

RACE 17 - LAP ANALYSIS

DIFF = Difference To Personal Best Lap

9 -	1:32.264	1.385	77.22	16:23:16.520
10 -	1:30.879 (1)		78.39	16:24:47.399
11 -	1:30.963 (2)	0.084	78.32	16:26:18.362
12 -	1:34.426	3.547	75.45	16:27:52.788
13 -	1:32.147	1.268	77.31	16:29:24.935
14 -	1:31.249	0.370	78.07	16:30:56.184
15 -	1:31.254	0.375	78.07	16:32:27.438
16 -	1:31.069 (3)	0.190	78.23	16:33:58.507
17 -	1:34.207	3.328	75.62	16:35:32.714

P30 85 Mark CARTER

LAP	LAP TIME	DIFF	MPH	TIME OF DAY
1 -	1:50.103	20.579	64.70	16:10:56.893
2 -	1:30.796	1.272	78.46	16:12:27.689
3 -	1:32.258	2.734	77.22	16:13:59.947
4 -	1:29.524 (1)		79.58	16:15:29.471
5 -	1:29.710 (2)	0.186	79.41	16:16:59.181
6 -	1:37.604	8.080	72.99	16:18:36.785
7 -	1:34.881	5.357	75.09	16:20:11.666
8 -	1:31.769	2.245	77.63	16:21:43.435
9 -	1:31.940	2.416	77.49	16:23:15.375
10 -	1:30.250 (3)	0.726	78.94	16:24:45.625
11 -	1:30.568	1.044	78.66	16:26:16.193
12 -	1:32.894	3.370	76.69	16:27:49.087
13 -	1:34.111	4.587	75.70	16:29:23.198
14 -	1:32.818	3.294	76.75	16:30:56.016
15 -	1:30.848	1.324	78.42	16:32:26.864
16 -	1:34.726	5.202	75.21	16:34:01.590
17 -	1:35.292	5.768	74.76	16:35:36.882

P31 95 Paul HAWKER

LAP	LAP TIME	DIFF	MPH	TIME OF DAY
1 -	1:45.953	13.504	67.24	16:10:52.743
2 -	1:34.520	2.071	75.37	16:12:27.263
3 -	1:33.164 (3)	0.715	76.47	16:14:00.427
4 -	1:33.723	1.274	76.01	16:15:34.150
5 -	1:34.159	1.710	75.66	16:17:08.309
6 -	1:33.078 (2)	0.629	76.54	16:18:41.387
7 -	1:33.868	1.419	75.90	16:20:15.255
8 -	1:33.200	0.751	76.44	16:21:48.455
9 -	1:34.500	2.051	75.39	16:23:22.955
10 -	1:32.449 (1)		77.06	16:24:55.404
11 -	1:34.592	2.143	75.31	16:26:29.996
12 -	1:35.275	2.826	74.77	16:28:05.271
13 -	1:33.556	1.107	76.15	16:29:38.827
14 -	1:37.109	4.660	73.36	16:31:15.936
15 -	1:37.220	4.771	73.28	16:32:53.156
16 -	1:35.065	2.616	74.94	16:34:28.221
17 -	1:41.435	8.986	70.23	16:36:09.656

P32 91 Darren GRAINGER

LAP	LAP TIME	DIFF	MPH	TIME OF DAY
1 -	1:51.562	17.920	63.86	16:10:58.352
2 -	1:35.902	2.260	74.29	16:12:34.254
3 -	1:35.070	1.428	74.94	16:14:09.324
4 -	1:34.228	0.586	75.61	16:15:43.552
5 -	1:34.970	1.328	75.01	16:17:18.522
6 -	1:33.642 (1)		76.08	16:18:52.164
7 -	1:34.257	0.615	75.58	16:20:26.421
8 -	1:35.130	1.488	74.89	16:22:01.551
9 -	1:34.735	1.093	75.20	16:23:36.286
10 -	1:33.676 (2)	0.034	76.05	16:25:09.962

DIFF = Difference To Personal Best Lap

11 -	1:33.875 (3)	0.233	75.89	16:26:43.837
12 -	1:34.530	0.888	75.36	16:28:18.367
13 -	1:36.736	3.094	73.65	16:29:55.103
14 -	1:35.871	2.229	74.31	16:31:30.974
15 -	1:35.781	2.139	74.38	16:33:06.755
16 -	1:34.088	0.446	75.72	16:34:40.843
17 -	1:37.965	4.323	72.72	16:36:18.808

P33 89 Michael SEGAL

LAP	LAP TIME	DIFF	MPH	TIME OF DAY
1 -	1:50.874	17.378	64.25	16:10:57.664
2 -	1:35.710	2.214	74.43	16:12:33.374
3 -	1:34.819	1.323	75.13	16:14:08.193
4 -	1:35.111	1.615	74.90	16:15:43.304
5 -	1:34.573	1.077	75.33	16:17:17.877
6 -	1:33.911 (3)	0.415	75.86	16:18:51.788
7 -	1:33.496 (1)		76.20	16:20:25.284
8 -	1:35.327	1.831	74.73	16:22:00.611
9 -	1:34.940	1.444	75.04	16:23:35.551
10 -	1:33.633 (2)	0.137	76.09	16:25:09.184
11 -	1:34.315	0.819	75.54	16:26:43.499
12 -	1:35.068	1.572	74.94	16:28:18.567
13 -	1:36.398	2.902	73.90	16:29:54.965
14 -	1:35.396	1.900	74.68	16:31:30.361
15 -	1:36.131	2.635	74.11	16:33:06.492
16 -	1:34.887	1.391	75.08	16:34:41.379
17 -	1:38.242	4.746	72.52	16:36:19.621

P34 98 Robert APPLETON

LAP	LAP TIME	DIFF	MPH	TIME OF DAY
1 -	1:53.531	17.245	62.75	16:11:00.321
2 -	1:37.639	1.353	72.96	16:12:37.960
3 -	1:37.307	1.021	73.21	16:14:15.267
4 -	1:38.207	1.921	72.54	16:15:53.474
5 -	1:41.889	5.603	69.92	16:17:35.363
6 -	1:39.077	2.791	71.91	16:19:14.440
7 -	1:36.658	0.372	73.70	16:20:51.098
8 -	1:36.408 (3)	0.122	73.90	16:22:27.506
9 -	1:37.955	1.669	72.73	16:24:05.461
10 -	1:39.178	2.892	71.83	16:25:44.639
11 -	1:37.949	1.663	72.73	16:27:22.588
12 -	1:37.563	1.277	73.02	16:29:00.151
13 -	1:36.325 (2)	0.039	73.96	16:30:36.476
14 -	1:36.286 (1)		73.99	16:32:12.762
15 -	1:36.609	0.323	73.74	16:33:49.371
16 -	1:41.325	5.039	70.31	16:35:30.696

P35 27 Philip CLARKE

LAP	LAP TIME	DIFF	MPH	TIME OF DAY
1 -	2:04.850	29.656	57.06	16:11:11.640
2 -	1:43.301	8.107	68.96	16:12:54.941
3 -	1:41.729	6.535	70.03	16:14:36.670
4 -	1:40.273	5.079	71.05	16:16:16.943
5 -	1:37.522	2.328	73.05	16:17:54.465
6 -	1:35.710 (3)	0.516	74.43	16:19:30.175
7 -	1:35.891	0.697	74.29	16:21:06.066
8 -	1:35.194 (1)		74.84	16:22:41.260
9 -	1:35.345 (2)	0.151	74.72	16:24:16.605
10 -	1:36.339	1.145	73.95	16:25:52.944
11 -	1:40.158	4.964	71.13	16:27:33.102
12 -	1:35.920	0.726	74.27	16:29:09.022
13 -	1:38.474	3.280	72.35	16:30:47.496

Weather / Track : Cloudy / Wet

Donington Park National
Circuit Length = 1.9790 miles
Start: 16:09 Flag 16:34 End: 16:36

Caterham Graduates - Sigmax/Mega/Classic

RACE 17 - LAP ANALYSIS

DIFF = Difference To Personal Best Lap

14 -	1:36.179	0.985	74.07	16:32:23.675
15 -	1:37.523	2.329	73.05	16:34:01.198
16 -	1:42.624	7.430	69.42	16:35:43.822

Caterham Graduates - Sigmax/Mega/Classic

RACE 17 - STATISTICS

Competitors Started 35
Planned Start 2019-06-02 @ 15:20:00.000
Actual Start 2019-06-02 @ 16:09:06.789
Finish Time 2019-06-02 @ 16:34:56.260
Track Length 1.9790mi.
Total Laps 641
Total Distance Covered 1268.5821mi.

Session Fastest Lap History

NO	CL	NAME	LAP TIME	TIME OF DAY	LAP	VEHICLE
16	SigMax	Simon GRIFFITHS	1:29.257	16:10:36.047	1	Caterham 7 SigMax 1600
16	SigMax	Simon GRIFFITHS	1:22.917	16:11:58.963	2	Caterham 7 SigMax 1600
1	SigMax	Jamie ELLWOOD	1:22.465	16:11:59.028	2	Caterham 7 SigMax 1600
7	SigMax	Steven MCMASTER	1:21.954	16:11:59.394	2	Caterham 7 SigMax 1600
5	SigMax	Samuel WILSON	1:21.916	16:14:44.239	4	Caterham 7 SigMax 1600
44	SigMax	Charles ELLIOTT	1:21.615	16:14:45.599	4	Caterham 7 SigMax 1600
33	SigMax	Ben WINROW	1:21.407	16:14:46.754	4	Caterham 7 SigMax 1600
16	SigMax	Simon GRIFFITHS	1:21.109	16:14:49.413	4	Caterham 7 SigMax 1600
1	SigMax	Jamie ELLWOOD	1:21.104	16:16:05.981	5	Caterham 7 SigMax 1600
5	SigMax	Samuel WILSON	1:19.956	16:17:25.314	6	Caterham 7 SigMax 1600
16	SigMax	Simon GRIFFITHS	1:19.950	16:20:12.875	8	Caterham 7 SigMax 1600
5	SigMax	Samuel WILSON	1:19.515	16:21:25.548	9	Caterham 7 SigMax 1600

Session Leader History

NO	CL	NAME	FROM LAP	LAPS LED	DISTANCE	VEHICLE
16	SigMax	Simon GRIFFITHS	1	2	3.92 miles	Caterham 7 SigMax 1600
5	SigMax	Samuel WILSON	3	17	33.64 miles	Caterham 7 SigMax 1600

Flag History

TYPE	TIME OF DAY
GREEN	16:09:06.789
FINISH	16:34:56.260

Flag Statistics

TYPE	COUNT	TOTAL LAPS	TOTAL TIME
Green	1	19	27:25.067
Red	0	0	0.000
Safety Car	0	0	0.000
FCY	0	0	0.000

Weather / Track : Cloudy / Wet

These results are provisional until the conclusion of any judicial and technical matters.

Donington Park National
 Circuit Length = 1.9790 miles
 Start: 16:09 Flag 16:34 End: 16:36

Clerk Of Course :	Timekeeper :
-------------------	--------------

Caterham Graduates - Sigmax/Mega/Classic

RACE 17 - STATISTICS

CLASS : Mega

7 Starters

Fastest Lap History

NO	NAME	LAP TIME	TIME OF DAY	LAP	VEHICLE
54	Kevin BARRETT	1:34.510	16:10:41.300	1	Caterham 7 Mega 1600
54	Kevin BARRETT	1:24.280	16:12:05.579	2	Caterham 7 Mega 1600
66	Luke TZOUROU	1:24.274	16:12:06.829	2	Caterham 7 Mega 1600
54	Kevin BARRETT	1:23.724	16:14:54.203	4	Caterham 7 Mega 1600
66	Luke TZOUROU	1:23.403	16:14:54.578	4	Caterham 7 Mega 1600
54	Kevin BARRETT	1:23.310	16:16:17.513	5	Caterham 7 Mega 1600
66	Luke TZOUROU	1:22.885	16:17:40.942	6	Caterham 7 Mega 1600
66	Luke TZOUROU	1:22.710	16:20:28.036	8	Caterham 7 Mega 1600
54	Kevin BARRETT	1:22.304	16:20:28.335	8	Caterham 7 Mega 1600
69	John BENFIELD	1:22.214	16:20:28.531	8	Caterham 7 Mega 1600
66	Luke TZOUROU	1:21.880	16:21:49.915	9	Caterham 7 Mega 1600
66	Luke TZOUROU	1:21.088	16:24:35.244	11	Caterham 7 Mega 1600

Leader History

NO	NAME	FROM LAP	LAPS LED	DISTANCE	VEHICLE
54	Kevin BARRETT	1	5	9.85 miles	Caterham 7 Mega 1600
66	Luke TZOUROU	6	14	27.70 miles	Caterham 7 Mega 1600

Weather / Track : Cloudy / Wet

These results are provisional until the conclusion of any judicial and technical matters.

Donington Park National
Circuit Length = 1.9790 miles
Start: 16:09 Flag 16:34 End: 16:36

Clerk Of Course :		Timekeeper :
-------------------	--	--------------

Caterham Graduates - Sigmax/Mega/Classic

RACE 17 - STATISTICS

CLASS : SigMax

20 Starters

Fastest Lap History

NO	NAME	LAP TIME	TIME OF DAY	LAP	VEHICLE
16	Simon GRIFFITHS	1:29.257	16:10:36.047	1	Caterham 7 SigMax 1600
16	Simon GRIFFITHS	1:22.917	16:11:58.963	2	Caterham 7 SigMax 1600
1	Jamie ELLWOOD	1:22.465	16:11:59.028	2	Caterham 7 SigMax 1600
7	Steven MCMASTER	1:21.954	16:11:59.394	2	Caterham 7 SigMax 1600
5	Samuel WILSON	1:21.916	16:14:44.239	4	Caterham 7 SigMax 1600
44	Charles ELLIOTT	1:21.615	16:14:45.599	4	Caterham 7 SigMax 1600
33	Ben WINROW	1:21.407	16:14:46.754	4	Caterham 7 SigMax 1600
16	Simon GRIFFITHS	1:21.109	16:14:49.413	4	Caterham 7 SigMax 1600
1	Jamie ELLWOOD	1:21.104	16:16:05.981	5	Caterham 7 SigMax 1600
5	Samuel WILSON	1:19.956	16:17:25.314	6	Caterham 7 SigMax 1600
16	Simon GRIFFITHS	1:19.950	16:20:12.875	8	Caterham 7 SigMax 1600
5	Samuel WILSON	1:19.515	16:21:25.548	9	Caterham 7 SigMax 1600

Leader History

NO	NAME	FROM LAP	LAPS LED	DISTANCE	VEHICLE
16	Simon GRIFFITHS	1	2	3.92 miles	Caterham 7 SigMax 1600
5	Samuel WILSON	3	17	33.64 miles	Caterham 7 SigMax 1600

Weather / Track : Cloudy / Wet

These results are provisional until the conclusion of any judicial and technical matters.

Donington Park National
Circuit Length = 1.9790 miles
Start: 16:09 Flag 16:34 End: 16:36

Clerk Of Course :		Timekeeper :
-------------------	--	--------------

Caterham Graduates - Sigmax/Mega/Classic

RACE 17 - STATISTICS

CLASS : Classic

8 Starters

Fastest Lap History

NO	NAME	LAP TIME	TIME OF DAY	LAP	VEHICLE
82	Robin WEBB	1:45.212	16:10:52.007	1	Caterham 7 Classic 1600
82	Robin WEBB	1:31.902	16:12:23.909	2	Caterham 7 Classic 1600
85	Mark CARTER	1:30.796	16:12:27.688	2	Caterham 7 Classic 1600
85	Mark CARTER	1:29.524	16:15:29.470	4	Caterham 7 Classic 1600

Leader History

NO	NAME	FROM LAP	LAPS LED	DISTANCE	VEHICLE
82	Robin WEBB	1	17	33.60 miles	Caterham 7 Classic 1600

Weather / Track : Cloudy / Wet

These results are provisional until the conclusion of any judicial and technical matters.

Donington Park National
Circuit Length = 1.9790 miles
Start: 16:09 Flag 16:34 End: 16:36

Clerk Of Course :		Timekeeper :
-------------------	--	--------------

Caterham Graduates - Sigma 150, 135, 125

RACE 20 - CLASSIFICATION

POS	NO	CL	PIC NAME	ENTRY	LAPS	TIME	GAP	DIFF	MPH	BEST	ON
1	125	150	1 Jason MCCORMACK	Caterham 7 Sigma 150 1600	16	25:17.429			75.03	1:32.875	12
2	129	150	2 Tim CHILD	Caterham 7 Sigma 150 1600	16	25:31.475	14.046	14.046	74.34	1:34.083	5
3	128	150	3 Harry SENIOR	Caterham 7 Sigma 150 1600	16	25:36.217	18.788	4.742	74.11	1:33.543	14
4	144	150	4 Luke BALMFORTH	Caterham 7 Sigma 150 1600	16	25:36.758	19.329	0.541	74.08	1:34.264	12
5	112	150	5 Andrew WHITTON	Caterham 7 Sigma 150 1600	16	25:37.027	19.598	0.269	74.07	1:33.991	11
6	28	150	6 Matthew TOPHAM	Caterham 7 Sigma 150 1600	16	25:46.055	28.626	9.028	73.64	1:34.521	8
7	10	135	1 James GILMOUR	Caterham 7 Sigma 135 1600	16	26:01.734	44.305	15.679	72.90	1:34.300	13
8	169	150	7 Steven EVANS	Caterham 7 Sigma 150 160	16	26:09.618	52.189	7.884	72.53	1:35.357	16
9	141	150	8 Jonathan CURRY	Caterham 7 Sigma 150 1600	16	26:09.791	52.362	0.173	72.53	1:35.916	15
10	142	150	9 Aman UPPAL	Caterham 7 Sigma 150 1600	16	26:10.005	52.576	0.214	72.52	1:36.030	14
11	146	150	10 Chris DEAR	Caterham 7 Sigma 150 1600	16	26:10.238	52.809	0.233	72.50	1:35.892	16
12	145	150	11 Andrew JOHNSON	Caterham 7 Sigma 150 1600	16	26:18.136	1:00.707	7.898	72.14	1:35.731	11
13	192	125	1 Matthew LEWIS	Caterham 7 Sigma 125 1600	16	26:18.532	1:01.103	0.396	72.12	1:35.585	15
14	175	135	2 Neil FRASER	Caterham 7 Sigma 135 1600	16	26:28.638	1:11.209	10.106	71.67	1:36.336	14
15	172	135	3 Mark SMITH	Caterham 7 Sigma 135 1600	16	26:49.849	1:32.420	21.211	70.72	1:36.563	16
16	147	150	12 Colin LOUGHLIN	Caterham 7 Sigma 150 1600	15	25:27.689	1 Lap	1 Lap	69.86	1:39.627	15
17	177	135	4 Julian WILLIS	Caterham 7 Sigma 135 1600	15	25:42.052	1 Lap	14.363	69.21	1:40.042	13
18	143	150	13 John STYRING	Caterham 7 Sigma 150 1600	15	25:48.112	1 Lap	6.060	68.94	1:39.618	12
19	133	150	14 James ELVERY	Caterham 7 Sigma 150 1600	15	25:49.983	1 Lap	1.871	68.86	1:39.525	12
20	164	135	5 Neal EVANS	Caterham 7 Sigma 135 1600	15	26:15.413	1 Lap	25.430	67.74	1:41.076	14
21	170	125	2 Gary LAPIDUS	Caterham 7 Sigma 125 1600	15	26:29.351	1 Lap	13.938	67.15	1:40.254	14
22	166	135	6 Neil WRIGHT	Caterham 7 Sigma 135 1600	15	26:32.766	1 Lap	3.415	67.01	1:39.992	13
23	168	135	7 Adam HARRISON	Caterham 7 Sigma 135 1600	15	26:35.607	1 Lap	2.841	66.89	1:40.978	15
24	161 *	135	8 David MORRIS	Caterham 7 Sigma 135 1600	15	26:36.160	1 Lap	0.553	66.86	1:41.247	15

FASTEST LAP

125	150	Jason MCCORMACK	Caterham 7 Sigma 150 1600	12	1:32.875	76.71 mph	123.45 kph
10	135	James GILMOUR	Caterham 7 Sigma 135 1600	13	1:34.300	75.55 mph	121.59 kph
192	125	Matthew LEWIS	Caterham 7 Sigma 125 1600	15	1:35.585	74.53 mph	119.95 kph

* Car 161 - Please fit a working transponder

Weather / Track : Cloudy / Wet

These results are provisional until the conclusion of any judicial and technical matters.

Donington Park National
Circuit Length = 1.9790 miles
Start: 17:46 Flag 18:11 End: 18:13

Clerk Of Course :	Timekeeper :
-------------------	--------------

Caterham Graduates - Sigma 150, 135, 125

RACE 20 - LAP CHART

LAP 1 @ 17:47:53.745			LAP 2 @ 17:49:30.698			LAP 3 @ 17:51:05.889			LAP 4 @ 17:52:40.959			LAP 5 @ 17:54:15.379		
NO	BEHIND	LAP TIME	NO	BEHIND	LAP TIME	NO	BEHIND	LAP TIME	NO	BEHIND	LAP TIME	NO	BEHIND	LAP TIME
144		1:42.727	125		1:36.711	125		1:35.191	125		1:35.070	125		1:34.420
125	0.242	1:42.969	144	0.798	1:37.751	144	1.842	1:36.235	144	2.174	1:35.402	144	2.837	1:35.083
28	1.354	1:44.081	28	1.450	1:37.049	28	2.951	1:36.692	129	3.874	1:35.414	129	3.537	1:34.083
146	2.713	1:45.440	129	2.876	1:36.904	129	3.530	1:35.845	28	4.260	1:36.379	28	5.376	1:35.536
129	2.925	1:45.652	128	5.058	1:37.118	128	6.172	1:36.305	128	8.097	1:36.995	128	9.509	1:35.832
141	3.772	1:46.499	146	6.098	1:40.338	146	9.936	1:39.029	112	10.988	1:35.818	112	12.262	1:35.694
128	4.893	1:47.620	141	7.095	1:40.276	112	10.240	1:37.667	146	13.871	1:39.005	146	18.164	1:38.713
169	4.957	1:47.684	112	7.764	1:38.623	141	11.648	1:39.744	141	15.446	1:38.868	10	18.891	1:37.345
142	5.872	1:48.599	169	9.018	1:41.014	10	12.553	1:37.916	10	15.966	1:38.483	142	20.361	1:38.446
112	6.094	1:48.821	142	9.478	1:40.559	169	13.194	1:39.367	142	16.335	1:37.913	141	20.572	1:39.546
10	6.925	1:49.652	10	9.828	1:39.856	142	13.492	1:39.205	169	17.100	1:38.976	169	20.841	1:38.161
145	7.596	1:50.323	145	11.267	1:40.624	145	15.121	1:39.045	145	18.130	1:38.079	145	25.551	1:41.841
143	9.631	1:52.358	143	16.334	1:43.656	147	23.298	1:41.484	147	29.560	1:41.332	192	35.627	1:37.713
147	11.038	1:53.765	147	17.005	1:42.920	175	24.631	1:41.975	175	30.499	1:40.938	175	35.735	1:39.656
133	12.427	1:55.154	175	17.847	1:40.543	143	25.395	1:44.252	192	32.334	1:37.616	147	36.330	1:41.190
172	13.220	1:55.947	133	21.121	1:45.647	172	29.605	1:42.999	143	34.177	1:43.852	172	40.022	1:39.826
175	14.257	1:56.984	172	21.797	1:45.530	192	29.788	1:41.019	172	34.616	1:40.081	143	45.346	1:45.589
177	14.858	1:57.585	177	23.323	1:45.418	133	31.658	1:45.728	177	40.790	1:43.471	177	47.744	1:41.374
164	15.272	1:57.999	164	23.857	1:45.538	177	32.389	1:44.257	133	41.841	1:45.253	133	50.920	1:43.499
168	18.397	2:01.124	192	23.960	1:40.556	168	43.826	1:49.298	168	55.695	1:46.939	164	1:07.777	1:44.079
192	20.357	2:03.084	168	29.719	1:48.275	161	46.069	1:46.872	161	56.606	1:45.607	168	1:08.603	1:47.328
161	23.364	2:06.091	161	34.388	1:47.977	170	51.121	1:49.995	164	58.118	1:41.965	161	1:09.894	1:47.708
170	24.485	2:07.212	170	36.317	1:48.785	164	51.223	2:02.557	170	1:03.757	1:47.706	170	1:14.781	1:45.444
166	26.608	2:09.335	166	39.798	1:50.143	166	55.971	1:51.364	166	1:08.798	1:47.897	166	1:19.204	1:44.826

Weather / Track : Cloudy / Wet

Donington Park National
 Circuit Length = 1.9790 miles
 Start: 17:46 Flag 18:11 End: 18:13

Caterham Graduates - Sigma 150, 135, 125

RACE 20 - LAP CHART

LAP 6 @ 17:55:50.127			LAP 7 @ 17:57:24.561			LAP 8 @ 17:58:58.387			LAP 9 @ 18:00:32.873			LAP 10 @ 18:02:06.853		
NO	BEHIND	LAP TIME	NO	BEHIND	LAP TIME	NO	BEHIND	LAP TIME	NO	BEHIND	LAP TIME	NO	BEHIND	LAP TIME
125		1:34.748	125		1:34.434	125		1:33.826	125		1:34.486	125		1:33.980
129	3.090	1:34.301	129	2.880	1:34.224	170	1 Lap	1:44.084	129	4.985	1:35.155	129	5.889	1:34.884
144	3.963	1:35.874	144	6.868	1:37.339	129	4.316	1:35.262	168	1 Lap	1:46.040	164	1 Lap	1:43.171
28	6.051	1:35.423	28	6.887	1:35.270	161	1 Lap	1:45.032	28	9.797	1:36.701	28	11.952	1:36.135
128	9.600	1:34.839	128	9.209	1:34.043	28	7.582	1:34.521	144	9.988	1:36.246	144	12.182	1:36.174
112	11.821	1:34.307	112	12.332	1:34.945	166	1 Lap	1:45.481	128	11.754	1:36.439	128	12.591	1:34.817
146	20.516	1:37.100	146	23.371	1:37.289	144	8.228	1:35.186	170	1 Lap	1:44.532	112	14.076	1:34.884
10	21.390	1:37.247	10	23.784	1:36.828	128	9.801	1:34.418	112	13.172	1:35.016	168	1 Lap	1:46.761
142	22.909	1:37.296	142	25.555	1:37.080	112	12.642	1:34.136	161	1 Lap	1:44.352	170	1 Lap	1:42.751
141	23.263	1:37.439	141	26.263	1:37.434	146	26.905	1:37.360	166	1 Lap	1:43.421	166	1 Lap	1:42.790
169	24.244	1:38.151	169	26.649	1:36.839	10	27.503	1:37.545	10	30.099	1:37.082	161	1 Lap	1:43.994
145	28.776	1:37.973	145	31.980	1:37.638	142	28.548	1:36.819	146	30.186	1:37.767	10	31.461	1:35.342
192	37.819	1:36.940	192	39.663	1:36.278	141	30.531	1:38.094	142	31.006	1:36.944	146	32.405	1:36.199
175	39.328	1:38.341	175	42.166	1:37.272	169	30.901	1:38.078	141	32.101	1:36.056	142	33.736	1:36.710
147	42.040	1:40.458	147	47.375	1:39.769	145	35.765	1:37.611	169	32.826	1:36.411	141	34.399	1:36.278
172	43.412	1:38.138	172	48.356	1:39.378	192	42.189	1:36.352	145	38.584	1:37.305	169	34.848	1:36.002
143	54.182	1:43.584	143	1:02.505	1:42.757	175	45.278	1:36.938	192	44.140	1:36.437	145	41.661	1:37.057
177	54.470	1:41.474	177	1:02.724	1:42.688	147	54.142	1:40.593	175	47.162	1:36.370	192	46.006	1:35.846
133	59.758	1:43.586	133	1:06.491	1:41.167	172	55.087	1:40.557	172	1:01.655	1:41.054	175	49.549	1:36.367
164	1:15.088	1:42.059	164	1:23.574	1:42.920	177	1:11.018	1:42.120	147	1:01.721	1:42.065	147	1:07.888	1:40.147
168	1:19.406	1:45.551	168	1:29.458	1:44.486	143	1:11.863	1:43.184	177	1:16.857	1:40.325	172	1:08.875	1:41.200
170	1:26.121	1:46.088				133	1:13.062	1:40.397	143	1:19.041	1:41.664	177	1:24.168	1:41.291
161	1:30.021	1:54.875				164	1:33.001	1:43.253	133	1:19.403	1:40.827	143	1:26.053	1:40.992
166	1:30.631	1:46.175										133	1:27.014	1:41.591

Weather / Track : Cloudy / Wet

Donington Park National
 Circuit Length = 1.9790 miles
 Start: 17:46 Flag 18:11 End: 18:13

Caterham Graduates - Sigma 150, 135, 125

RACE 20 - LAP CHART

LAP 11 @ 18:03:40.238			LAP 12 @ 18:05:13.113			LAP 13 @ 18:06:47.056			LAP 14 @ 18:08:20.864			LAP 15 @ 18:09:54.813		
NO	BEHIND	LAP TIME	NO	BEHIND	LAP TIME	NO	BEHIND	LAP TIME	NO	BEHIND	LAP TIME	NO	BEHIND	LAP TIME
125		1:33.385	125		1:32.875	125		1:33.943	125		1:33.808	125		1:33.949
129	7.609	1:35.105	143	1 Lap	1:41.343	177	1 Lap	1:40.444	129	11.099	1:34.922	147	1 Lap	1:40.734
28	13.962	1:35.395	133	1 Lap	1:40.954	143	1 Lap	1:39.618	177	1 Lap	1:40.042	129	11.815	1:34.665
144	14.129	1:35.332	129	9.316	1:34.582	133	1 Lap	1:39.525	143	1 Lap	1:41.198	177	1 Lap	1:40.167
128	14.336	1:35.130	144	15.518	1:34.264	129	9.985	1:34.612	133	1 Lap	1:41.194	144	18.284	1:35.625
112	14.682	1:33.991	28	16.148	1:35.061	144	15.949	1:34.374	144	16.608	1:34.467	112	18.327	1:34.483
164	1 Lap	1:43.259	112	16.435	1:34.628	128	17.069	1:34.537	128	16.804	1:33.543	128	18.384	1:35.529
170	1 Lap	1:44.041	128	16.475	1:35.014	28	17.225	1:35.020	112	17.793	1:33.997	143	1 Lap	1:42.063
168	1 Lap	1:45.953	164	1 Lap	1:41.833	112	17.604	1:35.112	28	25.597	1:42.180	133	1 Lap	1:42.343
10	33.962	1:35.886	10	37.572	1:36.485	164	1 Lap	1:41.695	10	40.283	1:36.162	28	26.663	1:35.015
166	1 Lap	1:43.543	170	1 Lap	1:42.532	10	37.929	1:34.300	164	1 Lap	1:41.148	10	41.113	1:34.779
146	35.787	1:36.767	146	41.208	1:38.296	142	44.625	1:36.904	142	46.847	1:36.030	164	1 Lap	1:41.076
161	1 Lap	1:43.694	142	41.664	1:37.280	146	44.727	1:37.462	146	46.988	1:36.069	142	49.184	1:36.286
142	37.259	1:36.908	141	42.969	1:37.912	141	45.183	1:36.157	141	47.360	1:35.985	141	49.327	1:35.916
169	37.629	1:36.166	169	43.332	1:38.578	169	45.652	1:36.263	169	48.154	1:36.310	169	50.466	1:36.261
141	37.932	1:36.918	168	1 Lap	1:45.607	170	1 Lap	1:42.558	145	54.103	1:36.551	146	50.551	1:37.512
145	44.007	1:35.731	166	1 Lap	1:43.286	145	51.360	1:37.249	192	55.737	1:35.785	145	57.249	1:37.095
192	48.292	1:35.671	161	1 Lap	1:43.134	168	1 Lap	1:42.132	170	1 Lap	1:41.890	192	57.373	1:35.585
175	53.631	1:37.467	145	48.054	1:36.922	166	1 Lap	1:41.519	166	1 Lap	1:39.992	170	1 Lap	1:40.254
172	1:13.483	1:37.993	192	51.307	1:35.890	192	53.760	1:36.396	168	1 Lap	1:43.011	166	1 Lap	1:41.924
147	1:14.813	1:40.310	175	57.745	1:36.989	161	1 Lap	1:41.421	161	1 Lap	1:42.049	175	1:08.284	1:38.450
177	1:32.127	1:41.344	172	1:18.646	1:38.038	175	1:01.255	1:37.453	175	1:03.783	1:36.336	168	1 Lap	1:42.124
			147	1:23.848	1:41.910	172	1:22.201	1:37.498	172	1:25.867	1:37.474	161	1 Lap	1:42.107
						147	1:31.290	1:41.385				172	1:29.491	1:37.573

Weather / Track : Cloudy / Wet

Donington Park National
 Circuit Length = 1.9790 miles
 Start: 17:46 Flag 18:11 End: 18:13

Caterham Graduates - Sigma 150, 135, 125

RACE 20 - LAP CHART

LAP 16 @ 18:11:28.447

NO	BEHIND	LAP TIME
125		1:33.634
147	1 Lap	1:39.627
129	14.046	1:35.865
128	18.788	1:34.038
144	19.329	1:34.679
112	19.598	1:34.905
177	1 Lap	1:40.052
28	28.626	1:35.597
143	1 Lap	1:42.002
133	1 Lap	1:43.118
10	44.305	1:36.826
169	52.189	1:35.357
141	52.362	1:36.669
142	52.576	1:37.026
146	52.809	1:35.892
164	1 Lap	1:42.861
145	1:00.707	1:37.092
192	1:01.103	1:37.364
175	1:11.209	1:36.559
170	1 Lap	1:41.479
166	1 Lap	1:41.070
168	1 Lap	1:40.978
161	1 Lap	1:41.247
172	1:32.420	1:36.563

Weather / Track : Cloudy / Wet

Results can be found at www.tsl-timing.com

Page 4 of 4

Donington Park National
Circuit Length = 1.9790 miles
Start: 17:46 Flag 18:11 End: 18:13

Printed - 18:15 Sunday, 02 June 2019

Caterham Graduates - Sigma 150, 135, 125

RACE 20 - LAP ANALYSIS

DIFF = Difference To Personal Best Lap

P1 125 Jason MCCORMACK				
LAP	LAP TIME	DIFF	MPH	TIME OF DAY
1 -	1:42.969	10.094	69.19	17:47:53.987
2 -	1:36.711	3.836	73.66	17:49:30.698
3 -	1:35.191	2.316	74.84	17:51:05.889
4 -	1:35.070	2.195	74.94	17:52:40.959
5 -	1:34.420	1.545	75.45	17:54:15.379
6 -	1:34.748	1.873	75.19	17:55:50.127
7 -	1:34.434	1.559	75.44	17:57:24.561
8 -	1:33.826	0.951	75.93	17:58:58.387
9 -	1:34.486	1.611	75.40	18:00:32.873
10 -	1:33.980	1.105	75.81	18:02:06.853
11 -	1:33.385 (2)	0.510	76.29	18:03:40.238
12 -	1:32.875 (1)		76.71	18:05:13.113
13 -	1:33.943	1.068	75.84	18:06:47.056
14 -	1:33.808	0.933	75.94	18:08:20.864
15 -	1:33.949	1.074	75.83	18:09:54.813
16 -	1:33.634 (3)	0.759	76.09	18:11:28.447

P2 129 Tim CHILD				
LAP	LAP TIME	DIFF	MPH	TIME OF DAY
1 -	1:45.652	11.569	67.43	17:47:56.670
2 -	1:36.904	2.821	73.52	17:49:33.574
3 -	1:35.845	1.762	74.33	17:51:09.419
4 -	1:35.414	1.331	74.67	17:52:44.833
5 -	1:34.083 (1)		75.72	17:54:18.916
6 -	1:34.301 (3)	0.218	75.55	17:55:53.217
7 -	1:34.224 (2)	0.141	75.61	17:57:27.441
8 -	1:35.262	1.179	74.78	17:59:02.703
9 -	1:35.155	1.072	74.87	18:00:37.858
10 -	1:34.884	0.801	75.08	18:02:12.742
11 -	1:35.105	1.022	74.91	18:03:47.847
12 -	1:34.582	0.499	75.32	18:05:22.429
13 -	1:34.612	0.529	75.30	18:06:57.041
14 -	1:34.922	0.839	75.05	18:08:31.963
15 -	1:34.665	0.582	75.26	18:10:06.628
16 -	1:35.865	1.782	74.31	18:11:42.493

P3 128 Harry SENIOR				
LAP	LAP TIME	DIFF	MPH	TIME OF DAY
1 -	1:47.620	14.077	66.20	17:47:58.638
2 -	1:37.118	3.575	73.36	17:49:35.756
3 -	1:36.305	2.762	73.97	17:51:12.061
4 -	1:36.995	3.452	73.45	17:52:49.056
5 -	1:35.832	2.289	74.34	17:54:24.888
6 -	1:34.839	1.296	75.12	17:55:59.727
7 -	1:34.043 (3)	0.500	75.75	17:57:33.770
8 -	1:34.418	0.875	75.45	17:59:08.188
9 -	1:36.439	2.896	73.87	18:00:44.627
10 -	1:34.817	1.274	75.14	18:02:19.444
11 -	1:35.130	1.587	74.89	18:03:54.574
12 -	1:35.014	1.471	74.98	18:05:29.588
13 -	1:34.537	0.994	75.36	18:07:04.125
14 -	1:33.543 (1)		76.16	18:08:37.668
15 -	1:35.529	1.986	74.58	18:10:13.197
16 -	1:34.038 (2)	0.495	75.76	18:11:47.235

P4 144 Luke BALMFORTH				
LAP	LAP TIME	DIFF	MPH	TIME OF DAY
1 -	1:42.727	8.463	69.35	17:47:53.745
2 -	1:37.751	3.487	72.88	17:49:31.496

DIFF = Difference To Personal Best Lap

3 -	1:36.235	1.971	74.03	17:51:07.731
4 -	1:35.402	1.138	74.68	17:52:43.133
5 -	1:35.083	0.819	74.93	17:54:18.216
6 -	1:35.874	1.610	74.31	17:55:54.090
7 -	1:37.339	3.075	73.19	17:57:31.429
8 -	1:35.186	0.922	74.84	17:59:06.615
9 -	1:36.246	1.982	74.02	18:00:42.861
10 -	1:36.174	1.910	74.08	18:02:19.035
11 -	1:35.332	1.068	74.73	18:03:54.367
12 -	1:34.264 (1)		75.58	18:05:28.631
13 -	1:34.374 (2)	0.110	75.49	18:07:03.005
14 -	1:34.467 (3)	0.203	75.41	18:08:37.472
15 -	1:35.625	1.361	74.50	18:10:13.097
16 -	1:34.679	0.415	75.25	18:11:47.776

P5 112 Andrew WHITTON				
LAP	LAP TIME	DIFF	MPH	TIME OF DAY
1 -	1:48.821	14.830	65.47	17:47:59.839
2 -	1:38.623	4.632	72.24	17:49:38.462
3 -	1:37.667	3.676	72.94	17:51:16.129
4 -	1:35.818	1.827	74.35	17:52:51.947
5 -	1:35.694	1.703	74.45	17:54:27.641
6 -	1:34.307	0.316	75.54	17:56:01.948
7 -	1:34.945	0.954	75.03	17:57:36.893
8 -	1:34.136 (3)	0.145	75.68	17:59:11.029
9 -	1:35.016	1.025	74.98	18:00:46.045
10 -	1:34.884	0.893	75.08	18:02:20.929
11 -	1:33.991 (1)		75.80	18:03:54.920
12 -	1:34.628	0.637	75.29	18:05:29.548
13 -	1:35.112	1.121	74.90	18:07:04.660
14 -	1:33.997 (2)	0.006	75.79	18:08:38.657
15 -	1:34.483	0.492	75.40	18:10:13.140
16 -	1:34.905	0.914	75.07	18:11:48.045

P6 28 Matthew TOPHAM				
LAP	LAP TIME	DIFF	MPH	TIME OF DAY
1 -	1:44.081	9.560	68.45	17:47:55.099
2 -	1:37.049	2.528	73.41	17:49:32.148
3 -	1:36.692	2.171	73.68	17:51:08.840
4 -	1:36.379	1.858	73.92	17:52:45.219
5 -	1:35.536	1.015	74.57	17:54:20.755
6 -	1:35.423	0.902	74.66	17:55:56.178
7 -	1:35.270	0.749	74.78	17:57:31.448
8 -	1:34.521 (1)		75.37	17:59:05.969
9 -	1:36.701	2.180	73.67	18:00:42.670
10 -	1:36.135	1.614	74.11	18:02:18.805
11 -	1:35.395	0.874	74.68	18:03:54.200
12 -	1:35.061	0.540	74.94	18:05:29.261
13 -	1:35.020 (3)	0.499	74.98	18:07:04.281
14 -	1:42.180	7.659	69.72	18:08:46.461
15 -	1:35.015 (2)	0.494	74.98	18:10:21.476
16 -	1:35.597	1.076	74.52	18:11:57.073

P7 10 James GILMOUR				
LAP	LAP TIME	DIFF	MPH	TIME OF DAY
1 -	1:49.652	15.352	64.97	17:48:00.670
2 -	1:39.856	5.556	71.34	17:49:40.526
3 -	1:37.916	3.616	72.76	17:51:18.442
4 -	1:38.483	4.183	72.34	17:52:56.925
5 -	1:37.345	3.045	73.18	17:54:34.270
6 -	1:37.247	2.947	73.26	17:56:11.517
7 -	1:36.828	2.528	73.58	17:57:48.345

Donington Park National
 Circuit Length = 1.9790 miles
 Start: 17:46 Flag 18:11 End: 18:13

Weather / Track : Cloudy / Wet

Caterham Graduates - Sigma 150, 135, 125

RACE 20 - LAP ANALYSIS

DIFF = Difference To Personal Best Lap

8 -	1:37.545	3.245	73.03	17:59:25.890
9 -	1:37.082	2.782	73.38	18:01:02.972
10 -	1:35.342 (3)	1.042	74.72	18:02:38.314
11 -	1:35.886	1.586	74.30	18:04:14.200
12 -	1:36.485	2.185	73.84	18:05:50.685
13 -	1:34.300 (1)		75.55	18:07:24.985
14 -	1:36.162	1.862	74.08	18:09:01.147
15 -	1:34.779 (2)	0.479	75.17	18:10:35.926
16 -	1:36.826	2.526	73.58	18:12:12.752

P8 169 Steven EVANS

LAP	LAP TIME	DIFF	MPH	TIME OF DAY
1 -	1:47.684	12.327	66.16	17:47:58.702
2 -	1:41.014	5.657	70.53	17:49:39.716
3 -	1:39.367	4.010	71.70	17:51:19.083
4 -	1:38.976	3.619	71.98	17:52:58.059
5 -	1:38.161	2.804	72.58	17:54:36.220
6 -	1:38.151	2.794	72.58	17:56:14.371
7 -	1:36.839	1.482	73.57	17:57:51.210
8 -	1:38.078	2.721	72.64	17:59:29.288
9 -	1:36.411	1.054	73.89	18:01:05.699
10 -	1:36.002 (2)	0.645	74.21	18:02:41.701
11 -	1:36.166 (3)	0.809	74.08	18:04:17.867
12 -	1:38.578	3.221	72.27	18:05:56.445
13 -	1:36.263	0.906	74.01	18:07:32.708
14 -	1:36.310	0.953	73.97	18:09:09.018
15 -	1:36.261	0.904	74.01	18:10:45.279
16 -	1:35.357 (1)		74.71	18:12:20.636

P9 141 Jonathan CURRY

LAP	LAP TIME	DIFF	MPH	TIME OF DAY
1 -	1:46.499	10.583	66.89	17:47:57.517
2 -	1:40.276	4.360	71.05	17:49:37.793
3 -	1:39.744	3.828	71.42	17:51:17.537
4 -	1:38.868	2.952	72.06	17:52:56.405
5 -	1:39.546	3.630	71.57	17:54:35.951
6 -	1:37.439	1.523	73.11	17:56:13.390
7 -	1:37.434	1.518	73.12	17:57:50.824
8 -	1:38.094	2.178	72.63	17:59:28.918
9 -	1:36.056 (3)	0.140	74.17	18:01:04.974
10 -	1:36.278	0.362	74.00	18:02:41.252
11 -	1:36.918	1.002	73.51	18:04:18.170
12 -	1:37.912	1.996	72.76	18:05:56.082
13 -	1:36.157	0.241	74.09	18:07:32.239
14 -	1:35.985 (2)	0.069	74.22	18:09:08.224
15 -	1:35.916 (1)		74.28	18:10:44.140
16 -	1:36.669	0.753	73.70	18:12:20.809

P10 142 Aman UPPAL

LAP	LAP TIME	DIFF	MPH	TIME OF DAY
1 -	1:48.599	12.569	65.60	17:47:59.617
2 -	1:40.559	4.529	70.85	17:49:40.176
3 -	1:39.205	3.175	71.81	17:51:19.381
4 -	1:37.913	1.883	72.76	17:52:57.294
5 -	1:38.446	2.416	72.37	17:54:35.740
6 -	1:37.296	1.266	73.22	17:56:13.036
7 -	1:37.080	1.050	73.38	17:57:50.116
8 -	1:36.819	0.789	73.58	17:59:26.935
9 -	1:36.944	0.914	73.49	18:01:03.879
10 -	1:36.710 (3)	0.680	73.67	18:02:40.589
11 -	1:36.908	0.878	73.51	18:04:17.497
12 -	1:37.280	1.250	73.23	18:05:54.777

DIFF = Difference To Personal Best Lap

13 -	1:36.904	0.874	73.52	18:07:31.681
14 -	1:36.030 (1)		74.19	18:09:07.711
15 -	1:36.286 (2)	0.256	73.99	18:10:43.997
16 -	1:37.026	0.996	73.43	18:12:21.023

P11 146 Chris DEAR

LAP	LAP TIME	DIFF	MPH	TIME OF DAY
1 -	1:45.440	9.548	67.57	17:47:56.458
2 -	1:40.338	4.446	71.00	17:49:36.796
3 -	1:39.029	3.137	71.94	17:51:15.825
4 -	1:39.005	3.113	71.96	17:52:54.830
5 -	1:38.713	2.821	72.17	17:54:33.543
6 -	1:37.100	1.208	73.37	17:56:10.643
7 -	1:37.289	1.397	73.23	17:57:47.932
8 -	1:37.360	1.468	73.17	17:59:25.292
9 -	1:37.767	1.875	72.87	18:01:03.059
10 -	1:36.199 (3)	0.307	74.06	18:02:39.258
11 -	1:36.767	0.875	73.62	18:04:16.025
12 -	1:38.296	2.404	72.48	18:05:54.321
13 -	1:37.462	1.570	73.10	18:07:31.783
14 -	1:36.069 (2)	0.177	74.16	18:09:07.852
15 -	1:37.512	1.620	73.06	18:10:45.364
16 -	1:35.892 (1)		74.29	18:12:21.256

P12 145 Andrew JOHNSON

LAP	LAP TIME	DIFF	MPH	TIME OF DAY
1 -	1:50.323	14.592	64.57	17:48:01.341
2 -	1:40.624	4.893	70.80	17:49:41.965
3 -	1:39.045	3.314	71.93	17:51:21.010
4 -	1:38.079	2.348	72.64	17:52:59.089
5 -	1:41.841	6.110	69.95	17:54:40.930
6 -	1:37.973	2.242	72.72	17:56:18.903
7 -	1:37.638	1.907	72.96	17:57:56.541
8 -	1:37.611	1.880	72.99	17:59:34.152
9 -	1:37.305	1.574	73.21	18:01:11.457
10 -	1:37.057	1.326	73.40	18:02:48.514
11 -	1:35.731 (1)		74.42	18:04:24.245
12 -	1:36.922 (3)	1.191	73.50	18:06:01.167
13 -	1:37.249	1.518	73.26	18:07:38.416
14 -	1:36.551 (2)	0.820	73.79	18:09:14.967
15 -	1:37.095	1.364	73.37	18:10:52.062
16 -	1:37.092	1.361	73.38	18:12:29.154

P13 192 Matthew LEWIS

LAP	LAP TIME	DIFF	MPH	TIME OF DAY
1 -	2:03.084	27.499	57.88	17:48:14.102
2 -	1:40.556	4.971	70.85	17:49:54.658
3 -	1:41.019	5.434	70.52	17:51:35.677
4 -	1:37.616	2.031	72.98	17:53:13.293
5 -	1:37.713	2.128	72.91	17:54:51.006
6 -	1:36.940	1.355	73.49	17:56:27.946
7 -	1:36.278	0.693	74.00	17:58:04.224
8 -	1:36.352	0.767	73.94	17:59:40.576
9 -	1:36.437	0.852	73.87	18:01:17.013
10 -	1:35.846	0.261	74.33	18:02:52.859
11 -	1:35.671 (2)	0.086	74.47	18:04:28.530
12 -	1:35.890	0.305	74.30	18:06:04.420
13 -	1:36.396	0.811	73.91	18:07:40.816
14 -	1:35.785 (3)	0.200	74.38	18:09:16.601
15 -	1:35.585 (1)		74.53	18:10:52.186
16 -	1:37.364	1.779	73.17	18:12:29.550

Weather / Track : Cloudy / Wet

Donington Park National
Circuit Length = 1.9790 miles
Start: 17:46 Flag 18:11 End: 18:13

Caterham Graduates - Sigma 150, 135, 125

RACE 20 - LAP ANALYSIS

DIFF = Difference To Personal Best Lap

P14 175 Neil FRASER				
LAP	LAP TIME	DIFF	MPH	TIME OF DAY
1 -	1:56.984	20.648	60.90	17:48:08.002
2 -	1:40.543	4.207	70.86	17:49:48.545
3 -	1:41.975	5.639	69.86	17:51:30.520
4 -	1:40.938	4.602	70.58	17:53:11.458
5 -	1:39.656	3.320	71.49	17:54:51.114
6 -	1:38.341	2.005	72.44	17:56:29.455
7 -	1:37.272	0.936	73.24	17:58:06.727
8 -	1:36.938	0.602	73.49	17:59:43.665
9 -	1:36.370 (3)	0.034	73.93	18:01:20.035
10 -	1:36.367 (2)	0.031	73.93	18:02:56.402
11 -	1:37.467	1.131	73.09	18:04:33.869
12 -	1:36.989	0.653	73.45	18:06:10.858
13 -	1:37.453	1.117	73.10	18:07:48.311
14 -	1:36.336 (1)		73.95	18:09:24.647
15 -	1:38.450	2.114	72.36	18:11:03.097
16 -	1:36.559	0.223	73.78	18:12:39.656

P15 172 Mark SMITH				
LAP	LAP TIME	DIFF	MPH	TIME OF DAY
1 -	1:55.947	19.384	61.44	17:48:06.965
2 -	1:45.530	8.967	67.51	17:49:52.495
3 -	1:42.999	6.436	69.17	17:51:35.494
4 -	1:40.081	3.518	71.18	17:53:15.575
5 -	1:39.826	3.263	71.37	17:54:55.401
6 -	1:38.138	1.575	72.59	17:56:33.539
7 -	1:39.378	2.815	71.69	17:58:12.917
8 -	1:40.557	3.994	70.85	17:59:53.474
9 -	1:41.054	4.491	70.50	18:01:34.528
10 -	1:41.200	4.637	70.40	18:03:15.728
11 -	1:37.993	1.430	72.70	18:04:53.721
12 -	1:38.038	1.475	72.67	18:06:31.759
13 -	1:37.498 (3)	0.935	73.07	18:08:09.257
14 -	1:37.474 (2)	0.911	73.09	18:09:46.731
15 -	1:37.573	1.010	73.01	18:11:24.304
16 -	1:36.563 (1)		73.78	18:13:00.867

P16 147 Colin LOUGHLIN				
LAP	LAP TIME	DIFF	MPH	TIME OF DAY
1 -	1:53.765	14.138	62.62	17:48:04.783
2 -	1:42.920	3.293	69.22	17:49:47.703
3 -	1:41.484	1.857	70.20	17:51:29.187
4 -	1:41.332	1.705	70.30	17:53:10.519
5 -	1:41.190	1.563	70.40	17:54:51.709
6 -	1:40.458	0.831	70.92	17:56:32.167
7 -	1:39.769 (2)	0.142	71.41	17:58:11.936
8 -	1:40.593	0.966	70.82	17:59:52.529
9 -	1:42.065	2.438	69.80	18:01:34.594
10 -	1:40.147 (3)	0.520	71.14	18:03:14.741
11 -	1:40.310	0.683	71.02	18:04:55.051
12 -	1:41.910	2.283	69.91	18:06:36.961
13 -	1:41.385	1.758	70.27	18:08:18.346
14 -	1:40.734	1.107	70.72	18:09:59.080
15 -	1:39.627 (1)		71.51	18:11:38.707

P17 177 Julian WILLIS				
LAP	LAP TIME	DIFF	MPH	TIME OF DAY
1 -	1:57.585	17.543	60.59	17:48:08.603
2 -	1:45.418	5.376	67.58	17:49:54.021
3 -	1:44.257	4.215	68.33	17:51:38.278

DIFF = Difference To Personal Best Lap

4 -	1:43.471	3.429	68.85	17:53:21.749
5 -	1:41.374	1.332	70.28	17:55:03.123
6 -	1:41.474	1.432	70.21	17:56:44.597
7 -	1:42.688	2.646	69.38	17:58:27.285
8 -	1:42.120	2.078	69.76	18:00:09.405
9 -	1:40.325	0.283	71.01	18:01:49.730
10 -	1:41.291	1.249	70.33	18:03:31.021
11 -	1:41.344	1.302	70.30	18:05:12.365
12 -	1:40.444	0.402	70.93	18:06:52.809
13 -	1:40.042 (1)		71.21	18:08:32.851
14 -	1:40.167 (3)	0.125	71.12	18:10:13.018
15 -	1:40.052 (2)	0.010	71.20	18:11:53.070

P18 143 John STYRING				
LAP	LAP TIME	DIFF	MPH	TIME OF DAY
1 -	1:52.358	12.740	63.40	17:48:03.376
2 -	1:43.656	4.038	68.73	17:49:47.032
3 -	1:44.252	4.634	68.34	17:51:31.284
4 -	1:43.852	4.234	68.60	17:53:15.136
5 -	1:45.589	5.971	67.47	17:55:00.725
6 -	1:43.584	3.966	68.78	17:56:44.309
7 -	1:42.757	3.139	69.33	17:58:27.066
8 -	1:43.184	3.566	69.04	18:00:10.250
9 -	1:41.664	2.046	70.08	18:01:51.914
10 -	1:40.992 (2)	1.374	70.54	18:03:32.906
11 -	1:41.343	1.725	70.30	18:05:14.249
12 -	1:39.618 (1)		71.51	18:06:53.867
13 -	1:41.198 (3)	1.580	70.40	18:08:35.065
14 -	1:42.063	2.445	69.80	18:10:17.128
15 -	1:42.002	2.384	69.84	18:11:59.130

P19 133 James ELVERY				
LAP	LAP TIME	DIFF	MPH	TIME OF DAY
1 -	1:55.154	15.629	61.87	17:48:06.172
2 -	1:45.647	6.122	67.43	17:49:51.819
3 -	1:45.728	6.203	67.38	17:51:37.547
4 -	1:45.253	5.728	67.69	17:53:22.800
5 -	1:43.499	3.974	68.83	17:55:06.299
6 -	1:43.586	4.061	68.77	17:56:49.885
7 -	1:41.167	1.642	70.42	17:58:31.052
8 -	1:40.397 (2)	0.872	70.96	18:00:11.449
9 -	1:40.827 (3)	1.302	70.66	18:01:52.276
10 -	1:41.591	2.066	70.13	18:03:33.867
11 -	1:40.954	1.429	70.57	18:05:14.821
12 -	1:39.525 (1)		71.58	18:06:54.346
13 -	1:41.194	1.669	70.40	18:08:35.540
14 -	1:42.343	2.818	69.61	18:10:17.883
15 -	1:43.118	3.593	69.09	18:12:01.001

P20 164 Neal EVANS				
LAP	LAP TIME	DIFF	MPH	TIME OF DAY
1 -	1:57.999	16.923	60.37	17:48:09.017
2 -	1:45.538	4.462	67.50	17:49:54.555
3 -	2:02.557	21.481	58.13	17:51:57.112
4 -	1:41.965	0.889	69.87	17:53:39.077
5 -	1:44.079	3.003	68.45	17:55:23.156
6 -	1:42.059	0.983	69.80	17:57:05.215
7 -	1:42.920	1.844	69.22	17:58:48.135
8 -	1:43.253	2.177	69.00	18:00:31.388
9 -	1:43.171	2.095	69.05	18:02:14.559
10 -	1:43.259	2.183	68.99	18:03:57.818
11 -	1:41.833	0.757	69.96	18:05:39.651

Weather / Track : Cloudy / Wet

Donington Park National
Circuit Length = 1.9790 miles
Start: 17:46 Flag 18:11 End: 18:13

Caterham Graduates - Sigma 150, 135, 125

RACE 20 - LAP ANALYSIS

DIFF = Difference To Personal Best Lap

12 -	1:41.695 (3)	0.619	70.05	18:07:21.346
13 -	1:41.148 (2)	0.072	70.43	18:09:02.494
14 -	1:41.076 (1)		70.48	18:10:43.570
15 -	1:42.861	1.785	69.26	18:12:26.431

P21 170 Gary LAPIDUS

LAP	LAP TIME	DIFF	MPH	TIME OF DAY
1 -	2:07.212	26.958	56.00	17:48:18.230
2 -	1:48.785	8.531	65.49	17:50:07.015
3 -	1:49.995	9.741	64.77	17:51:57.010
4 -	1:47.706	7.452	66.14	17:53:44.716
5 -	1:45.444	5.190	67.56	17:55:30.160
6 -	1:46.088	5.834	67.15	17:57:16.248
7 -	1:44.084	3.830	68.45	17:59:00.332
8 -	1:44.532	4.278	68.15	18:00:44.864
9 -	1:42.751	2.497	69.33	18:02:27.615
10 -	1:44.041	3.787	68.47	18:04:11.656
11 -	1:42.532	2.278	69.48	18:05:54.188
12 -	1:42.558	2.304	69.46	18:07:36.746
13 -	1:41.890 (3)	1.636	69.92	18:09:18.636
14 -	1:40.254 (1)		71.06	18:10:58.890
15 -	1:41.479 (2)	1.225	70.20	18:12:40.369

P22 166 Neil WRIGHT

LAP	LAP TIME	DIFF	MPH	TIME OF DAY
1 -	2:09.335	29.343	55.08	17:48:20.353
2 -	1:50.143	10.151	64.68	17:50:10.496
3 -	1:51.364	11.372	63.97	17:52:01.860
4 -	1:47.897	7.905	66.03	17:53:49.757
5 -	1:44.826	4.834	67.96	17:55:34.583
6 -	1:46.175	6.183	67.10	17:57:20.758
7 -	1:45.481	5.489	67.54	17:59:06.239
8 -	1:43.421	3.429	68.88	18:00:49.660
9 -	1:42.790	2.798	69.31	18:02:32.450
10 -	1:43.543	3.551	68.80	18:04:15.993
11 -	1:43.286	3.294	68.97	18:05:59.279
12 -	1:41.519 (3)	1.527	70.18	18:07:40.798
13 -	1:39.992 (1)		71.25	18:09:20.790
14 -	1:41.924	1.932	69.90	18:11:02.714
15 -	1:41.070 (2)	1.078	70.49	18:12:43.784

P23 168 Adam HARRISON

LAP	LAP TIME	DIFF	MPH	TIME OF DAY
1 -	2:01.124	20.146	58.82	17:48:12.142
2 -	1:48.275	7.297	65.80	17:50:00.417
3 -	1:49.298	8.320	65.18	17:51:49.715
4 -	1:46.939	5.961	66.62	17:53:36.654
5 -	1:47.328	6.350	66.38	17:55:23.982
6 -	1:45.551	4.573	67.49	17:57:09.533
7 -	1:44.486	3.508	68.18	17:58:54.019
8 -	1:46.040	5.062	67.18	18:00:40.059
9 -	1:46.761	5.783	66.73	18:02:26.820
10 -	1:45.953	4.975	67.24	18:04:12.773
11 -	1:45.607	4.629	67.46	18:05:58.380
12 -	1:42.132 (3)	1.154	69.75	18:07:40.512
13 -	1:43.011	2.033	69.16	18:09:23.523
14 -	1:42.124 (2)	1.146	69.76	18:11:05.647
15 -	1:40.978 (1)		70.55	18:12:46.625

DIFF = Difference To Personal Best Lap

P24 161 David MORRIS				
LAP	LAP TIME	DIFF	MPH	TIME OF DAY
1 -	2:06.091	24.844	56.50	17:48:17.109
2 -	1:47.977	6.730	65.98	17:50:05.086
3 -	1:46.872	5.625	66.66	17:51:51.958
4 -	1:45.607	4.360	67.46	17:53:37.565
5 -	1:47.708	6.461	66.14	17:55:25.273
6 -	1:54.875	13.628	62.02	17:57:20.148
7 -	1:45.032	3.785	67.83	17:59:05.180
8 -	1:44.352	3.105	68.27	18:00:49.532
9 -	1:43.994	2.747	68.51	18:02:33.526
10 -	1:43.694	2.447	68.70	18:04:17.220
11 -	1:43.134	1.887	69.08	18:06:00.354
12 -	1:41.421 (2)	0.174	70.24	18:07:41.775
13 -	1:42.049 (3)	0.802	69.81	18:09:23.824
14 -	1:42.107	0.860	69.77	18:11:05.931
15 -	1:41.247 (1)		70.36	18:12:47.178

Weather / Track : Cloudy / Wet

Caterham Graduates - Sigma 150, 135, 125

RACE 20 - STATISTICS

Competitors Started 24
Planned Start 2019-06-02 @ 17:00:00.000
Actual Start 2019-06-02 @ 17:46:11.017
Finish Time 2019-06-02 @ 18:11:28.446
Track Length 1.9790mi.
Total Laps 375
Total Distance Covered 742.1502mi.

Session Fastest Lap History

NO	CL	NAME	LAP TIME	TIME OF DAY	LAP	VEHICLE
144	150	Luke BALMFORTH	1:42.727	17:47:53.745	1	Caterham 7 Sigma 150 1600
125	150	Jason MCCORMACK	1:36.711	17:49:30.701	2	Caterham 7 Sigma 150 1600
125	150	Jason MCCORMACK	1:35.191	17:51:05.891	3	Caterham 7 Sigma 150 1600
125	150	Jason MCCORMACK	1:35.070	17:52:40.961	4	Caterham 7 Sigma 150 1600
125	150	Jason MCCORMACK	1:34.420	17:54:15.381	5	Caterham 7 Sigma 150 1600
129	150	Tim CHILD	1:34.083	17:54:18.917	5	Caterham 7 Sigma 150 1600
128	150	Harry SENIOR	1:34.043	17:57:33.771	7	Caterham 7 Sigma 150 1600
125	150	Jason MCCORMACK	1:33.826	17:58:58.390	8	Caterham 7 Sigma 150 1600
125	150	Jason MCCORMACK	1:33.385	18:03:40.239	11	Caterham 7 Sigma 150 1600
125	150	Jason MCCORMACK	1:32.875	18:05:13.115	12	Caterham 7 Sigma 150 1600

Session Leader History

NO	CL	NAME	FROM LAP	LAPS LED	DISTANCE	VEHICLE
144	150	Luke BALMFORTH	1	1	1.94 miles	Caterham 7 Sigma 150 1600
125	150	Jason MCCORMACK	2	15	29.68 miles	Caterham 7 Sigma 150 1600

Flag History

TYPE	TIME OF DAY
GREEN	17:46:11.017
FINISH	18:11:28.446

Flag Statistics

TYPE	COUNT	TOTAL LAPS	TOTAL TIME
Green	1	16	26:51.615
Red	0	0	0.000
Safety Car	0	0	0.000
FCY	0	0	0.000

Weather / Track : Cloudy / Wet

These results are provisional until the conclusion of any judicial and technical matters.

Donington Park National
 Circuit Length = 1.9790 miles
 Start: 17:46 Flag 18:11 End: 18:13

Clerk Of Course :	Timekeeper :
-------------------	--------------

Caterham Graduates - Sigma 150, 135, 125

RACE 20 - STATISTICS

CLASS : 150

14 Starters

Fastest Lap History

NO	NAME	LAP TIME	TIME OF DAY	LAP	VEHICLE
144	Luke BALMFORTH	1:42.727	17:47:53.745	1	Caterham 7 Sigma 150 1600
125	Jason MCCORMACK	1:36.711	17:49:30.701	2	Caterham 7 Sigma 150 1600
125	Jason MCCORMACK	1:35.191	17:51:05.891	3	Caterham 7 Sigma 150 1600
125	Jason MCCORMACK	1:35.070	17:52:40.961	4	Caterham 7 Sigma 150 1600
125	Jason MCCORMACK	1:34.420	17:54:15.381	5	Caterham 7 Sigma 150 1600
129	Tim CHILD	1:34.083	17:54:18.917	5	Caterham 7 Sigma 150 1600
128	Harry SENIOR	1:34.043	17:57:33.771	7	Caterham 7 Sigma 150 1600
125	Jason MCCORMACK	1:33.826	17:58:58.390	8	Caterham 7 Sigma 150 1600
125	Jason MCCORMACK	1:33.385	18:03:40.239	11	Caterham 7 Sigma 150 1600
125	Jason MCCORMACK	1:32.875	18:05:13.115	12	Caterham 7 Sigma 150 1600

Leader History

NO	NAME	FROM LAP	LAPS LED	DISTANCE	VEHICLE
144	Luke BALMFORTH	1	1	1.94 miles	Caterham 7 Sigma 150 1600
125	Jason MCCORMACK	2	15	29.68 miles	Caterham 7 Sigma 150 1600

Weather / Track : Cloudy / Wet

These results are provisional until the conclusion of any judicial and technical matters.

Donington Park National
Circuit Length = 1.9790 miles
Start: 17:46 Flag 18:11 End: 18:13

Clerk Of Course :		Timekeeper :
-------------------	--	--------------

Caterham Graduates - Sigma 150, 135, 125

RACE 20 - STATISTICS

CLASS : 135

8 Starters

Fastest Lap History

NO	NAME	LAP TIME	TIME OF DAY	LAP	VEHICLE
10	James GILMOUR	1:49.652	17:48:00.671	1	Caterham 7 Sigma 135 1600
10	James GILMOUR	1:39.856	17:49:40.528	2	Caterham 7 Sigma 135 1600
10	James GILMOUR	1:37.916	17:51:18.443	3	Caterham 7 Sigma 135 1600
10	James GILMOUR	1:37.345	17:54:34.272	5	Caterham 7 Sigma 135 1600
10	James GILMOUR	1:37.247	17:56:11.518	6	Caterham 7 Sigma 135 1600
10	James GILMOUR	1:36.828	17:57:48.346	7	Caterham 7 Sigma 135 1600
175	Neil FRASER	1:36.370	18:01:20.036	9	Caterham 7 Sigma 135 1600
10	James GILMOUR	1:35.342	18:02:38.316	10	Caterham 7 Sigma 135 1600
10	James GILMOUR	1:34.300	18:07:24.987	13	Caterham 7 Sigma 135 1600

Leader History

NO	NAME	FROM LAP	LAPS LED	DISTANCE	VEHICLE
10	James GILMOUR	1	16	31.62 miles	Caterham 7 Sigma 135 1600

Weather / Track : Cloudy / Wet

These results are provisional until the conclusion of any judicial and technical matters.

Donington Park National
Circuit Length = 1.9790 miles
Start: 17:46 Flag 18:11 End: 18:13

Clerk Of Course :		Timekeeper :
-------------------	--	--------------

Caterham Graduates - Sigma 150, 135, 125

RACE 20 - STATISTICS

CLASS : 125

2 Starters

Fastest Lap History

NO	NAME	LAP TIME	TIME OF DAY	LAP	VEHICLE
192	Matthew LEWIS	2:03.084	17:48:14.103	1	Caterham 7 Sigma 125 1600
192	Matthew LEWIS	1:40.556	17:49:54.658	2	Caterham 7 Sigma 125 1600
192	Matthew LEWIS	1:37.616	17:53:13.295	4	Caterham 7 Sigma 125 1600
192	Matthew LEWIS	1:36.940	17:56:27.947	6	Caterham 7 Sigma 125 1600
192	Matthew LEWIS	1:36.278	17:58:04.225	7	Caterham 7 Sigma 125 1600
192	Matthew LEWIS	1:35.846	18:02:52.860	10	Caterham 7 Sigma 125 1600
192	Matthew LEWIS	1:35.671	18:04:28.532	11	Caterham 7 Sigma 125 1600
192	Matthew LEWIS	1:35.585	18:10:52.186	15	Caterham 7 Sigma 125 1600

Leader History

NO	NAME	FROM LAP	LAPS LED	DISTANCE	VEHICLE
192	Matthew LEWIS	1	16	31.62 miles	Caterham 7 Sigma 125 1600

Weather / Track : Cloudy / Wet

These results are provisional until the conclusion of any judicial and technical matters.

Donington Park National
Circuit Length = 1.9790 miles
Start: 17:46 Flag 18:11 End: 18:13

Clerk Of Course :		Timekeeper :
-------------------	--	--------------