



CATERHAM GRADUATES – 135, 150, Mega and Classic

Brands Hatch Indy Circuit

22nd / 23rd June 2019



Results Provided by Timing Solutions Ltd
www.tsl-timing.com

Caterham Graduates Championship - 135/150/Mega/Classic

PRACTICE - CLASSIFICATION

POS	NO	CL	PIC NAME	ENTRY	TIME	ON	LAPS	GAP	DIFF	MPH
1	141	V3p0883	1 Jonathan CURRY	Caterham 7 Sigma 150 1600	53.585	15	21			81.15
2	54	P1hjd	1 Kevin BARRETT	Caterham 7 Mega 1600	54.119	5	11	0.534	0.534	80.35
3	146	V3p0883	2 Chris DEAR	Caterham 7 Sigma 150 1600	54.550	7	13	0.965	0.431	79.71
4	59	P1hjd	2 Neil STURGESS	Caterham 7 Mega 1600	54.672	15	15	1.087	0.122	79.53
5	69	P1hjd	3 John BENFIELD	Caterham 7 Mega 1600	54.698	19	21	1.113	0.026	79.50
6	63	P1hjd	4 Chris SAVAGE	Caterham 7 Mega 1600	55.090	15	18	1.505	0.392	78.93
7	57	P1hjd	5 Kim RAYMENT	Caterham 7 Mega 1600	55.128	10	22	1.543	0.038	78.88
8	147	V3p0883	3 Colin LOUGHLIN	Caterham 7 Sigma 150 1600	56.266	20	21	2.681	1.138	77.28
9	168	V3p0868	1 Adam HARRISON	Caterham 7 Sigma 135 1600	56.534	19	21	2.949	0.268	76.92
10	82	F6hVE	1 Robin WEBB	Caterham 7 Classic 1600	58.426	13	20	4.841	1.892	74.42
11	85	F6hVE	2 Mark CARTER	Caterham 7 Classic 1600	58.562	15	18	4.977	0.136	74.25
12	88	F6hVE	3 Peter TATTERSALL	Caterham 7 Classic 1600	59.357	12	13	5.772	0.795	73.26
13	87	F6hVE	4 Trevor HARBER	Caterham 7 Classic 1600	59.370	17	20	5.785	0.013	73.24
14	86	F6hVE	5 Iain KINGHORN	Caterham 7 Classic 1600	1:00.232	8	12	6.647	0.862	72.19
15	91	F6hVE	6 Darren GRAINGER	Caterham 7 Classic 1600	1:00.421	7	18	6.836	0.189	71.97
16	90	F6hVE	7 Andrew COOPER	Caterham 7 Classic 1600	1:01.382	9	10	7.797	0.961	70.84
17	98	F6hVE	8 Robert APPLETON	Caterham 7 Classic 1600	1:01.641	17	19	8.056	0.259	70.54
18	89	F6hVE	9 Michael SEGAL	Caterham 7 Classic 1600	1:01.989	5	7	8.404	0.348	70.15

Weather / Track : Bright / Dry

These results are provisional until the conclusion of any judicial and technical matters.

Brands Hatch Indy

Circuit Length = 1.2079 miles

Start: 09:53 Flag 10:13 End: 10:14

Clerk Of Course :	Timekeeper :
-------------------	--------------

Caterham Graduates Championship - 135/150/Mega/Classic

PRACTICE - LAP ANALYSIS

DIFF = Difference To Personal Best Lap

P1 141 Jonathan CURRY				
LAP	LAP TIME	DIFF	MPH	TIME OF DAY
1 -	1:01.917	8.332	70.23	09:54:15.826
2 -	57.676	4.091	75.39	09:55:13.502
3 -	55.514	1.929	78.33	09:56:09.016
4 -	55.634	2.049	78.16	09:57:04.650
5 -	54.485	0.900	79.81	09:57:59.135
6 -	54.273	0.688	80.12	09:58:53.408
7 -	55.648	2.063	78.14	09:59:49.056
8 -	55.159	1.574	78.83	10:00:44.215
9 -	55.055	1.470	78.98	10:01:39.270
10 -	54.393	0.808	79.94	10:02:33.663
11 -	54.529	0.944	79.74	10:03:28.192
12 -	54.445	0.860	79.87	10:04:22.637
13 -	54.285	0.700	80.10	10:05:16.922
14 -	53.884 (2)	0.299	80.70	10:06:10.806
15 -	53.585 (1)		81.15	10:07:04.391
16 -	55.881	2.296	77.81	10:08:00.272
17 -	2:15.024 P	1:21.439	32.20	10:10:15.296
18 -	57.971	4.386	75.01	10:11:13.267
19 -	54.554	0.969	79.71	10:12:07.821
20 -	54.210 (3)	0.625	80.21	10:13:02.031
21 -	54.360	0.775	79.99	10:13:56.391

P2 54 Kevin BARRETT				
LAP	LAP TIME	DIFF	MPH	TIME OF DAY
1 -	1:01.146	7.027	71.11	09:54:20.336
2 -	55.917	1.798	77.76	09:55:16.253
3 -	54.814	0.695	79.33	09:56:11.067
4 -	54.622	0.503	79.61	09:57:05.689
5 -	54.119 (1)		80.35	09:57:59.808
6 -	54.207 (2)	0.088	80.22	09:58:54.015
7 -	54.750	0.631	79.42	09:59:48.765
8 -	55.512	1.393	78.33	10:00:44.277
9 -	57.415	3.296	75.73	10:01:41.692
10 -	54.891	0.772	79.22	10:02:36.583
11 -	54.379 (3)	0.260	79.96	10:03:30.962

P3 146 Chris DEAR				
LAP	LAP TIME	DIFF	MPH	TIME OF DAY
1 -	1:01.457	6.907	70.75	09:54:08.839
2 -	57.221	2.671	75.99	09:55:06.060
3 -	55.949	1.399	77.72	09:56:02.009
4 -	55.225	0.675	78.74	09:56:57.234
5 -	55.083	0.533	78.94	09:57:52.317
6 -	56.086	1.536	77.53	09:58:48.403
7 -	54.550 (1)		79.71	09:59:42.953
8 -	3:43.646 P	2:49.096	19.44	10:03:26.599
9 -	1:05.225	10.675	66.67	10:04:31.824
10 -	57.538	2.988	75.57	10:05:29.362
11 -	58.306	3.756	74.58	10:06:27.668
12 -	54.880 (2)	0.330	79.23	10:07:22.548
13 -	54.899 (3)	0.349	79.21	10:08:17.447

P4 59 Neil STURGESS				
LAP	LAP TIME	DIFF	MPH	TIME OF DAY
1 -	1:03.548	8.876	68.43	09:54:18.497
2 -	58.393	3.721	74.47	09:55:16.890
3 -	56.744	2.072	76.63	09:56:13.634
4 -	56.166	1.494	77.42	09:57:09.800
5 -	55.521	0.849	78.32	09:58:05.321

DIFF = Difference To Personal Best Lap

6 -	55.680	1.008	78.09	09:59:01.001
7 -	55.427	0.755	78.45	09:59:56.428
8 -	55.876	1.204	77.82	10:00:52.304
9 -	55.480	0.808	78.38	10:01:47.784
10 -	54.848 (3)	0.176	79.28	10:02:42.632
11 -	54.763 (2)	0.091	79.40	10:03:37.395
12 -	55.183	0.511	78.80	10:04:32.578
13 -	55.450	0.778	78.42	10:05:28.028
14 -	55.049	0.377	78.99	10:06:23.077
15 -	54.672 (1)		79.53	10:07:17.749

P5 69 John BENFIELD				
LAP	LAP TIME	DIFF	MPH	TIME OF DAY
1 -	1:05.640	10.942	66.24	09:54:25.806
2 -	58.469	3.771	74.37	09:55:24.275
3 -	56.534	1.836	76.92	09:56:20.809
4 -	56.622	1.924	76.80	09:57:17.431
5 -	56.074	1.376	77.55	09:58:13.505
6 -	55.538	0.840	78.29	09:59:09.043
7 -	55.193	0.495	78.78	10:00:04.236
8 -	55.062	0.364	78.97	10:00:59.298
9 -	56.245	1.547	77.31	10:01:55.543
10 -	55.608	0.910	78.20	10:02:51.151
11 -	56.779	2.081	76.58	10:03:47.930
12 -	55.046 (3)	0.348	78.99	10:04:42.976
13 -	56.580	1.882	76.85	10:05:39.556
14 -	56.574	1.876	76.86	10:06:36.130
15 -	56.024	1.326	77.62	10:07:32.154
16 -	56.516	1.818	76.94	10:08:28.670
17 -	56.146	1.448	77.45	10:09:24.816
18 -	55.010 (2)	0.312	79.05	10:10:19.826
19 -	54.698 (1)		79.50	10:11:14.524
20 -	56.472	1.774	77.00	10:12:10.996
21 -	55.293	0.595	78.64	10:13:06.289

P6 63 Chris SAVAGE				
LAP	LAP TIME	DIFF	MPH	TIME OF DAY
1 -	1:05.988	10.898	65.89	09:54:14.283
2 -	1:00.663	5.573	71.68	09:55:14.946
3 -	59.510	4.420	73.07	09:56:14.456
4 -	57.112	2.022	76.14	09:57:11.568
5 -	56.801	1.711	76.55	09:58:08.369
6 -	57.023	1.933	76.26	09:59:05.392
7 -	56.583	1.493	76.85	10:00:01.975
8 -	56.094	1.004	77.52	10:00:58.069
9 -	56.679	1.589	76.72	10:01:54.748
10 -	55.742	0.652	78.01	10:02:50.490
11 -	56.002	0.912	77.65	10:03:46.492
12 -	55.568	0.478	78.25	10:04:42.060
13 -	56.484	1.394	76.98	10:05:38.544
14 -	55.893	0.803	77.80	10:06:34.437
15 -	55.090 (1)		78.93	10:07:29.527
16 -	56.101	1.011	77.51	10:08:25.628
17 -	55.497 (2)	0.407	78.35	10:09:21.125
18 -	55.567 (3)	0.477	78.25	10:10:16.692

P7 57 Kim RAYMENT				
LAP	LAP TIME	DIFF	MPH	TIME OF DAY
1 -	1:02.999	7.871	69.02	09:54:19.558
2 -	56.667	1.539	76.73	09:55:16.225
3 -	56.147	1.019	77.45	09:56:12.372
4 -	55.773	0.645	77.96	09:57:08.145

Weather / Track : Bright / Dry

Brands Hatch Indy
Circuit Length = 1.2079 miles
Start: 09:53 Flag 10:13 End: 10:14

Caterham Graduates Championship - 135/150/Mega/Classic

PRACTICE - LAP ANALYSIS

DIFF = Difference To Personal Best Lap

5 -	55.736	0.608	78.02	09:58:03.881
6 -	55.968	0.840	77.69	09:58:59.849
7 -	55.160 (2)	0.032	78.83	09:59:55.009
8 -	55.164 (3)	0.036	78.83	10:00:50.173
9 -	56.625	1.497	76.79	10:01:46.798
10 -	55.128 (1)		78.88	10:02:41.926
11 -	55.387	0.259	78.51	10:03:37.313
12 -	56.443	1.315	77.04	10:04:33.756
13 -	55.452	0.324	78.42	10:05:29.208
14 -	55.547	0.419	78.28	10:06:24.755
15 -	55.417	0.289	78.47	10:07:20.172
16 -	55.552	0.424	78.27	10:08:15.724
17 -	55.389	0.261	78.51	10:09:11.113
18 -	55.609	0.481	78.19	10:10:06.722
19 -	55.498	0.370	78.35	10:11:02.220
20 -	55.490	0.362	78.36	10:11:57.710
21 -	55.859	0.731	77.84	10:12:53.569
22 -	55.549	0.421	78.28	10:13:49.118

P8 147 Colin LOUGHLIN

LAP	LAP TIME	DIFF	MPH	TIME OF DAY
1 -	1:03.418	7.152	68.57	09:54:28.081
2 -	59.066	2.800	73.62	09:55:27.147
3 -	58.816	2.550	73.93	09:56:25.963
4 -	58.255	1.989	74.64	09:57:24.218
5 -	58.221	1.955	74.69	09:58:22.439
6 -	57.790	1.524	75.24	09:59:20.229
7 -	57.769	1.503	75.27	10:00:17.998
8 -	56.971	0.705	76.33	10:01:14.969
9 -	57.414	1.148	75.74	10:02:12.383
10 -	56.799	0.533	76.56	10:03:09.182
11 -	57.356	1.090	75.81	10:04:06.538
12 -	59.943	3.677	72.54	10:05:06.481
13 -	57.287	1.021	75.90	10:06:03.768
14 -	56.465 (3)	0.199	77.01	10:07:00.233
15 -	57.153	0.887	76.08	10:07:57.386
16 -	56.682	0.416	76.71	10:08:54.068
17 -	56.788	0.522	76.57	10:09:50.856
18 -	56.784	0.518	76.58	10:10:47.640
19 -	56.319 (2)	0.053	77.21	10:11:43.959
20 -	56.266 (1)		77.28	10:12:40.225
21 -	57.105	0.839	76.15	10:13:37.330

P9 168 Adam HARRISON

LAP	LAP TIME	DIFF	MPH	TIME OF DAY
1 -	1:07.548	11.014	64.37	09:54:30.231
2 -	59.438	2.904	73.16	09:55:29.669
3 -	58.447	1.913	74.40	09:56:28.116
4 -	58.156	1.622	74.77	09:57:26.272
5 -	58.162	1.628	74.76	09:58:24.434
6 -	57.090	0.556	76.17	09:59:21.524
7 -	57.265	0.731	75.93	10:00:18.789
8 -	56.769	0.235	76.60	10:01:15.558
9 -	57.693	1.159	75.37	10:02:13.251
10 -	56.546 (3)	0.012	76.90	10:03:09.797
11 -	56.782	0.248	76.58	10:04:06.579
12 -	59.877	3.343	72.62	10:05:06.456
13 -	57.547	1.013	75.56	10:06:04.003
14 -	56.706	0.172	76.68	10:07:00.709
15 -	56.541 (2)	0.007	76.91	10:07:57.250
16 -	56.618	0.084	76.80	10:08:53.868
17 -	56.578	0.044	76.86	10:09:50.446
18 -	57.071	0.537	76.19	10:10:47.517

DIFF = Difference To Personal Best Lap

19 -	56.534 (1)		76.92	10:11:44.051
20 -	56.837	0.303	76.51	10:12:40.888
21 -	57.106	0.572	76.14	10:13:37.994

P10 82 Robin WEBB

LAP	LAP TIME	DIFF	MPH	TIME OF DAY
1 -	1:04.279	5.853	67.65	09:54:27.933
2 -	59.570	1.144	72.99	09:55:27.503
3 -	59.243	0.817	73.40	09:56:26.746
4 -	58.960	0.534	73.75	09:57:25.706
5 -	58.805	0.379	73.94	09:58:24.511
6 -	59.032	0.606	73.66	09:59:23.543
7 -	59.049	0.623	73.64	10:00:22.592
8 -	59.122	0.696	73.55	10:01:21.714
9 -	58.961	0.535	73.75	10:02:20.675
10 -	58.972	0.546	73.74	10:03:19.647
11 -	59.156	0.730	73.51	10:04:18.803
12 -	58.556	0.130	74.26	10:05:17.359
13 -	58.426 (1)		74.42	10:06:15.785
14 -	58.566	0.140	74.25	10:07:14.351
15 -	58.615	0.189	74.18	10:08:12.966
16 -	58.746	0.320	74.02	10:09:11.712
17 -	59.037	0.611	73.65	10:10:10.749
18 -	59.146	0.720	73.52	10:11:09.895
19 -	58.449 (2)	0.023	74.39	10:12:08.344
20 -	58.489 (3)	0.063	74.34	10:13:06.833

P11 85 Mark CARTER

LAP	LAP TIME	DIFF	MPH	TIME OF DAY
1 -	1:06.632	8.070	65.26	09:54:18.185
2 -	1:00.696	2.134	71.64	09:55:18.881
3 -	59.757	1.195	72.77	09:56:18.638
4 -	59.172	0.610	73.49	09:57:17.810
5 -	58.843	0.281	73.90	09:58:16.653
6 -	59.187	0.625	73.47	09:59:15.840
7 -	58.991	0.429	73.71	10:00:14.831
8 -	59.029	0.467	73.66	10:01:13.860
9 -	1:01.996	3.434	70.14	10:02:15.856
10 -	58.919	0.357	73.80	10:03:14.775
11 -	58.981	0.419	73.72	10:04:13.756
12 -	59.084	0.522	73.60	10:05:12.840
13 -	58.650 (2)	0.088	74.14	10:06:11.490
14 -	58.688 (3)	0.126	74.09	10:07:10.178
15 -	58.562 (1)		74.25	10:08:08.740
16 -	58.894	0.332	73.83	10:09:07.634
17 -	59.549	0.987	73.02	10:10:07.183
18 -	59.261	0.699	73.38	10:11:06.444

P12 88 Peter TATTERSALL

LAP	LAP TIME	DIFF	MPH	TIME OF DAY
1 -	1:05.120	5.763	66.77	09:54:34.012
2 -	1:01.319	1.962	70.91	09:55:35.331
3 -	1:00.452	1.095	71.93	09:56:35.783
4 -	1:00.680	1.323	71.66	09:57:36.463
5 -	1:01.136	1.779	71.13	09:58:37.599
6 -	2:24.137 P	1:24.780	30.16	10:01:01.736
7 -	1:02.207	2.850	69.90	10:02:03.943
8 -	59.935 (2)	0.578	72.55	10:03:03.878
9 -	59.941 (3)	0.584	72.54	10:04:03.819
10 -	1:00.500	1.143	71.87	10:05:04.319
11 -	1:00.088	0.731	72.37	10:06:04.407
12 -	59.357 (1)		73.26	10:07:03.764

Weather / Track : Bright / Dry

Brands Hatch Indy

Circuit Length = 1.2079 miles

Start: 09:53 Flag 10:13 End: 10:14

Caterham Graduates Championship - 135/150/Mega/Classic

PRACTICE - LAP ANALYSIS

DIFF = Difference To Personal Best Lap

13 - 59.943 0.586 72.54 10:08:03.707

P13 87 Trevor HARBER				
LAP	LAP TIME	DIFF	MPH	TIME OF DAY
1 -	1:10.998	11.628	61.24	09:54:21.558
2 -	1:03.619	4.249	68.35	09:55:25.177
3 -	1:02.598	3.228	69.46	09:56:27.775
4 -	1:01.187	1.817	71.07	09:57:28.962
5 -	1:01.550	2.180	70.65	09:58:30.512
6 -	1:00.746	1.376	71.58	09:59:31.258
7 -	1:00.255	0.885	72.17	10:00:31.513
8 -	59.535 (3)	0.165	73.04	10:01:31.048
9 -	1:00.133	0.763	72.31	10:02:31.181
10 -	1:02.560	3.190	69.51	10:03:33.741
11 -	1:04.132	4.762	67.80	10:04:37.873
12 -	1:01.312	1.942	70.92	10:05:39.185
13 -	1:00.986	1.616	71.30	10:06:40.171
14 -	59.953	0.583	72.53	10:07:40.124
15 -	1:00.390	1.020	72.00	10:08:40.514
16 -	59.758	0.388	72.77	10:09:40.272
17 -	59.370 (1)		73.24	10:10:39.642
18 -	59.375 (2)	0.005	73.23	10:11:39.017
19 -	1:01.938	2.568	70.20	10:12:40.955
20 -	1:02.389	3.019	69.70	10:13:43.344

P14 86 Iain KINGHORN				
LAP	LAP TIME	DIFF	MPH	TIME OF DAY
1 -	1:08.660	8.428	63.33	09:54:41.078
2 -	1:01.451	1.219	70.76	09:55:42.529
3 -	1:02.540	2.308	69.53	09:56:45.069
4 -	1:01.031	0.799	71.25	09:57:46.100
5 -	1:00.782	0.550	71.54	09:58:46.882
6 -	1:00.474 (3)	0.242	71.90	09:59:47.356
7 -	1:01.008	0.776	71.27	10:00:48.364
8 -	1:00.232 (1)		72.19	10:01:48.596
9 -	1:00.853	0.621	71.46	10:02:49.449
10 -	1:01.893	1.661	70.26	10:03:51.342
11 -	1:00.303 (2)	0.071	72.11	10:04:51.645
12 -	1:01.268	1.036	70.97	10:05:52.913

P15 91 Darren GRAINGER				
LAP	LAP TIME	DIFF	MPH	TIME OF DAY
1 -	1:10.440	10.019	61.73	09:54:23.700
2 -	1:04.250	3.829	67.68	09:55:27.950
3 -	1:01.552	1.131	70.64	09:56:29.502
4 -	1:00.814	0.393	71.50	09:57:30.316
5 -	1:00.752 (3)	0.331	71.57	09:58:31.068
6 -	1:01.292	0.871	70.94	09:59:32.360
7 -	1:00.421 (1)		71.97	10:00:32.781
8 -	1:03.081	2.660	68.93	10:01:35.862
9 -	1:40.883 P	40.462	43.10	10:03:16.745
10 -	1:15.538	15.117	57.56	10:04:32.283
11 -	1:05.509	5.088	66.38	10:05:37.792
12 -	1:03.548	3.127	68.43	10:06:41.340
13 -	1:00.722 (2)	0.301	71.61	10:07:42.062
14 -	1:44.162 P	43.741	41.74	10:09:26.224
15 -	1:08.437	8.016	63.54	10:10:34.661
16 -	1:01.374	0.953	70.85	10:11:36.035
17 -	1:01.154	0.733	71.10	10:12:37.189
18 -	1:01.221	0.800	71.03	10:13:38.410

DIFF = Difference To Personal Best Lap

P16 90 Andrew COOPER				
LAP	LAP TIME	DIFF	MPH	TIME OF DAY
1 -	1:12.403	11.021	60.06	09:54:38.112
2 -	1:03.356	1.974	68.63	09:55:41.468
3 -	1:04.235	2.853	67.69	09:56:45.703
4 -	1:01.720 (2)	0.338	70.45	09:57:47.423
5 -	1:02.849	1.467	69.19	09:58:50.272
6 -	1:02.532	1.150	69.54	09:59:52.804
7 -	1:02.413 (3)	1.031	69.67	10:00:55.217
8 -	1:03.327	1.945	68.66	10:01:58.544
9 -	1:01.382 (1)		70.84	10:02:59.926
10 -	1:02.626	1.244	69.43	10:04:02.552

P17 98 Robert APPLETON				
LAP	LAP TIME	DIFF	MPH	TIME OF DAY
1 -	1:06.479	4.838	65.41	09:54:28.200
2 -	1:03.515	1.874	68.46	09:55:31.715
3 -	1:03.169	1.528	68.84	09:56:34.884
4 -	1:03.528	1.887	68.45	09:57:38.412
5 -	1:01.819 (3)	0.178	70.34	09:58:40.231
6 -	1:02.258	0.617	69.84	09:59:42.489
7 -	1:02.515	0.874	69.56	10:00:45.004
8 -	1:02.671	1.030	69.38	10:01:47.675
9 -	1:02.606	0.965	69.45	10:02:50.281
10 -	1:02.550	0.909	69.52	10:03:52.831
11 -	1:01.706 (2)	0.065	70.47	10:04:54.537
12 -	1:03.148	1.507	68.86	10:05:57.685
13 -	1:02.569	0.928	69.50	10:07:00.254
14 -	1:03.187	1.546	68.82	10:08:03.441
15 -	1:03.108	1.467	68.90	10:09:06.549
16 -	1:02.770	1.129	69.27	10:10:09.319
17 -	1:01.641 (1)		70.54	10:11:10.960
18 -	1:02.335	0.694	69.76	10:12:13.295
19 -	1:02.705	1.064	69.35	10:13:16.000

P18 89 Michael SEGAL				
LAP	LAP TIME	DIFF	MPH	TIME OF DAY
1 -	1:07.785	5.796	64.15	09:54:26.090
2 -	1:03.937	1.948	68.01	09:55:30.027
3 -	1:02.805	0.816	69.23	09:56:32.832
4 -	1:02.135 (2)	0.146	69.98	09:57:34.967
5 -	1:01.989 (1)		70.15	09:58:36.956
6 -	1:02.408 (3)	0.419	69.68	09:59:39.364
7 -	1:03.049	1.060	68.97	10:00:42.413

Weather / Track : Bright / Dry

Brands Hatch Indy
Circuit Length = 1.2079 miles
Start: 09:53 Flag 10:13 End: 10:14

Caterham Graduates Championship - 135/150/Mega/Classic

PRACTICE - STATISTICS

Competitors Started 18
Planned Start 2019-06-22 @ 10:00:00.000
Actual Start 2019-06-22 @ 09:53:01.396
Finish Time 2019-06-22 @ 10:13:02.798
Track Length 1.2079mi.
Total Laps 300
Total Distance Covered 362.3836mi.

Session Fastest Lap History

NO	CL	NAME	LAP TIME	TIME OF DAY	LAP	VEHICLE
146	Vljpd##83	Chris DEAR	57.221	09:55:06.074	2	Caterham 7 Sigma 150 1600
57	Phjd	Kim RAYMENT	56.667	09:55:16.238	2	Caterham 7 Mega 1600
54	Phjd	Kevin BARRETT	55.917	09:55:16.253	2	Caterham 7 Mega 1600
141	Vljpd##83	Jonathan CURRY	55.514	09:56:09.029	3	Caterham 7 Sigma 150 1600
54	Phjd	Kevin BARRETT	54.814	09:56:11.080	3	Caterham 7 Mega 1600
54	Phjd	Kevin BARRETT	54.622	09:57:05.703	4	Caterham 7 Mega 1600
141	Vljpd##83	Jonathan CURRY	54.485	09:57:59.148	5	Caterham 7 Sigma 150 1600
54	Phjd	Kevin BARRETT	54.119	09:57:59.821	5	Caterham 7 Mega 1600
141	Vljpd##83	Jonathan CURRY	53.884	10:06:10.819	14	Caterham 7 Sigma 150 1600
141	Vljpd##83	Jonathan CURRY	53.585	10:07:04.403	15	Caterham 7 Sigma 150 1600

Flag History

TYPE	TIME OF DAY
GREEN	09:53:01.396
FINISH	10:13:02.798

Flag Statistics

TYPE	COUNT	TOTAL LAPS	TOTAL TIME
Green	1	22	21:05.972
Red	0	0	0.000
Safety Car	0	0	0.000
FCY	0	0	0.000

Weather / Track : Bright / Dry

These results are provisional until the conclusion of any judicial and technical matters.

Brands Hatch Indy

Circuit Length = 1.2079 miles

Start: 09:53 Flag 10:13 End: 10:14

Clerk Of Course :	Timekeeper :
-------------------	--------------

Caterham Graduates Championship - 135/150/Mega/Classic

PRACTICE - STATISTICS

CLASS : Mega

5 Starters

Fastest Lap History

NO	NAME	LAP TIME	TIME OF DAY	LAP	VEHICLE
63	Chris SAVAGE	1:00.663	09:55:14.960	2	Caterham 7 Mega 1600
57	Kim RAYMENT	56.667	09:55:16.238	2	Caterham 7 Mega 1600
54	Kevin BARRETT	55.917	09:55:16.253	2	Caterham 7 Mega 1600
54	Kevin BARRETT	54.814	09:56:11.080	3	Caterham 7 Mega 1600
54	Kevin BARRETT	54.622	09:57:05.703	4	Caterham 7 Mega 1600
54	Kevin BARRETT	54.119	09:57:59.821	5	Caterham 7 Mega 1600

Weather / Track : Bright / Dry

These results are provisional until the conclusion of any judicial and technical matters.

Brands Hatch Indy

Circuit Length = 1.2079 miles

Start: 09:53 Flag 10:13 End: 10:14

Clerk Of Course :

Timekeeper :

Caterham Graduates Championship - 135/150/Mega/Classic

PRACTICE - STATISTICS

CLASS : Classic

9 Starters

Fastest Lap History

NO	NAME	LAP TIME	TIME OF DAY	LAP	VEHICLE
85	Mark CARTER	1:00.696	09:55:18.895	2	Caterham 7 Classic 1600
82	Robin WEBB	59.570	09:55:27.516	2	Caterham 7 Classic 1600
82	Robin WEBB	59.243	09:56:26.760	3	Caterham 7 Classic 1600
85	Mark CARTER	59.172	09:57:17.824	4	Caterham 7 Classic 1600
82	Robin WEBB	58.960	09:57:25.720	4	Caterham 7 Classic 1600
85	Mark CARTER	58.843	09:58:16.666	5	Caterham 7 Classic 1600
82	Robin WEBB	58.805	09:58:24.511	5	Caterham 7 Classic 1600
82	Robin WEBB	58.556	10:05:17.373	12	Caterham 7 Classic 1600
82	Robin WEBB	58.426	10:06:15.800	13	Caterham 7 Classic 1600

Weather / Track : Bright / Dry

These results are provisional until the conclusion of any judicial and technical matters.

Brands Hatch Indy

Circuit Length = 1.2079 miles

Start: 09:53 Flag 10:13 End: 10:14

Clerk Of Course :

Timekeeper :

Caterham Graduates Championship - 135/150/Mega/Classic

PRACTICE - STATISTICS

CLASS : Sigma 150

3 Starters

Fastest Lap History

NO	NAME	LAP TIME	TIME OF DAY	LAP	VEHICLE
146	Chris DEAR	57.221	09:55:06.074	2	Caterham 7 Sigma 150 1600
146	Chris DEAR	55.949	09:56:02.023	3	Caterham 7 Sigma 150 1600
141	Jonathan CURRY	55.514	09:56:09.029	3	Caterham 7 Sigma 150 1600
146	Chris DEAR	55.225	09:56:57.247	4	Caterham 7 Sigma 150 1600
146	Chris DEAR	55.083	09:57:52.330	5	Caterham 7 Sigma 150 1600
141	Jonathan CURRY	54.485	09:57:59.148	5	Caterham 7 Sigma 150 1600
141	Jonathan CURRY	54.273	09:58:53.421	6	Caterham 7 Sigma 150 1600
141	Jonathan CURRY	53.884	10:06:10.819	14	Caterham 7 Sigma 150 1600
141	Jonathan CURRY	53.585	10:07:04.403	15	Caterham 7 Sigma 150 1600

Weather / Track : Bright / Dry

These results are provisional until the conclusion of any judicial and technical matters.

Brands Hatch Indy

Circuit Length = 1.2079 miles

Start: 09:53 Flag 10:13 End: 10:14

Clerk Of Course :

Timekeeper :

Caterham Graduates Championship - 135/150/Mega/Classic

PRACTICE - STATISTICS

CLASS : Sigma 135

1 Starters

Fastest Lap History

NO	NAME	LAP TIME	TIME OF DAY	LAP	VEHICLE
168	Adam HARRISON	59.438	09:55:29.681	2	Caterham 7 Sigma 135 1600
168	Adam HARRISON	58.447	09:56:28.130	3	Caterham 7 Sigma 135 1600
168	Adam HARRISON	58.156	09:57:26.285	4	Caterham 7 Sigma 135 1600
168	Adam HARRISON	57.090	09:59:21.537	6	Caterham 7 Sigma 135 1600
168	Adam HARRISON	56.769	10:01:15.571	8	Caterham 7 Sigma 135 1600
168	Adam HARRISON	56.546	10:03:09.810	10	Caterham 7 Sigma 135 1600
168	Adam HARRISON	56.541	10:07:57.264	15	Caterham 7 Sigma 135 1600
168	Adam HARRISON	56.534	10:11:44.051	19	Caterham 7 Sigma 135 1600

Weather / Track : Bright / Dry

These results are provisional until the conclusion of any judicial and technical matters.

Brands Hatch Indy

Circuit Length = 1.2079 miles

Start: 09:53 Flag 10:13 End: 10:14

Clerk Of Course :

Timekeeper :

Caterham Graduates Championship - 135/150/Mega/Classic

QUALIFYING - RACE 3 & RACE 10 - CLASSIFICATION

POS	NO	CL	PIC NAME	ENTRY	TIME	ON	LAPS	GAP	DIFF	MPH
1	128	Sigma 150	1 Barry WHITE	Caterham 7 Sigma 150 1600	53.399	16	22			81.43
2	146	Sigma 150	2 Chris DEAR	Caterham 7 Sigma 150 1600	53.873	21	21	0.474	0.474	80.71
3	54	Mega	1 Kevin BARRETT	Caterham 7 Mega 1600	54.080	13	22	0.681	0.207	80.41
4	141	Sigma 150	3 Jonathan CURRY	Caterham 7 Sigma 150 1600	54.205	6	22	0.806	0.125	80.22
5	55	Mega	2 Andy SKINNER	Caterham 7 Mega 1600	54.206	11	22	0.807	0.001	80.22
6	69	Mega	3 John BENFIELD	Caterham 7 Mega 1600	54.406	15	18	1.007	0.200	79.92
7	63	Mega	4 Chris SAVAGE	Caterham 7 Mega 1600	54.770	21	22	1.371	0.364	79.39
8	68	Mega	5 Marc NOARO	Caterham 7 Mega 1600	54.789	19	22	1.390	0.019	79.37
9	59	Mega	6 Neil STURGESS	Caterham 7 Mega 1600	54.861	21	21	1.462	0.072	79.26
10	57	Mega	7 Kim RAYMENT	Caterham 7 Mega 1600	54.978	21	21	1.579	0.117	79.09
11	147	Sigma 150	4 Colin LOUGHLIN	Caterham 7 Sigma 150 1600	56.287	18	21	2.888	1.309	77.25
12	168	Sigma 135	1 Adam HARRISON	Caterham 7 Sigma 135 1600	56.831	11	21	3.432	0.544	76.51
13	85	Classic	1 Mark CARTER	Caterham 7 Classic 1600	58.502	11	21	5.103	1.671	74.33
14	82	Classic	2 Robin WEBB	Caterham 7 Classic 1600	58.620	11	13	5.221	0.118	74.18
15	87	Classic	3 Trevor HARBER	Caterham 7 Classic 1600	58.935	20	20	5.536	0.315	73.78
16	88	Classic	4 Peter TATTERSALL	Caterham 7 Classic 1600	59.226	7	19	5.827	0.291	73.42
17	91	Classic	5 Darren GRAINGER	Caterham 7 Classic 1600	59.634	10	20	6.235	0.408	72.92
18	86	Classic	6 Iain KINGHORN	Caterham 7 Classic 1600	59.646	19	20	6.247	0.012	72.90
19	89	Classic	7 Michael SEGAL	Caterham 7 Classic 1600	1:01.117	10	20	7.718	1.471	71.15
20	90	Classic	8 Andrew COOPER	Caterham 7 Classic 1600	1:01.177	3	19	7.778	0.060	71.08
21	98	Classic	9 Robert APPLETON	Caterham 7 Classic 1600	1:01.328	19	19	7.929	0.151	70.90

Weather / Track : Bright / Dry

These results are provisional until the conclusion of any judicial and technical matters.

Brands Hatch Indy

Circuit Length = 1.2079 miles

Start: 12:25 Flag 12:45 End: 12:46

Clerk Of Course :	Timekeeper :
-------------------	--------------

Caterham Graduates Championship - 135/150/Mega/Classic

QUALIFYING - RACE 3 & RACE 10 - 2ND FASTEST CLASSIFICATION

POS	NO	CL	PIC NAME	ENTRY	TIME	ON	LAPS	GAP	DIFF	MPH
1	128	Sigma 150	1 Barry WHITE	Caterham 7 Sigma 150 1600	53.570	11	22			81.17
2	146	Sigma 150	2 Chris DEAR	Caterham 7 Sigma 150 1600	54.072	19	21	0.502	0.502	80.42
3	54	Mega	1 Kevin BARRETT	Caterham 7 Mega 1600	54.092	14	22	0.522	0.020	80.39
4	141	Sigma 150	3 Jonathan CURRY	Caterham 7 Sigma 150 1600	54.231	21	22	0.661	0.139	80.18
5	55	Mega	2 Andy SKINNER	Caterham 7 Mega 1600	54.251	21	22	0.681	0.020	80.15
6	69	Mega	3 John BENFIELD	Caterham 7 Mega 1600	54.413	16	18	0.843	0.162	79.91
7	59	Mega	4 Neil STURGESS	Caterham 7 Mega 1600	54.881	15	21	1.311	0.468	79.23
8	68	Mega	5 Marc NOARO	Caterham 7 Mega 1600	54.952	21	22	1.382	0.071	79.13
9	57	Mega	6 Kim RAYMENT	Caterham 7 Mega 1600	54.982	14	21	1.412	0.030	79.09
10	63	Mega	7 Chris SAVAGE	Caterham 7 Mega 1600	55.179	19	22	1.609	0.197	78.80
11	147	Sigma 150	4 Colin LOUGHLIN	Caterham 7 Sigma 150 1600	56.583	17	21	3.013	1.404	76.85
12	168	Sigma 135	1 Adam HARRISON	Caterham 7 Sigma 135 1600	56.856	19	21	3.286	0.273	76.48
13	82	Classic	1 Robin WEBB	Caterham 7 Classic 1600	58.743	8	13	5.173	1.887	74.02
14	85	Classic	2 Mark CARTER	Caterham 7 Classic 1600	58.756	15	21	5.186	0.013	74.01
15	87	Classic	3 Trevor HARBER	Caterham 7 Classic 1600	59.076	13	20	5.506	0.320	73.61
16	88	Classic	4 Peter TATTERSALL	Caterham 7 Classic 1600	59.648	10	19	6.078	0.572	72.90
17	86	Classic	5 Iain KINGHORN	Caterham 7 Classic 1600	59.755	12	20	6.185	0.107	72.77
18	91	Classic	6 Darren GRAINGER	Caterham 7 Classic 1600	59.873	15	20	6.303	0.118	72.63
19	89	Classic	7 Michael SEGAL	Caterham 7 Classic 1600	1:01.286	11	20	7.716	1.413	70.95
20	98	Classic	8 Robert APPLETON	Caterham 7 Classic 1600	1:01.501	11	19	7.931	0.215	70.70
21	90	Classic	9 Andrew COOPER	Caterham 7 Classic 1600	1:01.549	10	19	7.979	0.048	70.65

Weather / Track : Bright / Dry

These results are provisional until the conclusion of any judicial and technical matters.

Brands Hatch Indy

Circuit Length = 1.2079 miles

Start: 12:25 Flag 12:45 End: 12:46

Clerk Of Course :	Timekeeper :
-------------------	--------------

Caterham Graduates Championship - 135/150/Mega/Classic

QUALIFYING - RACE 3 & RACE 10 - LAP ANALYSIS

DIFF = Difference To Personal Best Lap

P1 128 Barry WHITE				
LAP	LAP TIME	DIFF	MPH	TIME OF DAY
1 -	59.395	5.996	73.21	12:26:07.244
2 -	55.347	1.948	78.56	12:27:02.591
3 -	54.714	1.315	79.47	12:27:57.305
4 -	54.354	0.955	80.00	12:28:51.659
5 -	54.477	1.078	79.82	12:29:46.136
6 -	54.511	1.112	79.77	12:30:40.647
7 -	54.910	1.511	79.19	12:31:35.557
8 -	54.267	0.868	80.13	12:32:29.824
9 -	54.386	0.987	79.95	12:33:24.210
10 -	54.244	0.845	80.16	12:34:18.454
11 -	53.570 (2)	0.171	81.17	12:35:12.024
12 -	53.671	0.272	81.02	12:36:05.695
13 -	54.680	1.281	79.52	12:37:00.375
14 -	53.645 (3)	0.246	81.06	12:37:54.020
15 -	53.745	0.346	80.91	12:38:47.765
16 -	53.399 (1)		81.43	12:39:41.164
17 -	55.111	1.712	78.90	12:40:36.275
18 -	55.019	1.620	79.03	12:41:31.294
19 -	54.318	0.919	80.05	12:42:25.612
20 -	54.725	1.326	79.46	12:43:20.337
21 -	54.180	0.781	80.26	12:44:14.517
22 -	53.881	0.482	80.70	12:45:08.398

P2 146 Chris DEAR				
LAP	LAP TIME	DIFF	MPH	TIME OF DAY
1 -	59.701	5.828	72.83	12:26:06.682
2 -	55.699	1.826	78.07	12:27:02.381
3 -	54.974	1.101	79.10	12:27:57.355
4 -	54.716	0.843	79.47	12:28:52.071
5 -	54.327	0.454	80.04	12:29:46.398
6 -	55.507	1.634	78.34	12:30:41.905
7 -	55.273	1.400	78.67	12:31:37.178
8 -	56.880	3.007	76.45	12:32:34.058
9 -	54.899	1.026	79.21	12:33:28.957
10 -	55.299	1.426	78.63	12:34:24.256
11 -	54.927	1.054	79.17	12:35:19.183
12 -	54.573	0.700	79.68	12:36:13.756
13 -	54.598	0.725	79.64	12:37:08.354
14 -	1:46.931 P	53.058	40.66	12:38:55.285
15 -	1:02.704	8.831	69.35	12:39:57.989
16 -	55.840	1.967	77.87	12:40:53.829
17 -	54.251	0.378	80.15	12:41:48.080
18 -	54.223 (3)	0.350	80.19	12:42:42.303
19 -	54.072 (2)	0.199	80.42	12:43:36.375
20 -	55.465	1.592	78.40	12:44:31.840
21 -	53.873 (1)		80.71	12:45:25.713

P3 54 Kevin BARRETT				
LAP	LAP TIME	DIFF	MPH	TIME OF DAY
1 -	58.911	4.831	73.81	12:26:08.639
2 -	54.963	0.883	79.11	12:27:03.602
3 -	54.580	0.500	79.67	12:27:58.182
4 -	54.649	0.569	79.57	12:28:52.831
5 -	54.684	0.604	79.52	12:29:47.515
6 -	57.581	3.501	75.52	12:30:45.096
7 -	54.562	0.482	79.70	12:31:39.658
8 -	55.573	1.493	78.25	12:32:35.231
9 -	54.236 (3)	0.156	80.17	12:33:29.467
10 -	54.393	0.313	79.94	12:34:23.860
11 -	57.528	3.448	75.59	12:35:21.388

DIFF = Difference To Personal Best Lap

12 -	54.320	0.240	80.05	12:36:15.708
13 -	54.080 (1)		80.41	12:37:09.788
14 -	54.092 (2)	0.012	80.39	12:38:03.880
15 -	55.451	1.371	78.42	12:38:59.331
16 -	56.352	2.272	77.16	12:39:55.683
17 -	55.612	1.532	78.19	12:40:51.295
18 -	54.517	0.437	79.76	12:41:45.812
19 -	59.425	5.345	73.17	12:42:45.237
20 -	1:06.727	12.647	65.17	12:43:51.964
21 -	54.433	0.353	79.88	12:44:46.397
22 -	54.424	0.344	79.90	12:45:40.821

P4 141 Jonathan CURRY				
LAP	LAP TIME	DIFF	MPH	TIME OF DAY
1 -	59.376	5.171	73.23	12:26:13.366
2 -	55.684	1.479	78.09	12:27:09.050
3 -	55.092	0.887	78.93	12:28:04.142
4 -	55.135	0.930	78.87	12:28:59.277
5 -	54.825	0.620	79.31	12:29:54.102
6 -	54.205 (1)		80.22	12:30:48.307
7 -	54.823	0.618	79.32	12:31:43.130
8 -	56.583	2.378	76.85	12:32:39.713
9 -	55.494	1.289	78.36	12:33:35.207
10 -	54.884	0.679	79.23	12:34:30.091
11 -	56.432	2.227	77.05	12:35:26.523
12 -	54.824	0.619	79.31	12:36:21.347
13 -	54.855	0.650	79.27	12:37:16.202
14 -	54.801	0.596	79.35	12:38:11.003
15 -	54.678 (3)	0.473	79.53	12:39:05.681
16 -	54.922	0.717	79.17	12:40:00.603
17 -	56.421	2.216	77.07	12:40:57.024
18 -	55.943	1.738	77.73	12:41:52.967
19 -	54.792	0.587	79.36	12:42:47.759
20 -	55.384	1.179	78.51	12:43:43.143
21 -	54.231 (2)	0.026	80.18	12:44:37.374
22 -	56.316	2.111	77.21	12:45:33.690

P5 55 Andy SKINNER				
LAP	LAP TIME	DIFF	MPH	TIME OF DAY
1 -	1:02.505	8.299	69.57	12:26:29.144
2 -	59.303	5.097	73.32	12:27:28.447
3 -	56.773	2.567	76.59	12:28:25.220
4 -	55.101	0.895	78.92	12:29:20.321
5 -	54.727	0.521	79.45	12:30:15.048
6 -	54.660	0.454	79.55	12:31:09.708
7 -	54.507	0.301	79.78	12:32:04.215
8 -	56.075	1.869	77.54	12:33:00.290
9 -	54.495	0.289	79.79	12:33:54.785
10 -	54.342	0.136	80.02	12:34:49.127
11 -	54.206 (1)		80.22	12:35:43.333
12 -	54.722	0.516	79.46	12:36:38.055
13 -	55.165	0.959	78.82	12:37:33.220
14 -	55.668	1.462	78.11	12:38:28.888
15 -	54.314 (3)	0.108	80.06	12:39:23.202
16 -	54.360	0.154	79.99	12:40:17.562
17 -	56.249	2.043	77.30	12:41:13.811
18 -	54.487	0.281	79.80	12:42:08.298
19 -	55.137	0.931	78.86	12:43:03.435
20 -	54.436	0.230	79.88	12:43:57.871
21 -	54.251 (2)	0.045	80.15	12:44:52.122
22 -	56.320	2.114	77.21	12:45:48.442

Weather / Track : Bright / Dry

Brands Hatch Indy
Circuit Length = 1.2079 miles
Start: 12:25 Flag 12:45 End: 12:46

Caterham Graduates Championship - 135/150/Mega/Classic

QUALIFYING - RACE 3 & RACE 10 - LAP ANALYSIS

DIFF = Difference To Personal Best Lap

P6 69 John BENFIELD				
LAP	LAP TIME	DIFF	MPH	TIME OF DAY
1 -	1:01.617	7.211	70.57	12:26:17.616
2 -	4:03.792 P	3:09.386	17.83	12:30:21.408
3 -	1:02.052	7.646	70.07	12:31:23.460
4 -	55.757	1.351	77.99	12:32:19.217
5 -	55.010	0.604	79.05	12:33:14.227
6 -	54.856	0.450	79.27	12:34:09.083
7 -	54.851	0.445	79.28	12:35:03.934
8 -	54.730	0.324	79.45	12:35:58.664
9 -	54.744	0.338	79.43	12:36:53.408
10 -	56.456	2.050	77.02	12:37:49.864
11 -	55.119	0.713	78.89	12:38:44.983
12 -	55.751	1.345	78.00	12:39:40.734
13 -	56.370	1.964	77.14	12:40:37.104
14 -	55.117	0.711	78.89	12:41:32.221
15 -	54.406 (1)		79.92	12:42:26.627
16 -	54.413 (2)	0.007	79.91	12:43:21.040
17 -	58.765	4.359	73.99	12:44:19.805
18 -	54.558 (3)	0.152	79.70	12:45:14.363

P7 63 Chris SAVAGE				
LAP	LAP TIME	DIFF	MPH	TIME OF DAY
1 -	1:01.047	6.277	71.23	12:26:11.663
2 -	57.303	2.533	75.88	12:27:08.966
3 -	56.770	2.000	76.60	12:28:05.736
4 -	56.551	1.781	76.89	12:29:02.287
5 -	56.697	1.927	76.69	12:29:58.984
6 -	56.310	1.540	77.22	12:30:55.294
7 -	56.017	1.247	77.63	12:31:51.311
8 -	56.110	1.340	77.50	12:32:47.421
9 -	55.585	0.815	78.23	12:33:43.006
10 -	57.725	2.955	75.33	12:34:40.731
11 -	56.119	1.349	77.48	12:35:36.850
12 -	56.234	1.464	77.33	12:36:33.084
13 -	55.441	0.671	78.43	12:37:28.525
14 -	55.288 (3)	0.518	78.65	12:38:23.813
15 -	55.919	1.149	77.76	12:39:19.732
16 -	55.916	1.146	77.77	12:40:15.648
17 -	57.529	2.759	75.58	12:41:13.177
18 -	56.021	1.251	77.62	12:42:09.198
19 -	55.179 (2)	0.409	78.80	12:43:04.377
20 -	56.080	1.310	77.54	12:44:00.457
21 -	54.770 (1)		79.39	12:44:55.227
22 -	55.346	0.576	78.57	12:45:50.573

P8 68 Marc NOARO				
LAP	LAP TIME	DIFF	MPH	TIME OF DAY
1 -	59.591	4.802	72.97	12:26:08.510
2 -	56.085	1.296	77.53	12:27:04.595
3 -	55.139	0.350	78.86	12:27:59.734
4 -	55.516	0.727	78.33	12:28:55.250
5 -	1:06.562	11.773	65.33	12:30:01.812
6 -	55.803	1.014	77.92	12:30:57.615
7 -	55.727	0.938	78.03	12:31:53.342
8 -	55.842	1.053	77.87	12:32:49.184
9 -	55.119 (3)	0.330	78.89	12:33:44.303
10 -	57.035	2.246	76.24	12:34:41.338
11 -	55.820	1.031	77.90	12:35:37.158
12 -	55.714	0.925	78.05	12:36:32.872
13 -	55.289	0.500	78.65	12:37:28.161
14 -	55.259	0.470	78.69	12:38:23.420

DIFF = Difference To Personal Best Lap

15 -	56.719	1.930	76.66	12:39:20.139
16 -	56.522	1.733	76.93	12:40:16.661
17 -	57.191	2.402	76.03	12:41:13.852
18 -	56.035	1.246	77.60	12:42:09.887
19 -	54.789 (1)		79.37	12:43:04.676
20 -	56.430	1.641	77.06	12:44:01.106
21 -	54.952 (2)	0.163	79.13	12:44:56.058
22 -	55.178	0.389	78.81	12:45:51.236

P9 59 Neil STURGESS				
LAP	LAP TIME	DIFF	MPH	TIME OF DAY
1 -	1:02.689	7.828	69.36	12:26:21.510
2 -	58.029	3.168	74.93	12:27:19.539
3 -	55.882	1.021	77.81	12:28:15.421
4 -	55.890	1.029	77.80	12:29:11.311
5 -	56.046	1.185	77.58	12:30:07.357
6 -	55.535	0.674	78.30	12:31:02.892
7 -	55.290	0.429	78.65	12:31:58.182
8 -	55.285	0.424	78.65	12:32:53.467
9 -	55.383	0.522	78.51	12:33:48.850
10 -	55.413	0.552	78.47	12:34:44.263
11 -	55.495	0.634	78.36	12:35:39.758
12 -	55.865	1.004	77.84	12:36:35.623
13 -	55.000	0.139	79.06	12:37:30.623
14 -	55.141	0.280	78.86	12:38:25.764
15 -	54.881 (2)	0.020	79.23	12:39:20.645
16 -	55.232	0.371	78.73	12:40:15.877
17 -	1:05.648	10.787	66.24	12:41:21.525
18 -	54.889 (3)	0.028	79.22	12:42:16.414
19 -	55.650	0.789	78.14	12:43:12.064
20 -	1:04.837	9.976	67.06	12:44:16.901
21 -	54.861 (1)		79.26	12:45:11.762

P10 57 Kim RAYMENT				
LAP	LAP TIME	DIFF	MPH	TIME OF DAY
1 -	1:08.826	13.848	63.18	12:26:39.844
2 -	56.754	1.776	76.62	12:27:36.598
3 -	55.534	0.556	78.30	12:28:32.132
4 -	55.518	0.540	78.32	12:29:27.650
5 -	55.748	0.770	78.00	12:30:23.398
6 -	55.218	0.240	78.75	12:31:18.616
7 -	55.610	0.632	78.19	12:32:14.226
8 -	55.060	0.082	78.97	12:33:09.286
9 -	57.725	2.747	75.33	12:34:07.011
10 -	55.414	0.436	78.47	12:35:02.425
11 -	55.601	0.623	78.21	12:35:58.026
12 -	55.049 (3)	0.071	78.99	12:36:53.075
13 -	55.063	0.085	78.97	12:37:48.138
14 -	54.982 (2)	0.004	79.09	12:38:43.120
15 -	55.375	0.397	78.53	12:39:38.495
16 -	55.872	0.894	77.83	12:40:34.367
17 -	56.036	1.058	77.60	12:41:30.403
18 -	55.247	0.269	78.71	12:42:25.650
19 -	55.062	0.084	78.97	12:43:20.712
20 -	55.525	0.547	78.31	12:44:16.237
21 -	54.978 (1)		79.09	12:45:11.215

P11 147 Colin LOUGHLIN				
LAP	LAP TIME	DIFF	MPH	TIME OF DAY
1 -	1:03.908	7.621	68.04	12:26:28.300
2 -	59.143	2.856	73.52	12:27:27.443
3 -	57.566	1.279	75.54	12:28:25.009

Weather / Track : Bright / Dry

Brands Hatch Indy
Circuit Length = 1.2079 miles
Start: 12:25 Flag 12:45 End: 12:46

Caterham Graduates Championship - 135/150/Mega/Classic

QUALIFYING - RACE 3 & RACE 10 - LAP ANALYSIS

DIFF = Difference To Personal Best Lap

4 -	56.957	0.670	76.34	12:29:21.966
5 -	58.320	2.033	74.56	12:30:20.286
6 -	57.280	0.993	75.91	12:31:17.566
7 -	57.951	1.664	75.03	12:32:15.517
8 -	57.957	1.670	75.03	12:33:13.474
9 -	57.315	1.028	75.87	12:34:10.789
10 -	57.314	1.027	75.87	12:35:08.103
11 -	57.174	0.887	76.05	12:36:05.277
12 -	57.524	1.237	75.59	12:37:02.801
13 -	57.080	0.793	76.18	12:37:59.881
14 -	57.644	1.357	75.43	12:38:57.525
15 -	1:02.129	5.842	69.99	12:39:59.654
16 -	57.503	1.216	75.62	12:40:57.157
17 -	56.583 (2)	0.296	76.85	12:41:53.740
18 -	56.287 (1)		77.25	12:42:50.027
19 -	56.837 (3)	0.550	76.51	12:43:46.864
20 -	57.220	0.933	75.99	12:44:44.084
21 -	57.222	0.935	75.99	12:45:41.306

P12 168 Adam HARRISON

LAP	LAP TIME	DIFF	MPH	TIME OF DAY
1 -	1:03.634	6.803	68.33	12:26:29.112
2 -	59.857	3.026	72.64	12:27:28.969
3 -	57.486	0.655	75.64	12:28:26.455
4 -	57.600	0.769	75.49	12:29:24.055
5 -	57.427	0.596	75.72	12:30:21.482
6 -	57.118	0.287	76.13	12:31:18.600
7 -	57.815	0.984	75.21	12:32:16.415
8 -	57.803	0.972	75.23	12:33:14.218
9 -	57.628	0.797	75.45	12:34:11.846
10 -	57.221	0.390	75.99	12:35:09.067
11 -	56.831 (1)		76.51	12:36:05.898
12 -	57.001	0.170	76.28	12:37:02.899
13 -	56.914 (3)	0.083	76.40	12:37:59.813
14 -	57.074	0.243	76.19	12:38:56.887
15 -	1:01.780	4.949	70.38	12:39:58.667
16 -	57.211	0.380	76.00	12:40:55.878
17 -	57.535	0.704	75.58	12:41:53.413
18 -	57.553	0.722	75.55	12:42:50.966
19 -	56.856 (2)	0.025	76.48	12:43:47.822
20 -	57.507	0.676	75.61	12:44:45.329
21 -	57.899	1.068	75.10	12:45:43.228

P13 85 Mark CARTER

LAP	LAP TIME	DIFF	MPH	TIME OF DAY
1 -	1:04.613	6.111	67.30	12:26:16.617
2 -	1:00.034	1.532	72.43	12:27:16.651
3 -	59.456	0.954	73.13	12:28:16.107
4 -	59.544	1.042	73.03	12:29:15.651
5 -	59.677	1.175	72.86	12:30:15.328
6 -	59.294	0.792	73.33	12:31:14.622
7 -	59.230	0.728	73.41	12:32:13.852
8 -	1:00.350	1.848	72.05	12:33:14.202
9 -	59.828	1.326	72.68	12:34:14.030
10 -	58.857	0.355	73.88	12:35:12.887
11 -	58.502 (1)		74.33	12:36:11.389
12 -	58.767 (3)	0.265	73.99	12:37:10.156
13 -	58.803	0.301	73.95	12:38:08.959
14 -	59.554	1.052	73.01	12:39:08.513
15 -	58.756 (2)	0.254	74.01	12:40:07.269
16 -	58.938	0.436	73.78	12:41:06.207
17 -	58.801	0.299	73.95	12:42:05.008
18 -	58.959	0.457	73.75	12:43:03.967

DIFF = Difference To Personal Best Lap

19 -	59.929	1.427	72.56	12:44:03.896
20 -	59.145	0.643	73.52	12:45:03.041
21 -	59.071	0.569	73.61	12:46:02.112

P14 82 Robin WEBB

LAP	LAP TIME	DIFF	MPH	TIME OF DAY
1 -	1:06.240	7.620	65.64	12:26:33.807
2 -	59.095	0.475	73.58	12:27:32.902
3 -	59.339	0.719	73.28	12:28:32.241
4 -	1:00.209	1.589	72.22	12:29:32.450
5 -	59.408	0.788	73.19	12:30:31.858
6 -	59.264	0.644	73.37	12:31:31.122
7 -	59.280	0.660	73.35	12:32:30.402
8 -	58.743 (2)	0.123	74.02	12:33:29.145
9 -	59.024	0.404	73.67	12:34:28.169
10 -	58.902 (3)	0.282	73.82	12:35:27.071
11 -	58.620 (1)		74.18	12:36:25.691
12 -	58.908	0.288	73.82	12:37:24.599
13 -	58.937	0.317	73.78	12:38:23.536

P15 87 Trevor HARBUR

LAP	LAP TIME	DIFF	MPH	TIME OF DAY
1 -	1:10.417	11.482	61.75	12:26:32.897
2 -	1:01.437	2.502	70.78	12:27:34.334
3 -	59.926	0.991	72.56	12:28:34.260
4 -	59.826	0.891	72.68	12:29:34.086
5 -	1:01.098	2.163	71.17	12:30:35.184
6 -	1:01.144	2.209	71.12	12:31:36.328
7 -	59.391	0.456	73.21	12:32:35.719
8 -	59.284 (3)	0.349	73.35	12:33:35.003
9 -	59.551	0.616	73.02	12:34:34.554
10 -	1:02.562	3.627	69.50	12:35:37.116
11 -	1:00.297	1.362	72.11	12:36:37.413
12 -	59.347	0.412	73.27	12:37:36.760
13 -	59.076 (2)	0.141	73.61	12:38:35.836
14 -	59.591	0.656	72.97	12:39:35.427
15 -	59.511	0.576	73.07	12:40:34.938
16 -	1:00.152	1.217	72.29	12:41:35.090
17 -	59.580	0.645	72.98	12:42:34.670
18 -	59.695	0.760	72.84	12:43:34.365
19 -	59.370	0.435	73.24	12:44:33.735
20 -	58.935 (1)		73.78	12:45:32.670

P16 88 Peter TATTERSALL

LAP	LAP TIME	DIFF	MPH	TIME OF DAY
1 -	1:02.790	3.564	69.25	12:26:20.229
2 -	59.991	0.765	72.48	12:27:20.220
3 -	59.659 (3)	0.433	72.89	12:28:19.879
4 -	1:00.338	1.112	72.07	12:29:20.217
5 -	1:04.064	4.838	67.87	12:30:24.281
6 -	59.917	0.691	72.57	12:31:24.198
7 -	59.226 (1)		73.42	12:32:23.424
8 -	1:00.680	1.454	71.66	12:33:24.104
9 -	1:05.279	6.053	66.61	12:34:29.383
10 -	59.648 (2)	0.422	72.90	12:35:29.031
11 -	59.817	0.591	72.69	12:36:28.848
12 -	59.978	0.752	72.50	12:37:28.826
13 -	1:01.158	1.932	71.10	12:38:29.984
14 -	1:00.302	1.076	72.11	12:39:30.286
15 -	1:01.777	2.551	70.39	12:40:32.063
16 -	1:01.853	2.627	70.30	12:41:33.916
17 -	1:01.914	2.688	70.23	12:42:35.830

Weather / Track : Bright / Dry

Brands Hatch Indy

Circuit Length = 1.2079 miles

Start: 12:25 Flag 12:45 End: 12:46

Caterham Graduates Championship - 135/150/Mega/Classic

QUALIFYING - RACE 3 & RACE 10 - LAP ANALYSIS

DIFF = Difference To Personal Best Lap

18 -	59.819	0.593	72.69	12:43:35.649
19 -	1:00.089	0.863	72.36	12:44:35.738

P17 91 Darren GRAINGER

LAP	LAP TIME	DIFF	MPH	TIME OF DAY
1 -	1:09.531	9.897	62.54	12:26:33.268
2 -	1:02.575	2.941	69.49	12:27:35.843
3 -	1:00.424	0.790	71.96	12:28:36.267
4 -	1:01.135	1.501	71.13	12:29:37.402
5 -	1:00.731	1.097	71.60	12:30:38.133
6 -	1:00.890	1.256	71.41	12:31:39.023
7 -	1:01.667	2.033	70.51	12:32:40.690
8 -	1:00.352	0.718	72.05	12:33:41.042
9 -	1:00.373	0.739	72.02	12:34:41.415
10 -	59.634 (1)		72.92	12:35:41.049
11 -	1:00.238	0.604	72.19	12:36:41.287
12 -	59.886 (3)	0.252	72.61	12:37:41.173
13 -	59.923	0.289	72.56	12:38:41.096
14 -	1:00.475	0.841	71.90	12:39:41.571
15 -	59.873 (2)	0.239	72.63	12:40:41.444
16 -	1:00.616	0.982	71.74	12:41:42.060
17 -	1:01.289	1.655	70.95	12:42:43.349
18 -	1:01.542	1.908	70.66	12:43:44.891
19 -	1:02.360	2.726	69.73	12:44:47.251
20 -	1:02.258	2.624	69.84	12:45:49.509

P18 86 Iain KINGHORN

LAP	LAP TIME	DIFF	MPH	TIME OF DAY
1 -	1:05.019	5.373	66.88	12:26:19.725
2 -	1:01.311	1.665	70.92	12:27:21.036
3 -	1:00.139	0.493	72.30	12:28:21.175
4 -	59.886	0.240	72.61	12:29:21.061
5 -	1:00.439	0.793	71.95	12:30:21.500
6 -	59.993	0.347	72.48	12:31:21.493
7 -	1:00.244	0.598	72.18	12:32:21.737
8 -	1:10.005	10.359	62.11	12:33:31.742
9 -	1:02.062	2.416	70.06	12:34:33.804
10 -	1:03.928	4.282	68.02	12:35:37.732
11 -	1:00.834	1.188	71.48	12:36:38.566
12 -	59.755 (2)	0.109	72.77	12:37:38.321
13 -	59.815 (3)	0.169	72.70	12:38:38.136
14 -	1:00.900	1.254	71.40	12:39:39.036
15 -	1:02.150	2.504	69.96	12:40:41.186
16 -	1:01.330	1.684	70.90	12:41:42.516
17 -	1:00.057	0.411	72.40	12:42:42.573
18 -	1:01.068	1.422	71.20	12:43:43.641
19 -	59.646 (1)		72.90	12:44:43.287
20 -	1:03.900	4.254	68.05	12:45:47.187

P19 89 Michael SEGAL

LAP	LAP TIME	DIFF	MPH	TIME OF DAY
1 -	1:05.540	4.423	66.35	12:26:25.495
2 -	1:01.934	0.817	70.21	12:27:27.429
3 -	1:02.429	1.312	69.65	12:28:29.858
4 -	1:03.057	1.940	68.96	12:29:32.915
5 -	1:01.578	0.461	70.61	12:30:34.493
6 -	1:01.787	0.670	70.38	12:31:36.280
7 -	1:02.375	1.258	69.71	12:32:38.655
8 -	1:01.431 (3)	0.314	70.78	12:33:40.086
9 -	1:02.104	0.987	70.02	12:34:42.190
10 -	1:01.117 (1)		71.15	12:35:43.307
11 -	1:01.286 (2)	0.169	70.95	12:36:44.593

DIFF = Difference To Personal Best Lap

12 -	1:01.599	0.482	70.59	12:37:46.192
13 -	1:01.738	0.621	70.43	12:38:47.930
14 -	1:01.434	0.317	70.78	12:39:49.364
15 -	1:02.221	1.104	69.88	12:40:51.585
16 -	1:03.220	2.103	68.78	12:41:54.805
17 -	1:01.838	0.721	70.32	12:42:56.643
18 -	1:01.865	0.748	70.29	12:43:58.508
19 -	1:02.748	1.631	69.30	12:45:01.256
20 -	1:02.582	1.465	69.48	12:46:03.838

P20 90 Andrew COOPER

LAP	LAP TIME	DIFF	MPH	TIME OF DAY
1 -	1:06.117	4.940	65.77	12:26:26.800
2 -	1:02.730	1.553	69.32	12:27:29.530
3 -	1:01.177 (1)		71.08	12:28:30.707
4 -	1:03.001	1.824	69.02	12:29:33.708
5 -	1:02.527	1.350	69.54	12:30:36.235
6 -	1:01.932	0.755	70.21	12:31:38.167
7 -	1:02.198	1.021	69.91	12:32:40.365
8 -	1:02.245	1.068	69.86	12:33:42.610
9 -	1:02.501	1.324	69.57	12:34:45.111
10 -	1:01.549 (2)	0.372	70.65	12:35:46.660
11 -	1:02.298	1.121	69.80	12:36:48.958
12 -	1:02.252	1.075	69.85	12:37:51.210
13 -	1:02.033	0.856	70.10	12:38:53.243
14 -	1:01.759	0.582	70.41	12:39:55.002
15 -	1:02.826	1.649	69.21	12:40:57.828
16 -	1:01.936	0.759	70.21	12:41:59.764
17 -	1:01.697 (3)	0.520	70.48	12:43:01.461
18 -	1:02.276	1.099	69.82	12:44:03.737
19 -	1:02.712	1.535	69.34	12:45:06.449

P21 98 Robert APPLETON

LAP	LAP TIME	DIFF	MPH	TIME OF DAY
1 -	1:05.967	4.639	65.92	12:26:34.877
2 -	1:05.029	3.701	66.87	12:27:39.906
3 -	1:02.454	1.126	69.62	12:28:42.360
4 -	1:02.271	0.943	69.83	12:29:44.631
5 -	1:03.518	2.190	68.46	12:30:48.149
6 -	1:02.741	1.413	69.31	12:31:50.890
7 -	1:02.940	1.612	69.09	12:32:53.830
8 -	1:01.808	0.480	70.35	12:33:55.638
9 -	1:01.959	0.631	70.18	12:34:57.597
10 -	1:02.302	0.974	69.79	12:35:59.899
11 -	1:01.501 (2)	0.173	70.70	12:37:01.400
12 -	1:02.054	0.726	70.07	12:38:03.454
13 -	1:01.675 (3)	0.347	70.50	12:39:05.129
14 -	1:02.249	0.921	69.85	12:40:07.378
15 -	1:02.205	0.877	69.90	12:41:09.583
16 -	1:03.266	1.938	68.73	12:42:12.849
17 -	1:02.235	0.907	69.87	12:43:15.084
18 -	1:03.105	1.777	68.91	12:44:18.189
19 -	1:01.328 (1)		70.90	12:45:19.517

Weather / Track : Bright / Dry

Brands Hatch Indy

Circuit Length = 1.2079 miles

Start: 12:25 Flag 12:45 End: 12:46

Caterham Graduates Championship - 135/150/Mega/Classic

QUALIFYING - RACE 3 & RACE 10 - STATISTICS

Competitors Started 21
Planned Start 2019-06-22 @ 12:30:00.000
Actual Start 2019-06-22 @ 12:25:01.673
Finish Time 2019-06-22 @ 12:45:03.909
Track Length 1.2079mi.
Total Laps 426
Total Distance Covered 514.5848mi.

Session Fastest Lap History

NO	CL	NAME	LAP TIME	TIME OF DAY	LAP	VEHICLE
146	Sigma 150	Chris DEAR	55.699	12:27:02.396	2	Caterham 7 Sigma 150 1600
128	Sigma 150	Barry WHITE	55.347	12:27:02.603	2	Caterham 7 Sigma 150 1600
54	Mega	Kevin BARRETT	54.963	12:27:03.615	2	Caterham 7 Mega 1600
128	Sigma 150	Barry WHITE	54.714	12:27:57.317	3	Caterham 7 Sigma 150 1600
54	Mega	Kevin BARRETT	54.580	12:27:58.195	3	Caterham 7 Mega 1600
128	Sigma 150	Barry WHITE	54.354	12:28:51.672	4	Caterham 7 Sigma 150 1600
146	Sigma 150	Chris DEAR	54.327	12:29:46.411	5	Caterham 7 Sigma 150 1600
141	Sigma 150	Jonathan CURRY	54.205	12:30:48.319	6	Caterham 7 Sigma 150 1600
128	Sigma 150	Barry WHITE	53.570	12:35:12.036	11	Caterham 7 Sigma 150 1600
128	Sigma 150	Barry WHITE	53.399	12:39:41.176	16	Caterham 7 Sigma 150 1600

Flag History

TYPE	TIME OF DAY
GREEN	12:25:01.673
FINISH	12:45:03.909

Flag Statistics

TYPE	COUNT	TOTAL LAPS	TOTAL TIME
Green	1	22	21:14.632
Red	0	0	0.000
Safety Car	0	0	0.000
FCY	0	0	0.000

Weather / Track : Bright / Dry

These results are provisional until the conclusion of any judicial and technical matters.

Brands Hatch Indy

Circuit Length = 1.2079 miles

Start: 12:25 Flag 12:45 End: 12:46

Clerk Of Course :	Timekeeper :
-------------------	--------------

Caterham Graduates Championship - 135/150/Mega/Classic

QUALIFYING - RACE 3 & RACE 10 - STATISTICS

CLASS : Mega

7 Starters

Fastest Lap History

NO	NAME	LAP TIME	TIME OF DAY	LAP	VEHICLE
54	Kevin BARRETT	54.963	12:27:03.615	2	Caterham 7 Mega 1600
54	Kevin BARRETT	54.580	12:27:58.195	3	Caterham 7 Mega 1600
54	Kevin BARRETT	54.562	12:31:39.672	7	Caterham 7 Mega 1600
55	Andy SKINNER	54.507	12:32:04.228	7	Caterham 7 Mega 1600
54	Kevin BARRETT	54.236	12:33:29.480	9	Caterham 7 Mega 1600
55	Andy SKINNER	54.206	12:35:43.333	11	Caterham 7 Mega 1600
54	Kevin BARRETT	54.080	12:37:09.802	13	Caterham 7 Mega 1600

Weather / Track : Bright / Dry

These results are provisional until the conclusion of any judicial and technical matters.

Brands Hatch Indy

Circuit Length = 1.2079 miles

Start: 12:25 Flag 12:45 End: 12:46

Clerk Of Course :

Timekeeper :

Caterham Graduates Championship - 135/150/Mega/Classic

QUALIFYING - RACE 3 & RACE 10 - STATISTICS

CLASS : Classic

9 Starters

Fastest Lap History

NO	NAME	LAP TIME	TIME OF DAY	LAP	VEHICLE
85	Mark CARTER	1:00.034	12:27:16.665	2	Caterham 7 Classic 1600
88	Peter TATTERSALL	59.991	12:27:20.233	2	Caterham 7 Classic 1600
82	Robin WEBB	59.095	12:27:32.916	2	Caterham 7 Classic 1600
82	Robin WEBB	58.743	12:33:29.160	8	Caterham 7 Classic 1600
85	Mark CARTER	58.502	12:36:11.402	11	Caterham 7 Classic 1600

Weather / Track : Bright / Dry

These results are provisional until the conclusion of any judicial and technical matters.

Brands Hatch Indy

Circuit Length = 1.2079 miles

Start: 12:25 Flag 12:45 End: 12:46

Clerk Of Course :

Timekeeper :

Caterham Graduates Championship - 135/150/Mega/Classic

QUALIFYING - RACE 3 & RACE 10 - STATISTICS

CLASS : Sigma 150

4 Starters

Fastest Lap History

NO	NAME	LAP TIME	TIME OF DAY	LAP	VEHICLE
146	Chris DEAR	55.699	12:27:02.396	2	Caterham 7 Sigma 150 1600
128	Barry WHITE	55.347	12:27:02.603	2	Caterham 7 Sigma 150 1600
128	Barry WHITE	54.714	12:27:57.317	3	Caterham 7 Sigma 150 1600
128	Barry WHITE	54.354	12:28:51.672	4	Caterham 7 Sigma 150 1600
146	Chris DEAR	54.327	12:29:46.411	5	Caterham 7 Sigma 150 1600
141	Jonathan CURRY	54.205	12:30:48.319	6	Caterham 7 Sigma 150 1600
128	Barry WHITE	53.570	12:35:12.036	11	Caterham 7 Sigma 150 1600
128	Barry WHITE	53.399	12:39:41.176	16	Caterham 7 Sigma 150 1600

Weather / Track : Bright / Dry

These results are provisional until the conclusion of any judicial and technical matters.

Brands Hatch Indy

Circuit Length = 1.2079 miles

Start: 12:25 Flag 12:45 End: 12:46

Clerk Of Course :

Timekeeper :

Caterham Graduates Championship - 135/150/Mega/Classic

QUALIFYING - RACE 3 & RACE 10 - STATISTICS

CLASS : Sigma 135

1 Starters

Fastest Lap History

NO	NAME	LAP TIME	TIME OF DAY	LAP	VEHICLE
168	Adam HARRISON	59.857	12:27:28.982	2	Caterham 7 Sigma 135 1600
168	Adam HARRISON	57.486	12:28:26.468	3	Caterham 7 Sigma 135 1600
168	Adam HARRISON	57.427	12:30:21.496	5	Caterham 7 Sigma 135 1600
168	Adam HARRISON	57.118	12:31:18.614	6	Caterham 7 Sigma 135 1600
168	Adam HARRISON	56.831	12:36:05.912	11	Caterham 7 Sigma 135 1600

Weather / Track : Bright / Dry

These results are provisional until the conclusion of any judicial and technical matters.

Brands Hatch Indy

Circuit Length = 1.2079 miles


Start: 12:25 Flag 12:45 End: 12:46

Clerk Of Course :

Timekeeper :

Caterham Graduates Championship - 135/150/Mega/Classic

RACE 3 - GRID (25 minutes)

ROW 11	21	98	Robert APPLETON	1:01.328				
ROW 10	19	89	Mchael SEGAL	1:01.117	20	90	Andrew COOPER	1:01.177
ROW 9	17	91	Darren GRAINGER	59.634	18	86	Iain KINGHORN	59.646
ROW 8	15	87	Trevor HARBER	58.935	16	88	Peter TATTERSALL	59.226
ROW 7	13	85	Mark CARTER	58.502	14	82	Robin WEBB	58.620
ROW 6	11	147	Colin LOUGHLIN	56.287	12	168	Adam HARRISON	56.831
ROW 5	9	59	Neil STURGESS	54.861	10	57	Kim RAYMENT	54.978
ROW 4	7	63	Chris SAVAGE	54.770	8	68	Marc NOARO	54.789
ROW 3	5	55	Andy SKINNER	54.206	6	69	John BENFIELD	54.406
ROW 2	3	54	Kevin BARRETT	54.080	4	141	Jonathan CURRY	54.205
ROW 1	1	128	Barry WHITE	53.399	2	146	Chris DEAR	53.873
Pole								
								


Brands Hatch Indy
Circuit Length = 1.2079 miles

These results are provisional until the conclusion of any judicial and technical matters.

Clerk Of Course :	Timekeeper :
-------------------	--------------

Caterham Graduates Championship - 135/150/Mega/Classic

RACE 10 - GRID (30 minutes)

ROW 11	21	90	Andrew COOPER	1:01.549				
ROW 10	19	89	Michael SEGAL	1:01.286	20	98	Robert APPLETON	1:01.501
ROW 9	17	86	Iain KINGHORN	59.755	18	91	Darren GRAINGER	59.873
ROW 8	15	87	Trevor HARBUR	59.076	16	88	Peter TATTERSALL	59.648
ROW 7	13	82	Robin WEBB	58.743	14	85	Mark CARTER	58.756
ROW 6	11	147	Colin LOUGHLIN	56.583	12	168	Adam HARRISON	56.856
ROW 5	9	57	Kim RAYMENT	54.982	10	63	Chris SAVAGE	55.179
ROW 4	7	59	Neil STURGESS	54.881	8	68	Marc NOARO	54.952
ROW 3	5	55	Andy SKINNER	54.251	6	69	John BENFIELD	54.413
ROW 2	3	54	Kevin BARRETT	54.092	4	141	Jonathan CURRY	54.231
ROW 1	1	128	Barry WHITE	53.570	2	146	Chris DEAR	54.072
Pole								
								

Brands Hatch Indy
Circuit Length = 1.2079 miles

These results are provisional until the conclusion of any judicial and technical matters.

Clerk Of Course :		Timekeeper :	
-------------------	--	--------------	--

Caterham Graduates Championship - 135/150/Mega/Classic

RACE 3 - CLASSIFICATION

POS	NO	CL	PIC	NAME	ENTRY	LAPS	TIME	GAP	DIFF	MPH	BEST	ON
1	128	Sigma 1	1	Barry WHITE	Caterham 7 Sigma 150 1600	25	25:17.779			71.62	53.621	24
2	146	Sigma 1	2	Chris DEAR	Caterham 7 Sigma 150 1600	25	25:17.861	0.082	0.082	71.62	53.503	24
3	141	Sigma 1	3	Jonathan CURRY	Caterham 7 Sigma 150 1600	25	25:24.243	6.464	6.382	71.32	54.085	17
4	54	Mega	1	Kevin BARRETT	Caterham 7 Mega 1600	25	25:24.731	6.952	0.488	71.30	54.209	22
5	55	Mega	2	Andy SKINNER	Caterham 7 Mega 1600	25	25:29.964	12.185	5.233	71.05	54.191	18
6	57	Mega	3	Kim RAYMENT	Caterham 7 Mega 1600	25	25:34.889	17.110	4.925	70.82	54.773	3
7	68	Mega	4	Marc NOARO	Caterham 7 Mega 1600	25	25:37.926	20.147	3.037	70.68	54.723	8
8	59	Mega	5	Neil STURGESS	Caterham 7 Mega 1600	25	25:48.387	30.608	10.461	70.21	54.624	7
9	147	Sigma 1	4	Colin LOUGHLIN	Caterham 7 Sigma 150 1600	25	25:54.310	36.531	5.923	69.94	56.184	17
10	168	Sigma 1	1	Adam HARRISON	Caterham 7 Sigma 135 1600	25	25:54.446	36.667	0.136	69.93	56.004	24
11	82	Classic	1	Robin WEBB	Caterham 7 Classic 1600	24	26:08.702	1 Lap	1 Lap	66.53	58.664	23
12	85	Classic	2	Mark CARTER	Caterham 7 Classic 1600	24	26:08.804	1 Lap	0.102	66.52	58.913	20
13	87	Classic	3	Trevor HARBER	Caterham 7 Classic 1600	24	26:09.367	1 Lap	0.563	66.50	58.625	17
14	86	Classic	4	Iain KINGHORN	Caterham 7 Classic 1600	23	25:18.893	2 Laps	1 Lap	65.84	59.199	7
15	91	Classic	5	Darren GRAINGER	Caterham 7 Classic 1600	23	25:20.673	2 Laps	1.780	65.77	59.305	4
16	90	Classic	6	Andrew COOPER	Caterham 7 Classic 1600	23	25:41.624	2 Laps	20.951	64.87	1:01.201	9
17	89	Classic	7	Mchael SEGAL	Caterham 7 Classic 1600	23	25:42.124	2 Laps	0.500	64.85	1:00.796	15
18	98	Classic	8	Robert APPLETON	Caterham 7 Classic 1600	23	25:43.116	2 Laps	0.992	64.81	1:01.243	9
19	88	Classic	9	Peter TATTERSALL	Caterham 7 Classic 1600	22	25:19.009	3 Laps	1 Lap	62.98	59.532	5

NOT CLASSIFIED

DNF	63	Mega		Chris SAVAGE	Caterham 7 Mega 1600	8	7:32.681	17 Laps	14 Laps	76.85	55.048	7
DNF	69	Mega		John BENFIELD	Caterham 7 Mega 1600	0						

FASTEST LAP

146	Sigma 1	Chris DEAR	Caterham 7 Sigma 150 1600	24	53.503	81.27 mph	130.80 kph
55	Mega	Andy SKINNER	Caterham 7 Mega 1600	18	54.191	80.24 mph	129.14 kph
168	Sigma 1	Adam HARRISON	Caterham 7 Sigma 135 1600	24	56.004	77.64 mph	124.96 kph
87	Classic	Trevor HARBER	Caterham 7 Classic 1600	17	58.625	74.17 mph	119.37 kph

Weather / Track : Bright / Dry

These results are provisional until the conclusion of any judicial and technical matters.

Brands Hatch Indy

Circuit Length = 1.2079 miles

Start: 15:11 Flag 15:36 End: 15:37

Clerk Of Course :	Timekeeper :
-------------------	--------------

Caterham Graduates Championship - 135/150/Mega/Classic

RACE 3 - LAP CHART

LAP 1 @ 15:12:18.501			LAP 2 @ 15:13:13.354			LAP 3 @ 15:14:08.021			LAP 4 @ 15:15:02.317			LAP 5 @ 15:15:56.281		
NO	BEHIND	LAP TIME	NO	BEHIND	LAP TIME	NO	BEHIND	LAP TIME	NO	BEHIND	LAP TIME	NO	BEHIND	LAP TIME
128		1:01.377	128		54.853	128		54.667	128		54.296	128		53.964
141	0.400	1:01.777	146	1.200	55.492	146	0.512	53.979	146	0.269	54.053	146	0.354	54.049
146	0.561	1:01.938	141	1.346	55.799	141	1.540	54.861	141	1.695	54.451	141	2.199	54.468
54	0.866	1:02.243	54	1.643	55.630	54	1.686	54.710	54	1.876	54.486	54	2.478	54.566
55	1.750	1:03.127	55	2.168	55.271	57	2.450	54.773	57	3.129	54.975	57	4.387	55.222
57	2.238	1:03.615	57	2.344	54.959	55	3.080	55.579	55	3.437	54.653	55	4.469	54.996
59	2.334	1:03.711	59	3.366	55.885	59	4.113	55.414	59	4.972	55.155	59	6.324	55.316
68	2.839	1:04.216	68	3.481	55.495	68	4.442	55.628	68	5.480	55.334	68	6.573	55.057
63	3.392	1:04.769	63	4.235	55.696	63	4.907	55.339	63	6.201	55.590	63	7.688	55.451
168	6.167	1:07.544	147	9.157	57.375	147	11.397	56.907	147	13.663	56.562	147	16.582	56.883
82	6.292	1:07.669	168	9.354	58.040	168	12.550	57.863	168	15.144	56.890	168	17.800	56.620
147	6.635	1:08.012	82	10.576	59.137	82	15.063	59.154	82	20.335	59.568	82	25.880	59.509
88	7.581	1:08.958	88	12.639	59.911	88	17.540	59.568	88	22.894	59.650	85	28.446	59.079
87	7.711	1:09.088	85	13.479	1:00.369	85	18.387	59.575	85	23.331	59.240	88	28.462	59.532
85	7.963	1:09.340	87	13.989	1:01.131	87	18.766	59.444	87	23.819	59.349	87	28.870	59.015
86	8.537	1:09.914	86	14.049	1:00.365	86	19.945	1:00.563	86	25.174	59.525	86	30.598	59.388
89	9.484	1:10.861	91	15.576	1:00.742	91	20.816	59.907	91	25.825	59.305	91	31.478	59.617
91	9.687	1:11.064	89	15.801	1:01.170	89	23.307	1:02.173	89	30.900	1:01.889	89	38.974	1:02.038
90	10.269	1:11.646	90	16.743	1:01.327	90	23.685	1:01.609	90	31.141	1:01.752	90	39.167	1:01.990
98	10.901	1:12.278	98	17.656	1:01.608	98	25.253	1:02.264	98	33.118	1:02.161	98	40.982	1:01.828

Weather / Track : Bright / Dry

Brands Hatch Indy
Circuit Length = 1.2079 miles
Start: 15:11 Flag 15:36 End: 15:37

Caterham Graduates Championship - 135/150/Mega/Classic

RACE 3 - LAP CHART

LAP 6 @ 15:16:50.409			LAP 7 @ 15:17:44.392			LAP 8 @ 15:18:39.329			LAP 9 @ 15:19:33.042			LAP 10 @ 15:20:27.325		
NO	BEHIND	LAP TIME	NO	BEHIND	LAP TIME	NO	BEHIND	LAP TIME	NO	BEHIND	LAP TIME	NO	BEHIND	LAP TIME
128		54.128	128		53.983	128		54.937	128		53.713	128		54.283
146	0.366	54.140	146	0.261	53.878	146	0.479	55.155	146	0.588	53.822	88	1 Lap	1:02.269
141	2.728	54.657	141	3.597	54.852	90	1 Lap	1:03.202	141	4.804	55.230	146	0.135	53.830
54	3.001	54.651	54	3.695	54.677	89	1 Lap	1:03.246	54	5.274	55.528	86	1 Lap	1:01.667
57	5.505	55.246	57	6.307	54.785	141	3.287	54.627	55	7.927	55.407	91	1 Lap	1:00.387
55	5.581	55.240	55	6.436	54.838	54	3.459	54.701	57	8.317	55.703	141	4.966	54.445
59	7.180	54.984	59	7.821	54.624	98	1 Lap	1:03.716	59	9.643	55.521	54	5.227	54.236
68	7.627	55.182	68	8.523	54.879	55	6.233	54.734	68	10.023	55.427	55	7.999	54.355
63	9.135	55.575	63	10.200	55.048	57	6.327	54.957	90	1 Lap	1:02.225	57	9.594	55.560
147	18.953	56.499	147	22.119	57.149	59	7.835	54.951	89	1 Lap	1:02.283	59	10.200	54.840
168	20.446	56.774	168	22.590	56.127	68	8.309	54.723	98	1 Lap	1:02.489	68	10.776	55.036
82	31.362	59.610	82	36.799	59.420	63	10.476	55.213	147	26.793	56.842	90	1 Lap	1:01.201
85	34.136	59.818	85	39.499	59.346	147	23.664	56.482	168	28.338	57.614	89	1 Lap	1:01.644
88	34.167	59.833	87	40.692	1:00.148	168	24.437	56.784	85	49.208	59.283	98	1 Lap	1:01.243
87	34.527	59.785	88	40.694	1:00.510	82	42.105	1:00.243	82	49.407	1:01.015	147	28.967	56.457
86	36.116	59.646	86	41.332	59.199	85	43.638	59.076	87	51.192	59.157	168	30.475	56.420
91	37.223	59.873	91	43.001	59.761	87	45.748	59.993						
90	47.568	1:02.529				88	45.750	59.993						
89	47.695	1:02.849				86	46.565	1:00.170						
98	48.792	1:01.938				91	48.507	1:00.443						

Weather / Track : Bright / Dry

Brands Hatch Indy
Circuit Length = 1.2079 miles
Start: 15:11 Flag 15:36 End: 15:37

Caterham Graduates Championship - 135/150/Mega/Classic

RACE 3 - LAP CHART

LAP 11 @ 15:21:21.637			LAP 12 @ 15:22:29.624			LAP 13 @ 15:24:08.271			LAP 14 @ 15:26:02.974			LAP 15 @ 15:27:33.459		
NO	BEHIND	LAP TIME	NO	BEHIND	LAP TIME	NO	BEHIND	LAP TIME	NO	BEHIND	LAP TIME	NO	BEHIND	LAP TIME
128		54.312	128		1:07.987	128		1:38.647	128		1:54.703	128		1:30.485
85	1 Lap	59.504	85	1 Lap	1:08.277	85	1 Lap	1:38.829	85	1 Lap	1:54.751	85	1 Lap	1:30.244
146	0.537	54.714	146	0.887	1:08.337	146	1.276	1:39.036	146	1.210	1:54.637	146	0.475	1:29.750
82	1 Lap	1:00.809	82	1 Lap	1:08.307	82	1 Lap	1:39.215	82	1 Lap	1:54.499	82	1 Lap	1:29.749
87	1 Lap	1:00.193	87	1 Lap	1:07.808	87	1 Lap	1:39.190	87	1 Lap	1:54.769	87	1 Lap	1:28.989
141	6.594	55.940	141	3.325	1:04.718	141	3.483	1:38.805	141	4.056	1:55.276	141	1.734	1:28.163
54	6.963	56.048	54	3.872	1:04.896	54	4.400	1:39.175	54	4.809	1:55.112	54	1.934	1:27.610
86	1 Lap	1:01.556	86	1 Lap	1:05.141	86	1 Lap	1:39.122	86	1 Lap	1:55.254	86	1 Lap	1:27.832
91	1 Lap	1:01.777	91	1 Lap	1:04.870	91	1 Lap	1:39.433	91	1 Lap	1:54.973	91	1 Lap	1:27.317
55	8.634	54.947	55	6.142	1:05.495	55	7.441	1:39.946	55	7.647	1:54.909	55	3.389	1:26.227
57	10.900	55.618	57	6.692	1:03.779	57	8.168	1:40.123	57	8.092	1:54.627	57	4.005	1:26.398
59	11.096	55.208	59	8.126	1:05.017	59	9.342	1:39.863	59	9.575	1:54.936	59	4.025	1:24.935
68	11.686	55.222	68	9.636	1:05.937	68	10.390	1:39.401	68	10.251	1:54.564	68	4.142	1:24.376
88	1 Lap	1:07.238	88	1 Lap	1:09.354	90	1 Lap	1:27.478	90	1 Lap	1:54.351	90	1 Lap	1:25.844
90	1 Lap	1:01.494	90	1 Lap	1:05.963	89	1 Lap	1:26.857	89	1 Lap	1:54.554	89	1 Lap	1:25.878
89	1 Lap	1:02.033	89	1 Lap	1:05.954	98	1 Lap	1:24.854	98	1 Lap	1:54.245	147	10.000	1:26.760
98	1 Lap	1:04.217	98	1 Lap	1:05.741	147	26.767	1:06.429	147	13.725	1:41.661	98	1 Lap	1:27.775
147	50.916	1:16.261	147	58.985	1:16.056	168	27.625	1:06.744	168	14.453	1:41.531	168	10.483	1:26.515
168	51.501	1:15.338	168	59.528	1:16.014	88	1 Lap	2:17.296 P	88	1 Lap	1:17.387	88	1 Lap	1:31.710

Weather / Track : Bright / Dry

Brands Hatch Indy
Circuit Length = 1.2079 miles
Start: 15:11 Flag 15:36 End: 15:37

Caterham Graduates Championship - 135/150/Mega/Classic

RACE 3 - LAP CHART

LAP 16 @ 15:28:28.172			LAP 17 @ 15:29:22.158			LAP 18 @ 15:30:16.420			LAP 19 @ 15:31:10.698			LAP 20 @ 15:32:04.702		
NO	BEHIND	LAP TIME	NO	BEHIND	LAP TIME	NO	BEHIND	LAP TIME	NO	BEHIND	LAP TIME	NO	BEHIND	LAP TIME
128		54.713	128		53.986	128		54.262	128		54.278	128		54.004
146	0.085	54.323	146	0.135	54.036	146	0.033	54.160	146	0.038	54.283	146	0.113	54.079
141	2.303	55.282	141	2.402	54.085	141	2.303	54.163	141	2.214	54.189	141	2.411	54.201
54	2.976	55.755	54	3.284	54.294	54	3.315	54.293	54	3.600	54.563	54	4.027	54.431
85	1 Lap	59.101	55	6.600	54.995	55	6.529	54.191	55	6.876	54.625	88	2 Laps	1:05.414
55	5.591	56.915	59	7.131	55.011	59	7.494	54.625	59	8.244	55.028	55	7.488	54.616
59	6.106	56.794	68	7.612	55.222	68	8.288	54.938	57	9.078	54.893	59	9.741	55.501
82	1 Lap	59.493	57	7.615	55.092	57	8.463	55.110	68	9.663	55.653	57	10.032	54.958
68	6.376	56.947	85	1 Lap	59.466	85	1 Lap	58.960	85	1 Lap	59.084	68	10.697	55.038
57	6.509	57.217	82	1 Lap	59.110	82	1 Lap	58.699	82	1 Lap	58.758	147	23.555	56.695
87	1 Lap	59.902	87	1 Lap	58.739	87	1 Lap	58.625	87	1 Lap	59.004	168	24.920	57.966
86	1 Lap	59.930	86	1 Lap	59.225	147	18.556	57.743	147	20.864	56.586	85	1 Lap	59.296
91	1 Lap	1:00.848	147	15.075	56.184	168	18.675	57.412	168	20.958	56.561	82	1 Lap	1:00.130
147	12.877	57.590	91	1 Lap	59.878	86	1 Lap	1:00.914	86	1 Lap	59.939	87	1 Lap	1:00.052
168	12.980	57.210	168	15.525	56.531	91	1 Lap	1:00.125	91	1 Lap	1:00.115	86	1 Lap	59.915
90	1 Lap	1:01.458	90	1 Lap	1:03.318	90	1 Lap	1:02.205	90	1 Lap	1:02.092	91	1 Lap	59.573
89	1 Lap	1:00.796	89	1 Lap	1:03.299	89	1 Lap	1:02.233	89	1 Lap	1:02.408	90	1 Lap	1:01.903
98	1 Lap	1:01.495	98	1 Lap	1:02.185	98	1 Lap	1:01.777	98	1 Lap	1:01.918	89	1 Lap	1:01.677
88	1 Lap	1:04.517	88	1 Lap	1:05.100	88	1 Lap	1:05.238				98	1 Lap	1:01.499

Weather / Track : Bright / Dry

Brands Hatch Indy
 Circuit Length = 1.2079 miles
 Start: 15:11 Flag 15:36 End: 15:37

Caterham Graduates Championship - 135/150/Mega/Classic

RACE 3 - LAP CHART

LAP 21 @ 15:32:58.788			LAP 22 @ 15:33:53.218			LAP 23 @ 15:34:47.011			LAP 24 @ 15:35:40.632			LAP 25 @ 15:36:34.903		
NO	BEHIND	LAP TIME	NO	BEHIND	LAP TIME	NO	BEHIND	LAP TIME	NO	BEHIND	LAP TIME	NO	BEHIND	LAP TIME
128		54.086	128		54.430	128		53.793	128		53.621	128		54.271
146	0.023	53.996	146	0.098	54.505	146	0.266	53.961	146	0.148	53.503	146	0.082	54.205
141	3.171	54.846	98	2.Laps	1:02.194	141	4.789	55.355	141	5.911	54.743	86	2.Laps	59.599
54	4.354	54.413	141	3.227	54.486	54	6.096	55.756	54	6.971	54.496	88	3.Laps	1:05.276
55	8.241	54.839	54	4.133	54.209	90	2.Laps	1:01.646	55	11.160	54.923	91	2.Laps	1:00.849
57	12.359	56.413	55	8.928	55.117	89	2.Laps	1:03.123	90	2.Laps	1:01.704	141	6.464	54.824
59	12.497	56.842	57	13.386	55.457	55	9.858	54.723	57	16.411	55.449	54	6.952	54.252
68	12.612	56.001	59	13.767	55.700	98	2.Laps	1:02.460	89	2.Laps	1:01.163	55	12.185	55.296
88	2.Laps	1:06.681	68	14.463	56.281	57	14.583	54.990	98	2.Laps	1:01.416	57	17.110	54.970
147	26.160	56.691	168	28.896	56.456	59	15.259	55.285	68	18.257	56.400	68	20.147	56.161
168	26.870	56.036	147	28.997	57.267	68	15.478	54.808	59	29.221	1:07.583	90	2.Laps	1:02.441
85	1 Lap	58.913	88	2.Laps	1:07.410	147	31.785	56.581	147	34.584	56.420	89	2.Laps	1:01.757
82	1 Lap	58.794	85	1 Lap	59.271	168	32.273	57.170	168	34.656	56.004	98	2.Laps	1:01.815
87	1 Lap	58.644	82	1 Lap	58.773	85	1 Lap	59.137	85	1 Lap	59.051	59	30.608	55.658
86	1 Lap	59.892	87	1 Lap	58.799	82	1 Lap	58.926	82	1 Lap	58.664	147	36.531	56.218
91	1 Lap	59.332	86	1 Lap	59.911	87	1 Lap	1:00.060	87	1 Lap	58.658	168	36.667	56.282
90	1 Lap	1:02.246	91	1 Lap	59.976	88	2.Laps	1:06.164				82	1 Lap	59.451
89	1 Lap	1:02.239				86	1 Lap	1:00.226				85	1 Lap	59.794
						91	1 Lap	1:00.508				87	1 Lap	58.825

Weather / Track : Bright / Dry

Brands Hatch Indy
Circuit Length = 1.2079 miles
Start: 15:11 Flag 15:36 End: 15:37

Caterham Graduates Championship - 135/150/Mega/Classic

RACE 3 - LAP ANALYSIS

DIFF = Difference To Personal Best Lap

P1 128 Barry WHITE				
LAP	LAP TIME	DIFF	MPH	TIME OF DAY
1 -	1:01.377	7.756	70.85	15:12:18.501
2 -	54.853	1.232	79.27	15:13:13.354
3 -	54.667	1.046	79.54	15:14:08.021
4 -	54.296	0.675	80.09	15:15:02.317
5 -	53.964	0.343	80.58	15:15:56.281
6 -	54.128	0.507	80.33	15:16:50.409
7 -	53.983	0.362	80.55	15:17:44.392
8 -	54.937	1.316	79.15	15:18:39.329
9 -	53.713 (2)	0.092	80.95	15:19:33.042
10 -	54.283	0.662	80.10	15:20:27.325
11 -	54.312	0.691	80.06	15:21:21.637
12 -	1:07.987	14.366	63.96	15:22:29.624
13 -	1:38.647	45.026	44.08	15:24:08.271
14 -	1:54.703	1:01.082	37.91	15:26:02.974
15 -	1:30.485	36.864	48.05	15:27:33.459
16 -	54.713	1.092	79.48	15:28:28.172
17 -	53.986	0.365	80.55	15:29:22.158
18 -	54.262	0.641	80.14	15:30:16.420
19 -	54.278	0.657	80.11	15:31:10.698
20 -	54.004	0.383	80.52	15:32:04.702
21 -	54.086	0.465	80.40	15:32:58.788
22 -	54.430	0.809	79.89	15:33:53.218
23 -	53.793 (3)	0.172	80.83	15:34:47.011
24 -	53.621 (1)		81.09	15:35:40.632
25 -	54.271	0.650	80.12	15:36:34.903

P2 146 Chris DEAR				
LAP	LAP TIME	DIFF	MPH	TIME OF DAY
1 -	1:01.938	8.435	70.20	15:12:19.062
2 -	55.492	1.989	78.36	15:13:14.554
3 -	53.979	0.476	80.56	15:14:08.533
4 -	54.053	0.550	80.45	15:15:02.586
5 -	54.049	0.546	80.45	15:15:56.635
6 -	54.140	0.637	80.32	15:16:50.775
7 -	53.878	0.375	80.71	15:17:44.653
8 -	55.155	1.652	78.84	15:18:39.808
9 -	53.822 (2)	0.319	80.79	15:19:33.630
10 -	53.830 (3)	0.327	80.78	15:20:27.460
11 -	54.714	1.211	79.47	15:21:22.174
12 -	1:08.337	14.834	63.63	15:22:30.511
13 -	1:39.036	45.533	43.90	15:24:09.547
14 -	1:54.637	1:01.134	37.93	15:26:04.184
15 -	1:29.750	36.247	48.45	15:27:33.934
16 -	54.323	0.820	80.05	15:28:28.257
17 -	54.036	0.533	80.47	15:29:22.293
18 -	54.160	0.657	80.29	15:30:16.453
19 -	54.283	0.780	80.10	15:31:10.736
20 -	54.079	0.576	80.41	15:32:04.815
21 -	53.996	0.493	80.53	15:32:58.811
22 -	54.505	1.002	79.78	15:33:53.316
23 -	53.961	0.458	80.58	15:34:47.277
24 -	53.503 (1)		81.27	15:35:40.780
25 -	54.205	0.702	80.22	15:36:34.985

P3 141 Jonathan CURRY				
LAP	LAP TIME	DIFF	MPH	TIME OF DAY
1 -	1:01.777	7.692	70.39	15:12:18.901
2 -	55.799	1.714	77.93	15:13:14.700
3 -	54.861	0.776	79.26	15:14:09.561
4 -	54.451	0.366	79.86	15:15:04.012

DIFF = Difference To Personal Best Lap

5 -	54.468	0.383	79.83	15:15:58.480
6 -	54.657	0.572	79.56	15:16:53.137
7 -	54.852	0.767	79.27	15:17:47.989
8 -	54.627	0.542	79.60	15:18:42.616
9 -	55.230	1.145	78.73	15:19:37.846
10 -	54.445	0.360	79.87	15:20:32.291
11 -	55.940	1.855	77.73	15:21:28.231
12 -	1:04.718	10.633	67.19	15:22:32.949
13 -	1:38.805	44.720	44.01	15:24:11.754
14 -	1:55.276	1:01.191	37.72	15:26:07.030
15 -	1:28.163	34.078	49.32	15:27:35.193
16 -	55.282	1.197	78.66	15:28:30.475
17 -	54.085 (1)		80.40	15:29:24.560
18 -	54.163 (2)	0.078	80.28	15:30:18.723
19 -	54.189 (3)	0.104	80.24	15:31:12.912
20 -	54.201	0.116	80.23	15:32:07.113
21 -	54.846	0.761	79.28	15:33:01.959
22 -	54.486	0.401	79.81	15:33:56.445
23 -	55.355	1.270	78.55	15:34:51.800
24 -	54.743	0.658	79.43	15:35:46.543
25 -	54.824	0.739	79.31	15:36:41.367

P4 54 Kevin BARRETT				
LAP	LAP TIME	DIFF	MPH	TIME OF DAY
1 -	1:02.243	8.034	69.86	15:12:19.367
2 -	55.630	1.421	78.17	15:13:14.997
3 -	54.710	0.501	79.48	15:14:09.707
4 -	54.486	0.277	79.81	15:15:04.193
5 -	54.566	0.357	79.69	15:15:58.759
6 -	54.651	0.442	79.57	15:16:53.410
7 -	54.677	0.468	79.53	15:17:48.087
8 -	54.701	0.492	79.49	15:18:42.788
9 -	55.528	1.319	78.31	15:19:38.316
10 -	54.236 (2)	0.027	80.17	15:20:32.552
11 -	56.048	1.839	77.58	15:21:28.600
12 -	1:04.896	10.687	67.00	15:22:33.496
13 -	1:39.175	44.966	43.84	15:24:12.671
14 -	1:55.112	1:00.903	37.77	15:26:07.783
15 -	1:27.610	33.401	49.63	15:27:35.393
16 -	55.755	1.546	77.99	15:28:31.148
17 -	54.294	0.085	80.09	15:29:25.442
18 -	54.293	0.084	80.09	15:30:19.735
19 -	54.563	0.354	79.69	15:31:14.298
20 -	54.431	0.222	79.89	15:32:08.729
21 -	54.413	0.204	79.91	15:33:03.142
22 -	54.209 (1)		80.21	15:33:57.351
23 -	55.756	1.547	77.99	15:34:53.107
24 -	54.496	0.287	79.79	15:35:47.603
25 -	54.252 (3)	0.043	80.15	15:36:41.855

P5 55 Andy SKINNER				
LAP	LAP TIME	DIFF	MPH	TIME OF DAY
1 -	1:03.127	8.936	68.88	15:12:20.251
2 -	55.271	1.080	78.67	15:13:15.522
3 -	55.579	1.388	78.24	15:14:11.101
4 -	54.653	0.462	79.56	15:15:05.754
5 -	54.996	0.805	79.07	15:16:00.750
6 -	55.240	1.049	78.72	15:16:55.990
7 -	54.838	0.647	79.29	15:17:50.828
8 -	54.734	0.543	79.44	15:18:45.562
9 -	55.407	1.216	78.48	15:19:40.969
10 -	54.355 (2)	0.164	80.00	15:20:35.324
11 -	54.947	0.756	79.14	15:21:30.271

Weather / Track : Bright / Dry

Brands Hatch Indy
Circuit Length = 1.2079 miles
Start: 15:11 Flag 15:36 End: 15:37

Caterham Graduates Championship - 135/150/Mega/Classic

RACE 3 - LAP ANALYSIS

DIFF = Difference To Personal Best Lap

12 -	1:05.495	11.304	66.39	15:22:35.766
13 -	1:39.946	45.755	43.50	15:24:15.712
14 -	1:54.909	1:00.718	37.84	15:26:10.621
15 -	1:26.227	32.036	50.43	15:27:36.848
16 -	56.915	2.724	76.40	15:28:33.763
17 -	54.995	0.804	79.07	15:29:28.758
18 -	54.191 (1)		80.24	15:30:22.949
19 -	54.625	0.434	79.60	15:31:17.574
20 -	54.616 (3)	0.425	79.62	15:32:12.190
21 -	54.839	0.648	79.29	15:33:07.029
22 -	55.117	0.926	78.89	15:34:02.146
23 -	54.723	0.532	79.46	15:34:56.869
24 -	54.923	0.732	79.17	15:35:51.792
25 -	55.296	1.105	78.64	15:36:47.088

DIFF = Difference To Personal Best Lap

19 -	55.653	0.930	78.13	15:31:20.361
20 -	55.038	0.315	79.01	15:32:15.399
21 -	56.001	1.278	77.65	15:33:11.400
22 -	56.281	1.558	77.26	15:34:07.681
23 -	54.808 (2)	0.085	79.34	15:35:02.489
24 -	56.400	1.677	77.10	15:35:58.889
25 -	56.161	1.438	77.43	15:36:55.050

P6 57 Kim RAYMENT				
LAP	LAP TIME	DIFF	MPH	TIME OF DAY

1 -	1:03.615	8.842	68.35	15:12:20.739
2 -	54.959	0.186	79.12	15:13:15.698
3 -	54.773 (1)		79.39	15:14:10.471
4 -	54.975	0.202	79.10	15:15:05.446
5 -	55.222	0.449	78.74	15:16:00.668
6 -	55.246	0.473	78.71	15:16:55.914
7 -	54.785 (2)	0.012	79.37	15:17:50.699
8 -	54.957	0.184	79.12	15:18:45.656
9 -	55.703	0.930	78.06	15:19:41.359
10 -	55.560	0.787	78.26	15:20:36.919
11 -	55.618	0.845	78.18	15:21:32.537
12 -	1:03.779	9.006	68.18	15:22:36.316
13 -	1:40.123	45.350	43.43	15:24:16.439
14 -	1:54.627	59.854	37.93	15:26:11.066
15 -	1:26.398	31.625	50.33	15:27:37.464
16 -	57.217	2.444	76.00	15:28:34.681
17 -	55.092	0.319	78.93	15:29:29.773
18 -	55.110	0.337	78.90	15:30:24.883
19 -	54.893 (3)	0.120	79.21	15:31:19.776
20 -	54.958	0.185	79.12	15:32:14.734
21 -	56.413	1.640	77.08	15:33:11.147
22 -	55.457	0.684	78.41	15:34:06.604
23 -	54.990	0.217	79.07	15:35:01.594
24 -	55.449	0.676	78.42	15:35:57.043
25 -	54.970	0.197	79.10	15:36:52.013

P7 68 Marc NOARO				
LAP	LAP TIME	DIFF	MPH	TIME OF DAY

1 -	1:04.216	9.493	67.71	15:12:21.340
2 -	55.495	0.772	78.36	15:13:16.835
3 -	55.628	0.905	78.17	15:14:12.463
4 -	55.334	0.611	78.58	15:15:07.797
5 -	55.057	0.334	78.98	15:16:02.854
6 -	55.182	0.459	78.80	15:16:58.036
7 -	54.879 (3)	0.156	79.23	15:17:52.915
8 -	54.723 (1)		79.46	15:18:47.638
9 -	55.427	0.704	78.45	15:19:43.065
10 -	55.036	0.313	79.01	15:20:38.101
11 -	55.222	0.499	78.74	15:21:33.323
12 -	1:05.937	11.214	65.95	15:22:39.260
13 -	1:39.401	44.678	43.74	15:24:18.661
14 -	1:54.564	59.841	37.95	15:26:13.225
15 -	1:24.376	29.653	51.53	15:27:37.601
16 -	56.947	2.224	76.36	15:28:34.548
17 -	55.222	0.499	78.74	15:29:29.770
18 -	54.938	0.215	79.15	15:30:24.708

P8 59 Neil STURGESS				
LAP	LAP TIME	DIFF	MPH	TIME OF DAY

1 -	1:03.711	9.087	68.25	15:12:20.835
2 -	55.885	1.261	77.81	15:13:16.720
3 -	55.414	0.790	78.47	15:14:12.134
4 -	55.155	0.531	78.84	15:15:07.289
5 -	55.316	0.692	78.61	15:16:02.605
6 -	54.984	0.360	79.08	15:16:57.589
7 -	54.624 (1)		79.60	15:17:52.213
8 -	54.951	0.327	79.13	15:18:47.164
9 -	55.521	0.897	78.32	15:19:42.685
10 -	54.840 (3)	0.216	79.29	15:20:37.525
11 -	55.208	0.584	78.76	15:21:32.733
12 -	1:05.017	10.393	66.88	15:22:37.750
13 -	1:39.863	45.239	43.54	15:24:17.613
14 -	1:54.936	1:00.312	37.83	15:26:12.549
15 -	1:24.935	30.311	51.19	15:27:37.484
16 -	56.794	2.170	76.56	15:28:34.278
17 -	55.011	0.387	79.04	15:29:29.289
18 -	54.625 (2)	0.001	79.60	15:30:23.914
19 -	55.028	0.404	79.02	15:31:18.942
20 -	55.501	0.877	78.35	15:32:14.443
21 -	56.842	2.218	76.50	15:33:11.285
22 -	55.700	1.076	78.07	15:34:06.985
23 -	55.285	0.661	78.65	15:35:02.270
24 -	1:07.583	12.959	64.34	15:36:09.853
25 -	55.658	1.034	78.13	15:37:05.511

P9 147 Colin LOUGHLIN				
LAP	LAP TIME	DIFF	MPH	TIME OF DAY

1 -	1:08.012	11.828	63.93	15:12:25.136
2 -	57.375	1.191	75.79	15:13:22.511
3 -	56.907	0.723	76.41	15:14:19.418
4 -	56.562	0.378	76.88	15:15:15.980
5 -	56.883	0.699	76.44	15:16:12.863
6 -	56.499	0.315	76.96	15:17:09.362
7 -	57.149	0.965	76.09	15:18:06.511
8 -	56.482	0.298	76.99	15:19:02.993
9 -	56.842	0.658	76.50	15:19:59.835
10 -	56.457	0.273	77.02	15:20:56.292
11 -	1:16.261	20.077	57.02	15:22:12.553
12 -	1:16.056	19.872	57.17	15:23:28.609
13 -	1:06.429	10.245	65.46	15:24:35.038
14 -	1:41.661	45.477	42.77	15:26:16.699
15 -	1:26.760	30.576	50.12	15:27:43.459
16 -	57.590	1.406	75.50	15:28:41.049
17 -	56.184 (1)		77.39	15:29:37.233
18 -	57.743	1.559	75.30	15:30:34.976
19 -	56.586	0.402	76.84	15:31:31.562
20 -	56.695	0.511	76.70	15:32:28.257
21 -	56.691	0.507	76.70	15:33:24.948
22 -	57.267	1.083	75.93	15:34:22.215
23 -	56.581	0.397	76.85	15:35:18.796
24 -	56.420 (3)	0.236	77.07	15:36:15.216
25 -	56.218 (2)	0.034	77.35	15:37:11.434

Weather / Track : Bright / Dry

Brands Hatch Indy

Circuit Length = 1.2079 miles

Start: 15:11 Flag 15:36 End: 15:37

Caterham Graduates Championship - 135/150/Mega/Classic

RACE 3 - LAP ANALYSIS

DIFF = Difference To Personal Best Lap

P10 168 Adam HARRISON				
LAP	LAP TIME	DIFF	MPH	TIME OF DAY
1 -	1:07.544	11.540	64.38	15:12:24.668
2 -	58.040	2.036	74.92	15:13:22.708
3 -	57.863	1.859	75.15	15:14:20.571
4 -	56.890	0.886	76.43	15:15:17.461
5 -	56.620	0.616	76.80	15:16:14.081
6 -	56.774	0.770	76.59	15:17:10.855
7 -	56.127 (3)	0.123	77.47	15:18:06.982
8 -	56.784	0.780	76.58	15:19:03.766
9 -	57.614	1.610	75.47	15:20:01.380
10 -	56.420	0.416	77.07	15:20:57.800
11 -	1:15.338	19.334	57.72	15:22:13.138
12 -	1:16.014	20.010	57.20	15:23:29.152
13 -	1:06.744	10.740	65.15	15:24:35.896
14 -	1:41.531	45.527	42.83	15:26:17.427
15 -	1:26.515	30.511	50.26	15:27:43.942
16 -	57.210	1.206	76.01	15:28:41.152
17 -	56.531	0.527	76.92	15:29:37.683
18 -	57.412	1.408	75.74	15:30:35.095
19 -	56.561	0.557	76.88	15:31:31.656
20 -	57.966	1.962	75.01	15:32:29.622
21 -	56.036 (2)	0.032	77.60	15:33:25.658
22 -	56.456	0.452	77.02	15:34:22.114
23 -	57.170	1.166	76.06	15:35:19.284
24 -	56.004 (1)		77.64	15:36:15.288
25 -	56.282	0.278	77.26	15:37:11.570

P11 82 Robin WEBB				
LAP	LAP TIME	DIFF	MPH	TIME OF DAY
1 -	1:07.669	9.005	64.26	15:12:24.793
2 -	59.137	0.473	73.53	15:13:23.930
3 -	59.154	0.490	73.51	15:14:23.084
4 -	59.568	0.904	73.00	15:15:22.652
5 -	59.509	0.845	73.07	15:16:22.161
6 -	59.610	0.946	72.95	15:17:21.771
7 -	59.420	0.756	73.18	15:18:21.191
8 -	1:00.243	1.579	72.18	15:19:21.434
9 -	1:01.015	2.351	71.27	15:20:22.449
10 -	1:00.809	2.145	71.51	15:21:23.258
11 -	1:08.307	9.643	63.66	15:22:31.565
12 -	1:39.215	40.551	43.83	15:24:10.780
13 -	1:54.499	55.835	37.97	15:26:05.279
14 -	1:29.749	31.085	48.45	15:27:35.028
15 -	59.493	0.829	73.09	15:28:34.521
16 -	59.110	0.446	73.56	15:29:33.631
17 -	58.699 (2)	0.035	74.08	15:30:32.330
18 -	58.758 (3)	0.094	74.00	15:31:31.088
19 -	1:00.130	1.466	72.32	15:32:31.218
20 -	58.794	0.130	73.96	15:33:30.012
21 -	58.773	0.109	73.98	15:34:28.785
22 -	58.926	0.262	73.79	15:35:27.711
23 -	58.664 (1)		74.12	15:36:26.375
24 -	59.451	0.787	73.14	15:37:25.826

P12 85 Mark CARTER				
LAP	LAP TIME	DIFF	MPH	TIME OF DAY
1 -	1:09.340	10.427	62.71	15:12:26.464
2 -	1:00.369	1.456	72.03	15:13:26.833
3 -	59.575	0.662	72.99	15:14:26.408
4 -	59.240	0.327	73.40	15:15:25.648

DIFF = Difference To Personal Best Lap

5 -	59.079	0.166	73.60	15:16:24.727
6 -	59.818	0.905	72.69	15:17:24.545
7 -	59.346	0.433	73.27	15:18:23.891
8 -	59.076	0.163	73.61	15:19:22.967
9 -	59.283	0.370	73.35	15:20:22.250
10 -	59.504	0.591	73.08	15:21:21.754
11 -	1:08.277	9.364	63.69	15:22:30.031
12 -	1:38.829	39.916	44.00	15:24:08.860
13 -	1:54.751	55.838	37.89	15:26:03.611
14 -	1:30.244	31.331	48.18	15:27:33.855
15 -	59.101	0.188	73.57	15:28:32.956
16 -	59.466	0.553	73.12	15:29:32.422
17 -	58.960 (2)	0.047	73.75	15:30:31.382
18 -	59.084	0.171	73.60	15:31:30.466
19 -	59.296	0.383	73.33	15:32:29.762
20 -	58.913 (1)		73.81	15:33:28.675
21 -	59.271	0.358	73.36	15:34:27.946
22 -	59.137	0.224	73.53	15:35:27.083
23 -	59.051 (3)	0.138	73.64	15:36:26.134
24 -	59.794	0.881	72.72	15:37:25.928

P13 87 Trevor HARBUR				
LAP	LAP TIME	DIFF	MPH	TIME OF DAY
1 -	1:09.088	10.463	62.94	15:12:26.212
2 -	1:01.131	2.506	71.13	15:13:27.343
3 -	59.444	0.819	73.15	15:14:26.787
4 -	59.349	0.724	73.27	15:15:26.136
5 -	59.015	0.390	73.68	15:16:25.151
6 -	59.785	1.160	72.73	15:17:24.936
7 -	1:00.148	1.523	72.29	15:18:25.084
8 -	59.993	1.368	72.48	15:19:25.077
9 -	59.157	0.532	73.50	15:20:24.234
10 -	1:00.193	1.568	72.24	15:21:24.427
11 -	1:07.808	9.183	64.13	15:22:32.235
12 -	1:39.190	40.565	43.84	15:24:11.425
13 -	1:54.769	56.144	37.89	15:26:06.194
14 -	1:28.989	30.364	48.86	15:27:35.183
15 -	59.902	1.277	72.59	15:28:35.085
16 -	58.739	0.114	74.03	15:29:33.824
17 -	58.625 (1)		74.17	15:30:32.449
18 -	59.004	0.379	73.70	15:31:31.453
19 -	1:00.052	1.427	72.41	15:32:31.505
20 -	58.644 (2)	0.019	74.15	15:33:30.149
21 -	58.799	0.174	73.95	15:34:28.948
22 -	1:00.060	1.435	72.40	15:35:29.008
23 -	58.658 (3)	0.033	74.13	15:36:27.666
24 -	58.825	0.200	73.92	15:37:26.491

P14 86 Iain KINGHORN				
LAP	LAP TIME	DIFF	MPH	TIME OF DAY
1 -	1:09.914	10.715	62.19	15:12:27.038
2 -	1:00.365	1.166	72.03	15:13:27.403
3 -	1:00.563	1.364	71.80	15:14:27.966
4 -	59.525	0.326	73.05	15:15:27.491
5 -	59.388 (3)	0.189	73.22	15:16:26.879
6 -	59.646	0.447	72.90	15:17:26.525
7 -	59.199 (1)		73.45	15:18:25.724
8 -	1:00.170	0.971	72.27	15:19:25.894
9 -	1:01.667	2.468	70.51	15:20:27.561
10 -	1:01.556	2.357	70.64	15:21:29.117
11 -	1:05.141	5.942	66.75	15:22:34.258
12 -	1:39.122	39.923	43.87	15:24:13.380
13 -	1:55.254	56.055	37.73	15:26:08.634

Weather / Track : Bright / Dry

Brands Hatch Indy
Circuit Length = 1.2079 miles
Start: 15:11 Flag 15:36 End: 15:37

Caterham Graduates Championship - 135/150/Mega/Classic

RACE 3 - LAP ANALYSIS

DIFF = Difference To Personal Best Lap

14 -	1:27.832	28.633	49.51	15:27:36.466
15 -	59.930	0.731	72.56	15:28:36.396
16 -	59.225 (2)	0.026	73.42	15:29:35.621
17 -	1:00.914	1.715	71.38	15:30:36.535
18 -	59.939	0.740	72.55	15:31:36.474
19 -	59.915	0.716	72.57	15:32:36.389
20 -	59.892	0.693	72.60	15:33:36.281
21 -	59.911	0.712	72.58	15:34:36.192
22 -	1:00.226	1.027	72.20	15:35:36.418
23 -	59.599	0.400	72.96	15:36:36.017

P15 91 Darren GRAINGER

LAP	LAP TIME	DIFF	MPH	TIME OF DAY
1 -	1:11.064	11.759	61.19	15:12:28.188
2 -	1:00.742	1.437	71.59	15:13:28.930
3 -	59.907	0.602	72.58	15:14:28.837
4 -	59.305 (1)		73.32	15:15:28.142
5 -	59.617	0.312	72.94	15:16:27.759
6 -	59.873	0.568	72.63	15:17:27.632
7 -	59.761	0.456	72.76	15:18:27.393
8 -	1:00.443	1.138	71.94	15:19:27.836
9 -	1:00.387	1.082	72.01	15:20:28.223
10 -	1:01.777	2.472	70.39	15:21:30.000
11 -	1:04.870	5.565	67.03	15:22:34.870
12 -	1:39.433	40.128	43.73	15:24:14.303
13 -	1:54.973	55.668	37.82	15:26:09.276
14 -	1:27.317	28.012	49.80	15:27:36.593
15 -	1:00.848	1.543	71.46	15:28:37.441
16 -	59.878	0.573	72.62	15:29:37.319
17 -	1:00.125	0.820	72.32	15:30:37.444
18 -	1:00.115	0.810	72.33	15:31:37.559
19 -	59.573 (3)	0.268	72.99	15:32:37.132
20 -	59.332 (2)	0.027	73.29	15:33:36.464
21 -	59.976	0.671	72.50	15:34:36.440
22 -	1:00.508	1.203	71.86	15:35:36.948
23 -	1:00.849	1.544	71.46	15:36:37.797

P16 90 Andrew COOPER

LAP	LAP TIME	DIFF	MPH	TIME OF DAY
1 -	1:11.646	10.445	60.69	15:12:28.770
2 -	1:01.327 (2)	0.126	70.90	15:13:30.097
3 -	1:01.609	0.408	70.58	15:14:31.706
4 -	1:01.752	0.551	70.42	15:15:33.458
5 -	1:01.990	0.789	70.15	15:16:35.448
6 -	1:02.529	1.328	69.54	15:17:37.977
7 -	1:03.202	2.001	68.80	15:18:41.179
8 -	1:02.225	1.024	69.88	15:19:43.404
9 -	1:01.201 (1)		71.05	15:20:44.605
10 -	1:01.494	0.293	70.71	15:21:46.099
11 -	1:05.963	4.762	65.92	15:22:52.062
12 -	1:27.478	26.277	49.71	15:24:19.540
13 -	1:54.351	53.150	38.02	15:26:13.891
14 -	1:25.844	24.643	50.65	15:27:39.735
15 -	1:01.458 (3)	0.257	70.75	15:28:41.193
16 -	1:03.318	2.117	68.67	15:29:44.511
17 -	1:02.205	1.004	69.90	15:30:46.716
18 -	1:02.092	0.891	70.03	15:31:48.808
19 -	1:01.903	0.702	70.24	15:32:50.711
20 -	1:02.246	1.045	69.86	15:33:52.957
21 -	1:01.646	0.445	70.54	15:34:54.603
22 -	1:01.704	0.503	70.47	15:35:56.307
23 -	1:02.441	1.240	69.64	15:36:58.748

DIFF = Difference To Personal Best Lap

P17 89 Michael SEGAL				
LAP	LAP TIME	DIFF	MPH	TIME OF DAY
1 -	1:10.861	10.065	61.36	15:12:27.985
2 -	1:01.170 (3)	0.374	71.09	15:13:29.155
3 -	1:02.173	1.377	69.94	15:14:31.328
4 -	1:01.889	1.093	70.26	15:15:33.217
5 -	1:02.038	1.242	70.09	15:16:35.255
6 -	1:02.849	2.053	69.19	15:17:38.104
7 -	1:03.246	2.450	68.75	15:18:41.350
8 -	1:02.283	1.487	69.82	15:19:43.633
9 -	1:01.644	0.848	70.54	15:20:45.277
10 -	1:02.033	1.237	70.10	15:21:47.310
11 -	1:05.954	5.158	65.93	15:22:53.264
12 -	1:26.857	26.061	50.06	15:24:20.121
13 -	1:54.554	53.758	37.96	15:26:14.675
14 -	1:25.878	25.082	50.63	15:27:40.553
15 -	1:00.796 (1)		71.52	15:28:41.349
16 -	1:03.299	2.503	68.69	15:29:44.648
17 -	1:02.233	1.437	69.87	15:30:46.881
18 -	1:02.408	1.612	69.68	15:31:49.289
19 -	1:01.677	0.881	70.50	15:32:50.966
20 -	1:02.239	1.443	69.86	15:33:53.205
21 -	1:03.123	2.327	68.89	15:34:56.328
22 -	1:01.163 (2)	0.367	71.09	15:35:57.491
23 -	1:01.757	0.961	70.41	15:36:59.248

P18 98 Robert APPLETON

LAP	LAP TIME	DIFF	MPH	TIME OF DAY
1 -	1:12.278	11.035	60.16	15:12:29.402
2 -	1:01.608	0.365	70.58	15:13:31.010
3 -	1:02.264	1.021	69.84	15:14:33.274
4 -	1:02.161	0.918	69.95	15:15:35.435
5 -	1:01.828	0.585	70.33	15:16:37.263
6 -	1:01.938	0.695	70.20	15:17:39.201
7 -	1:03.716	2.473	68.24	15:18:42.917
8 -	1:02.489	1.246	69.58	15:19:45.406
9 -	1:01.243 (1)		71.00	15:20:46.649
10 -	1:04.217	2.974	67.71	15:21:50.866
11 -	1:05.741	4.498	66.14	15:22:56.607
12 -	1:24.854	23.611	51.24	15:24:21.461
13 -	1:54.245	53.002	38.06	15:26:15.706
14 -	1:27.775	26.532	49.54	15:27:43.481
15 -	1:01.495 (3)	0.252	70.71	15:28:44.976
16 -	1:02.185	0.942	69.93	15:29:47.161
17 -	1:01.777	0.534	70.39	15:30:48.938
18 -	1:01.918	0.675	70.23	15:31:50.856
19 -	1:01.499	0.256	70.71	15:32:52.355
20 -	1:02.194	0.951	69.91	15:33:54.549
21 -	1:02.460	1.217	69.62	15:34:57.009
22 -	1:01.416 (2)	0.173	70.80	15:35:58.425
23 -	1:01.815	0.572	70.34	15:37:00.240

P19 88 Peter TATTERSALL

LAP	LAP TIME	DIFF	MPH	TIME OF DAY
1 -	1:08.958	9.426	63.06	15:12:26.082
2 -	59.911	0.379	72.58	15:13:25.993
3 -	59.568 (2)	0.036	73.00	15:14:25.561
4 -	59.650 (3)	0.118	72.90	15:15:25.211
5 -	59.532 (1)		73.04	15:16:24.743
6 -	59.833	0.301	72.67	15:17:24.576
7 -	1:00.510	0.978	71.86	15:18:25.086
8 -	59.993	0.461	72.48	15:19:25.079

Brands Hatch Indy

Circuit Length = 1.2079 miles

Start: 15:11 Flag 15:36 End: 15:37

Weather / Track : Bright / Dry

Caterham Graduates Championship - 135/150/Mega/Classic

RACE 3 - LAP ANALYSIS

DIFF = Difference To Personal Best Lap

9 -	1:02.269	2.737	69.83	15:20:27.348
10 -	1:07.238	7.706	64.67	15:21:34.586
11 -	1:09.354	9.822	62.70	15:22:43.940
12 -	2:17.296 P	1:17.764	31.67	15:25:01.236
13 -	1:17.387	17.855	56.19	15:26:18.623
14 -	1:31.710	32.178	47.41	15:27:50.333
15 -	1:04.517	4.985	67.40	15:28:54.850
16 -	1:05.100	5.568	66.79	15:29:59.950
17 -	1:05.238	5.706	66.65	15:31:05.188
18 -	1:05.414	5.882	66.47	15:32:10.602
19 -	1:06.681	7.149	65.21	15:33:17.283
20 -	1:07.410	7.878	64.50	15:34:24.693
21 -	1:06.164	6.632	65.72	15:35:30.857
22 -	1:05.276	5.744	66.61	15:36:36.133

P20 63 Chris SAVAGE				
LAP	LAP TIME	DIFF	MPH	TIME OF DAY
1 -	1:04.769	9.721	67.13	15:12:21.893
2 -	55.696	0.648	78.07	15:13:17.589
3 -	55.339 (3)	0.291	78.58	15:14:12.928
4 -	55.590	0.542	78.22	15:15:08.518
5 -	55.451	0.403	78.42	15:16:03.969
6 -	55.575	0.527	78.24	15:16:59.544
7 -	55.048 (1)		78.99	15:17:54.592
8 -	55.213 (2)	0.165	78.76	15:18:49.805

Caterham Graduates Championship - 135/150/Mega/Classic

RACE 3 - POSITION CHART

No	Name	Lap																											
		Pos	1	2	3	4	5	6	7	8	9	10	11	12	13	14	15	16	17	18	19	20	21	22	23	24	25		
128	WHITE	1	128	128	128	128	128	128	128	128	128	128	128	128	128	128	128	128	128	128	128	128	128	128	128	128	128	128	
146	DEAR	2	141	146	146	146	146	146	146	146	146	146	146	146	146	146	146	146	146	146	146	146	146	146	146	146	146	146	
54	BARRETT	3	146	141	141	141	141	141	141	141	141	141	141	141	141	141	141	141	141	141	141	141	141	141	141	141	141	141	
141	CURRY	4	54	54	54	54	54	54	54	54	54	54	54	54	54	54	54	54	54	54	54	54	54	54	54	54	54	54	
55	SKINNER	5	55	55	57	57	57	57	57	57	55	55	55	55	55	55	55	55	55	55	55	55	55	55	55	55	55	55	
69	BENFIELD	6	57	57	55	55	55	55	55	57	57	57	57	57	57	57	57	57	59	59	59	59	59	59	57	57	57	57	
63	SAVAGE	7	59	59	59	59	59	59	59	59	59	59	59	59	59	59	59	59	68	68	68	57	57	59	59	59	68	68	
68	NOARO	8	68	68	68	68	68	68	68	68	68	68	68	68	68	68	68	68	57	57	57	68	68	68	68	68	68	59	59
59	STURGESS	9	63	63	63	63	63	63	63	63	147	147	147	147	147	147	147	147	147	147	147	147	147	147	147	168	147	147	147
57	RAYMENT	10	168	147	147	147	147	147	147	147	168	168	168	168	168	168	168	168	168	168	168	168	168	168	168	147	168	168	168
147	LOUGHLIN	11	82	168	168	168	168	168	168	168	85	85	85	85	85	85	85	85	85	85	85	85	85	85	85	85	85	85	82
168	HARRISON	12	147	82	82	82	82	82	82	82	82	82	82	82	82	82	82	82	82	82	82	82	82	82	82	82	82	82	85
85	CARTER	13	88	88	88	88	85	85	85	85	87	87	87	87	87	87	87	87	87	87	87	87	87	87	87	87	87	87	87
82	WEBB	14	87	85	85	85	88	88	87	87	88	86	86	86	86	86	86	86	86	86	86	86	86	86	86	86	86	86	86
87	HARBER	15	85	87	87	87	87	87	87	88	88	86	91	91	91	91	91	91	91	91	91	91	91	91	91	91	91	91	91
88	TATTERSALL	16	86	86	86	86	86	86	86	86	91	88	88	90	90	90	90	90	90	90	90	90	90	90	90	90	90	90	90
91	GRAINGER	17	89	91	91	91	91	91	91	91	90	90	90	89	89	89	89	89	89	89	89	89	89	89	89	89	89	89	89
86	KINGHORN	18	91	89	89	89	89	90	90	90	89	89	89	98	98	98	98	98	98	98	98	98	98	98	98	98	98	98	98
89	SEGAL	19	90	90	90	90	90	89	89	89	98	98	98	88	88	88	88	88	88	88	88	88	88	88	88	88	88	88	88
90	COOPER	20	98	98	98	98	98	98	98	98																			
98	APPLETON	21																											

Weather / Track : Bright / Dry

Brands Hatch Indy
 Circuit Length = 1.2079 miles
 Start: 15:11 Flag 15:36 End: 15:37

Results can be found at www.tsl-timing.com

Printed - 15:38 Saturday, 22 June 2019

Caterham Graduates Championship - 135/150/Mega/Classic

RACE 3 - STATISTICS

Competitors Started 20
Planned Start 2019-06-22 @ 15:15:00.000
Actual Start 2019-06-22 @ 15:11:17.123
Finish Time 2019-06-22 @ 15:36:34.349
Track Length 1.2079mi.
Total Laps 467
Total Distance Covered 564.1105mi.

Session Fastest Lap History

NO	CL	NAME	LAP TIME	TIME OF DAY	LAP	VEHICLE
128	Sigma 150	Barry WHITE	1:01.377	15:12:18.513	1	Caterham 7 Sigma 150 1600
128	Sigma 150	Barry WHITE	54.853	15:13:13.367	2	Caterham 7 Sigma 150 1600
128	Sigma 150	Barry WHITE	54.667	15:14:08.034	3	Caterham 7 Sigma 150 1600
146	Sigma 150	Chris DEAR	53.979	15:14:08.546	3	Caterham 7 Sigma 150 1600
128	Sigma 150	Barry WHITE	53.964	15:15:56.294	5	Caterham 7 Sigma 150 1600
146	Sigma 150	Chris DEAR	53.878	15:17:44.665	7	Caterham 7 Sigma 150 1600
128	Sigma 150	Barry WHITE	53.713	15:19:33.055	9	Caterham 7 Sigma 150 1600
128	Sigma 150	Barry WHITE	53.621	15:35:40.645	24	Caterham 7 Sigma 150 1600
146	Sigma 150	Chris DEAR	53.503	15:35:40.792	24	Caterham 7 Sigma 150 1600

Session Leader History

NO	CL	NAME	FROM LAP	LAPS LED	DISTANCE	VEHICLE
128	Sigma 150	Barry WHITE	1	25	30.19 miles	Caterham 7 Sigma 150 1600

Flag History

TYPE	TIME OF DAY
GREEN	15:11:17.123
SAFETY	15:21:18.038
GREEN	15:27:32.149
FINISH	15:36:34.349

Flag Statistics

TYPE	COUNT	TOTAL LAPS	TOTAL TIME
Green	2	21	20:08.089
Red	0	0	0.000
Safety Car	1	4	6:14.111
FCY	0	0	0.000

Weather / Track : Bright / Dry

These results are provisional until the conclusion of any judicial and technical matters.

Brands Hatch Indy
 Circuit Length = 1.2079 miles
 Start: 15:11 Flag 15:36 End: 15:37

Clerk Of Course :	Timekeeper :
-------------------	--------------

Caterham Graduates Championship - 135/150/Mega/Classic

RACE 3 - STATISTICS

CLASS : Mega

6 Starters

Fastest Lap History

NO	NAME	LAP TIME	TIME OF DAY	LAP	VEHICLE
54	Kevin BARRETT	1:02.243	15:12:19.381	1	Caterham 7 Mega 1600
54	Kevin BARRETT	55.630	15:13:15.010	2	Caterham 7 Mega 1600
55	Andy SKINNER	55.271	15:13:15.535	2	Caterham 7 Mega 1600
57	Kim RAYMENT	54.959	15:13:15.711	2	Caterham 7 Mega 1600
54	Kevin BARRETT	54.710	15:14:09.721	3	Caterham 7 Mega 1600
54	Kevin BARRETT	54.486	15:15:04.205	4	Caterham 7 Mega 1600
54	Kevin BARRETT	54.236	15:20:32.565	10	Caterham 7 Mega 1600
55	Andy SKINNER	54.191	15:30:22.964	18	Caterham 7 Mega 1600

Leader History

NO	NAME	FROM LAP	LAPS LED	DISTANCE	VEHICLE
54	Kevin BARRETT	1	25	30.19 miles	Caterham 7 Mega 1600

Weather / Track : Bright / Dry

These results are provisional until the conclusion of any judicial and technical matters.

Brands Hatch Indy

Circuit Length = 1.2079 miles

Start: 15:11 Flag 15:36 End: 15:37

Clerk Of Course :

Timekeeper :

Caterham Graduates Championship - 135/150/Mega/Classic

RACE 3 - STATISTICS

CLASS : Classic

9 Starters

Fastest Lap History

NO	NAME	LAP TIME	TIME OF DAY	LAP	VEHICLE
82	Robin WEBB	1:07.669	15:12:24.807	1	Caterham 7 Classic 1600
82	Robin WEBB	59.137	15:13:23.945	2	Caterham 7 Classic 1600
85	Mark CARTER	59.079	15:16:24.742	5	Caterham 7 Classic 1600
87	Trevor HARBER	59.015	15:16:25.164	5	Caterham 7 Classic 1600
87	Trevor HARBER	58.739	15:29:33.838	16	Caterham 7 Classic 1600
82	Robin WEBB	58.699	15:30:32.345	17	Caterham 7 Classic 1600
87	Trevor HARBER	58.625	15:30:32.449	17	Caterham 7 Classic 1600

Leader History

NO	NAME	FROM LAP	LAPS LED	DISTANCE	VEHICLE
82	Robin WEBB	1	8	9.66 miles	Caterham 7 Classic 1600
85	Mark CARTER	9	15	18.11 miles	Caterham 7 Classic 1600
82	Robin WEBB	24	1	1.20 miles	Caterham 7 Classic 1600

Weather / Track : Bright / Dry

These results are provisional until the conclusion of any judicial and technical matters.

Brands Hatch Indy

Circuit Length = 1.2079 miles

Start: 15:11 Flag 15:36 End: 15:37

Clerk Of Course :		Timekeeper :
-------------------	--	--------------

Caterham Graduates Championship - 135/150/Mega/Classic

RACE 3 - STATISTICS

CLASS : Sigma 150

4 Starters

Fastest Lap History

NO	NAME	LAP TIME	TIME OF DAY	LAP	VEHICLE
128	Barry WHITE	1:01.377	15:12:18.513	1	Caterham 7 Sigma 150 1600
128	Barry WHITE	54.853	15:13:13.367	2	Caterham 7 Sigma 150 1600
128	Barry WHITE	54.667	15:14:08.034	3	Caterham 7 Sigma 150 1600
146	Chris DEAR	53.979	15:14:08.546	3	Caterham 7 Sigma 150 1600
128	Barry WHITE	53.964	15:15:56.294	5	Caterham 7 Sigma 150 1600
146	Chris DEAR	53.878	15:17:44.665	7	Caterham 7 Sigma 150 1600
128	Barry WHITE	53.713	15:19:33.055	9	Caterham 7 Sigma 150 1600
128	Barry WHITE	53.621	15:35:40.645	24	Caterham 7 Sigma 150 1600
146	Chris DEAR	53.503	15:35:40.792	24	Caterham 7 Sigma 150 1600

Leader History

NO	NAME	FROM LAP	LAPS LED	DISTANCE	VEHICLE
128	Barry WHITE	1	25	30.19 miles	Caterham 7 Sigma 150 1600

Weather / Track : Bright / Dry

These results are provisional until the conclusion of any judicial and technical matters.

Brands Hatch Indy

Circuit Length = 1.2079 miles

Start: 15:11 Flag 15:36 End: 15:37

Clerk Of Course :

Timekeeper :

Caterham Graduates Championship - 135/150/Mega/Classic

RACE 3 - STATISTICS

CLASS : Sigma 135

1 Starters

Fastest Lap History

NO	NAME	LAP TIME	TIME OF DAY	LAP	VEHICLE
168	Adam HARRISON	1:07.544	15:12:24.681	1	Caterham 7 Sigma 135 1600
168	Adam HARRISON	58.040	15:13:22.722	2	Caterham 7 Sigma 135 1600
168	Adam HARRISON	57.863	15:14:20.585	3	Caterham 7 Sigma 135 1600
168	Adam HARRISON	56.890	15:15:17.474	4	Caterham 7 Sigma 135 1600
168	Adam HARRISON	56.620	15:16:14.094	5	Caterham 7 Sigma 135 1600
168	Adam HARRISON	56.127	15:18:06.995	7	Caterham 7 Sigma 135 1600
168	Adam HARRISON	56.036	15:33:25.671	21	Caterham 7 Sigma 135 1600
168	Adam HARRISON	56.004	15:36:15.288	24	Caterham 7 Sigma 135 1600

Leader History

NO	NAME	FROM LAP	LAPS LED	DISTANCE	VEHICLE
168	Adam HARRISON	1	25	30.19 miles	Caterham 7 Sigma 135 1600

Weather / Track : Bright / Dry

These results are provisional until the conclusion of any judicial and technical matters.

Brands Hatch Indy

Circuit Length = 1.2079 miles

Start: 15:11 Flag 15:36 End: 15:37

Clerk Of Course :

Timekeeper :

Caterham Graduates Championship - 135/150/Mega/Classic

RACE 10 - CLASSIFICATION

POS	NO	CL	PIC	NAME	ENTRY	LAPS	TIME	GAP	DIFF	MPH	BEST	ON
1	128	Sigma 1	1	Barry WHITE	Caterham 7 Sigma 150 1600	33	30:01.158			79.67	53.939	31
2	146	Sigma 1	2	Chris DEAR	Caterham 7 Sigma 150 1600	33	30:02.472	1.314	1.314	79.61	53.563	33
3	54	Mega	1	Kevin BARRETT	Caterham 7 Mega 1600	33	30:28.238	27.080	25.766	78.49	54.555	15
4	55	Mega	2	Andy SKINNER	Caterham 7 Mega 1600	33	30:35.846	34.688	7.608	78.16	54.495	14
5	57	Mega	3	Kim RAYMENT	Caterham 7 Mega 1600	33	30:37.829	36.671	1.983	78.08	54.745	22
6	141	Sigma 1	3	Jonathan CURRY	Caterham 7 Sigma 150 1600	33	30:46.480	45.322	8.651	77.71	54.491	15
7	59	Mega	4	Neil STURGESS	Caterham 7 Mega 1600	33	30:55.446	54.288	8.966	77.34	55.104	10
8	63	Mega	5	Chris SAVAGE	Caterham 7 Mega 1600	33	30:55.640	54.482	0.194	77.33	55.104	31
9	69	Mega	6	John BENFIELD	Caterham 7 Mega 1600	32	30:49.531	1 Lap	1 Lap	75.23	56.317	19
10	168	Sigma 1	1	Adam HARRISON	Caterham 7 Sigma 135 1600	32	31:07.016	1 Lap	17.485	74.53	56.578	28
11	82	Classic	1	Robin WEBB	Caterham 7 Classic 1600	31	30:46.170	2 Laps	1 Lap	73.01	58.416	2
12	87	Classic	2	Trevor HARBER	Caterham 7 Classic 1600	30	30:14.736	3 Laps	1 Lap	71.88	59.396	2
13	86	Classic	3	Iain KINGHORN	Caterham 7 Classic 1600	30	30:19.548	3 Laps	4.812	71.69	59.504	19
14	91	Classic	4	Darren GRAINGER	Caterham 7 Classic 1600	30	30:36.586	3 Laps	17.038	71.03	59.770	2
15	90	Classic	5	Andrew COOPER	Caterham 7 Classic 1600	29	30:12.679	4 Laps	1 Lap	69.57	1:01.309	5
16	98	Classic	6	Robert APPLETON	Caterham 7 Classic 1600	29	30:14.041	4 Laps	1.362	69.51	1:01.179	11
17	88	Classic	7	Peter TATTERSALL	Caterham 7 Classic 1600	28	31:06.327	5 Laps	1 Lap	65.24	1:03.826	8

NOT CLASSIFIED

DNF	85	Classic		Mark CARTER	Caterham 7 Classic 1600	30	29:45.250	3 Laps	0.000	73.07	58.666	29
DNF	89	Classic		Mchael SEGAL	Caterham 7 Classic 1600	27	29:44.190	6 Laps	3 Laps	65.80	1:00.720	21
DNF	68	Mega		Marc NOARO	Caterham 7 Mega 1600	24	22:18.274	9 Laps	3 Laps	77.98	54.883	20

FASTEST LAP

146	Sigma 1	Chris DEAR	Caterham 7 Sigma 150 1600	33	53.563	81.18 mph	130.65 kph
55	Mega	Andy SKINNER	Caterham 7 Mega 1600	14	54.495	79.79 mph	128.42 kph
168	Sigma 1	Adam HARRISON	Caterham 7 Sigma 135 1600	28	56.578	76.86 mph	123.69 kph
82	Classic	Robin WEBB	Caterham 7 Classic 1600	2	58.416	74.44 mph	119.80 kph

Weather / Track : Bright / Dry

These results are provisional until the conclusion of any judicial and technical matters.

Brands Hatch Indy

Circuit Length = 1.2079 miles

Start: 15:27 Flag 15:57 End: 15:58

Clerk Of Course :	Timekeeper :
-------------------	--------------

Caterham Graduates Championship - 135/150/Mega/Classic

RACE 10 - LAP CHART

LAP 1 @ 15:28:12.677			LAP 2 @ 15:29:07.505			LAP 3 @ 15:30:02.131			LAP 4 @ 15:30:56.555			LAP 5 @ 15:31:51.281		
NO	BEHIND	LAP TIME	NO	BEHIND	LAP TIME	NO	BEHIND	LAP TIME	NO	BEHIND	LAP TIME	NO	BEHIND	LAP TIME
128		1:01.515	128		54.828	128		54.626	128		54.424	128		54.726
146	0.198	1:01.713	146	0.110	54.740	146	0.136	54.652	146	0.155	54.443	146	0.182	54.753
141	0.676	1:02.191	141	0.721	54.873	141	1.425	55.330	141	2.171	55.170	88	1 Lap	1:05.710
54	1.128	1:02.643	54	1.318	55.018	54	1.705	55.013	54	2.531	55.250	141	3.491	56.046
55	1.816	1:03.331	55	2.333	55.345	55	2.881	55.174	55	3.052	54.595	54	3.822	56.017
57	3.101	1:04.616	57	3.721	55.448	57	4.433	55.338	57	5.508	55.499	55	3.909	55.583
68	3.888	1:05.403	68	5.001	55.941	68	5.751	55.376	68	6.540	55.213	57	6.093	55.311
63	3.986	1:05.501	63	5.496	56.338	63	6.937	56.067	63	8.563	56.050	68	6.807	54.993
168	4.685	1:06.200	168	7.749	57.892	59	10.486	56.047	59	11.924	55.862	63	10.040	56.203
82	5.896	1:07.411	59	9.065	56.885	168	11.971	58.848	168	15.206	57.659	59	13.201	56.003
85	6.168	1:07.683	82	9.484	58.416	82	13.828	58.970	82	18.351	58.947	168	18.733	58.253
59	7.008	1:08.523	85	10.469	59.129	85	14.714	58.871	85	19.127	58.837	82	22.651	59.026
86	7.528	1:09.043	86	12.863	1:00.163	87	18.123	59.601	87	23.995	1:00.296	85	23.131	58.730
91	8.272	1:09.787	87	13.148	59.396	86	18.186	59.949	86	24.031	1:00.269	69	26.417	57.051
87	8.580	1:10.095	91	13.214	59.770	91	20.352	1:01.764	69	24.092	57.356	86	29.139	59.834
89	10.071	1:11.586	69	17.748	58.761	69	21.160	58.038	91	26.648	1:00.720	87	29.234	59.965
90	10.506	1:12.021	90	17.781	1:02.103	90	25.937	1:02.782	90	32.850	1:01.337	91	32.494	1:00.572
98	12.215	1:13.730	89	17.943	1:02.700	89	26.101	1:02.784	89	33.170	1:01.493	90	39.433	1:01.309
69	13.815	1:15.330	98	19.883	1:02.496	98	27.635	1:02.378	98	35.148	1:01.937	89	40.267	1:01.823
88	22.723	1:24.238	88	33.825	1:05.930	88	45.134	1:05.935				98	42.134	1:01.712

Weather / Track : Bright / Dry

Brands Hatch Indy
 Circuit Length = 1.2079 miles
 Start: 15:27 Flag 15:57 End: 15:58

Caterham Graduates Championship - 135/150/Mega/Classic

RACE 10 - LAP CHART

LAP 6 @ 15:32:45.933			LAP 7 @ 15:33:40.441			LAP 8 @ 15:34:34.700			LAP 9 @ 15:35:29.041			LAP 10 @ 15:36:23.059		
NO	BEHIND	LAP TIME	NO	BEHIND	LAP TIME	NO	BEHIND	LAP TIME	NO	BEHIND	LAP TIME	NO	BEHIND	LAP TIME
128		54.652	128		54.508	128		54.259	128		54.341	128		54.018
146	0.201	54.671	146	0.480	54.787	146	0.859	54.638	146	1.266	54.748	146	2.521	55.273
141	3.850	55.011	141	5.041	55.699	98	1 Lap	1:02.477	141	7.043	55.701	91	1 Lap	1:01.351
54	4.231	55.061	54	5.381	55.658	141	5.683	54.901	54	7.157	55.402	86	1 Lap	1:01.181
55	4.697	55.440	55	5.464	55.275	54	6.096	54.974	90	1 Lap	1:02.314	141	8.121	55.096
57	6.980	55.539	57	7.753	55.281	55	6.369	55.164	55	7.316	55.288	54	8.474	55.335
68	7.866	55.711	68	8.809	55.451	57	8.979	55.485	89	1 Lap	1:02.868	55	8.938	55.640
63	11.642	56.254	63	13.308	56.174	68	9.837	55.287	57	10.092	55.454	57	11.550	55.476
59	14.510	55.961	59	15.742	55.740	63	15.119	56.070	68	10.434	54.938	68	11.939	55.523
88	1 Lap	1:07.798	168	25.644	57.952	59	17.433	55.950	98	1 Lap	1:02.999	90	1 Lap	1:02.693
168	22.200	58.119	88	1 Lap	1:05.347	168	29.605	58.220	63	16.880	56.102	89	1 Lap	1:02.149
82	26.980	58.981	69	31.355	56.856	69	33.979	56.883	59	18.268	55.176	63	18.871	56.009
85	27.242	58.763	82	31.454	58.982	88	1 Lap	1:04.731	168	33.520	58.256	98	1 Lap	1:01.523
69	29.007	57.242	85	31.522	58.788	82	36.174	58.979	69	36.912	57.274	59	19.354	55.104
87	34.896	1:00.314	87	40.626	1:00.238	85	36.565	59.302	82	40.733	58.900	168	37.709	58.207
86	35.756	1:01.269	86	43.240	1:01.992	87	46.406	1:00.039	85	40.909	58.685	69	39.513	56.619
91	38.689	1:00.847	91	45.492	1:01.311	91	52.126	1:00.893	88	1 Lap	1:03.826	82	45.944	59.229
90	46.399	1:01.618	90	53.473	1:01.582	86	52.659	1:03.678	87	51.862	59.797	85	46.289	59.398
89	46.893	1:01.278	89	53.688	1:01.303									
98	49.108	1:01.626												

Weather / Track : Bright / Dry

Brands Hatch Indy
 Circuit Length = 1.2079 miles
 Start: 15:27 Flag 15:57 End: 15:58

Caterham Graduates Championship - 135/150/Mega/Classic

RACE 10 - LAP CHART

LAP 11 @ 15:37:17.235			LAP 12 @ 15:38:11.568			LAP 13 @ 15:39:06.515			LAP 14 @ 15:40:00.680			LAP 15 @ 15:40:55.182		
NO	BEHIND	LAP TIME	NO	BEHIND	LAP TIME	NO	BEHIND	LAP TIME	NO	BEHIND	LAP TIME	NO	BEHIND	LAP TIME
128		54.176	128		54.333	128		54.947	128		54.165	128		54.502
88	2 Laps	1:04.456	146	3.430	54.676	82	1 Lap	59.170	146	3.330	54.909	146	2.909	54.081
146	3.087	54.742	87	1 Lap	1:00.079	85	1 Lap	59.200	82	1 Lap	59.200	85	1 Lap	59.147
87	1 Lap	1:00.355	141	10.488	55.343	146	2.586	54.103	85	1 Lap	59.185	82	1 Lap	59.280
141	9.478	55.533	54	10.799	54.778	141	10.755	55.214	141	11.444	54.854	141	11.433	54.491
54	10.354	56.056	55	11.761	55.292	54	10.958	55.106	54	11.834	55.041	54	11.887	54.555
55	10.802	56.040	57	13.412	55.455	55	11.736	54.922	55	12.066	54.495	55	12.252	54.688
91	1 Lap	1:00.582	68	13.905	55.251	57	13.888	55.423	57	15.043	55.320	57	15.601	55.060
57	12.290	54.916	88	2 Laps	1:06.936	68	14.226	55.268	68	15.376	55.315	68	15.939	55.065
86	1 Lap	1:01.107	91	1 Lap	1:00.146	87	1 Lap	1:01.430	87	1 Lap	59.964	59	27.809	55.617
68	12.987	55.224	86	1 Lap	59.828	91	1 Lap	1:01.017	63	26.565	56.673	87	1 Lap	1:00.342
63	21.124	56.429	63	23.049	56.258	86	1 Lap	1:00.572	59	26.694	56.471	63	28.176	56.113
59	21.683	56.505	59	23.427	56.077	63	24.057	55.955	86	1 Lap	1:00.587	86	1 Lap	1:00.199
90	1 Lap	1:02.893	90	1 Lap	1:01.553	59	24.388	55.908	91	1 Lap	1:01.074	91	1 Lap	1:00.155
89	1 Lap	1:03.002	89	1 Lap	1:01.449	88	2 Laps	1:06.371	88	2 Laps	1:04.805	88	2 Laps	1:05.289
98	1 Lap	1:02.018	98	1 Lap	1:01.179	89	1 Lap	1:01.958	89	1 Lap	1:01.565	69	51.248	57.164
69	42.095	56.758	69	44.832	57.070	90	1 Lap	1:02.399	90	1 Lap	1:02.935	89	1 Lap	1:01.051
168	42.328	58.795	168	45.818	57.823	98	1 Lap	1:01.351	69	48.586	56.367	168	54.658	57.544
82	50.797	59.029				69	46.384	56.499	98	1 Lap	1:02.895			
85	50.900	58.787				168	48.346	57.475	168	51.616	57.435			

Weather / Track : Bright / Dry

Brands Hatch Indy
Circuit Length = 1.2079 miles
Start: 15:27 Flag 15:57 End: 15:58

Caterham Graduates Championship - 135/150/Mega/Classic

RACE 10 - LAP CHART

LAP 16 @ 15:41:49.880			LAP 17 @ 15:42:44.202			LAP 18 @ 15:43:38.288			LAP 19 @ 15:44:32.512			LAP 20 @ 15:45:27.142		
NO	BEHIND	LAP TIME	NO	BEHIND	LAP TIME	NO	BEHIND	LAP TIME	NO	BEHIND	LAP TIME	NO	BEHIND	LAP TIME
128		54.698	128		54.322	128		54.086	128		54.224	128		54.630
90	2 Laps	1:01.642	146	3.082	55.199	69	1 Lap	57.188	146	2.636	54.014	146	2.841	54.835
98	2 Laps	1:02.000	88	3 Laps	1:05.479	146	2.846	53.850	69	1 Lap	56.944	86	2 Laps	59.869
146	2.205	53.994	168	1 Lap	1:00.331	168	1 Lap	57.800	168	1 Lap	56.969	91	2 Laps	1:00.706
141	12.385	55.650	89	2 Laps	1:02.295	89	2 Laps	1:01.817	141	15.010	54.816	69	1 Lap	56.317
54	12.444	55.255	90	2 Laps	1:01.490	141	14.418	55.494	54	15.323	54.928	168	1 Lap	57.082
55	15.741	58.187	98	2 Laps	1:01.406	54	14.619	55.332	57	19.038	55.745	141	15.263	54.883
57	15.828	54.925	141	13.010	54.947	90	2 Laps	1:01.695	55	19.825	56.175	54	15.486	54.793
82	1 Lap	1:00.480	54	13.373	55.251	98	2 Laps	1:02.317	68	20.602	56.619	57	19.694	55.286
68	16.421	55.180	57	16.360	54.854	57	17.517	55.243	90	2 Laps	1:02.937	55	20.013	54.818
85	1 Lap	1:00.646	55	16.990	55.571	88	3 Laps	1:07.831	89	2 Laps	1:04.306	68	20.855	54.883
59	28.672	55.561	68	17.394	55.295	55	17.874	54.970	98	2 Laps	1:02.892	90	2 Laps	1:02.018
63	29.059	55.581	82	1 Lap	58.839	68	18.207	54.899	88	3 Laps	1:04.779	89	2 Laps	1:02.021
87	1 Lap	59.789	85	1 Lap	58.765	85	1 Lap	59.479	85	1 Lap	58.802	98	2 Laps	1:01.506
86	1 Lap	59.873	59	29.889	55.539	82	1 Lap	1:00.051	82	1 Lap	58.764	59	33.796	56.147
91	1 Lap	1:00.353	63	30.377	55.640	59	31.212	55.409	59	32.279	55.291	63	34.928	56.367
69	53.014	56.464	87	1 Lap	59.803	63	31.785	55.494	63	33.191	55.630	85	1 Lap	59.287
			86	1 Lap	1:00.179	87	1 Lap	59.567	87	1 Lap	59.631	82	1 Lap	59.494
			91	1 Lap	59.875	86	1 Lap	1:00.004				88	3 Laps	1:07.283
						91	1 Lap	1:00.102						

Weather / Track : Bright / Dry

Brands Hatch Indy
 Circuit Length = 1.2079 miles
 Start: 15:27 Flag 15:57 End: 15:58

Caterham Graduates Championship - 135/150/Mega/Classic

RACE 10 - LAP CHART

LAP 21 @ 15:46:21.114			LAP 22 @ 15:47:15.281			LAP 23 @ 15:48:09.489			LAP 24 @ 15:49:04.111			LAP 25 @ 15:49:58.971		
NO	BEHIND	LAP TIME	NO	BEHIND	LAP TIME	NO	BEHIND	LAP TIME	NO	BEHIND	LAP TIME	NO	BEHIND	LAP TIME
128		53.972	128		54.167	128		54.208	128		54.622	128		54.860
87	2 Laps	1:00.027	146	2.597	53.931	146	2.504	54.115	89	3 Laps	1:00.720	146	2.045	54.990
146	2.833	53.964	87	2 Laps	59.777	88	4 Laps	1:06.725	146	1.915	54.033	85	2 Laps	59.470
69	1 Lap	56.696	69	1 Lap	56.797	87	2 Laps	59.535	90	3 Laps	1:01.630	82	2 Laps	59.377
86	2 Laps	59.504	86	2 Laps	59.743	69	1 Lap	56.611	98	3 Laps	1:02.201	89	3 Laps	1:02.178
91	2 Laps	1:00.443	141	17.139	55.155	141	17.805	54.874	69	1 Lap	57.468	90	3 Laps	1:01.378
141	16.151	54.860	54	17.164	54.616	54	18.141	55.185	87	2 Laps	1:00.010	98	3 Laps	1:01.436
54	16.715	55.201	91	2 Laps	1:00.790	86	2 Laps	59.839	141	17.827	54.644	69	1 Lap	56.516
168	1 Lap	57.747	168	1 Lap	56.930	55	23.679	55.318	54	18.261	54.742	54	19.178	55.777
57	21.465	55.743	57	22.043	54.745	57	23.725	55.890	88	4 Laps	1:07.187	87	2 Laps	1:00.656
55	21.736	55.695	55	22.569	55.000	68	24.031	55.082	57	24.694	55.591	57	26.172	56.338
68	21.978	55.095	68	23.157	55.346	91	2 Laps	1:00.887	55	24.896	55.839	55	26.450	56.414
59	36.285	56.461	59	37.735	55.617	168	1 Lap	58.544	68	25.325	55.916	141	30.292	1:07.325
63	37.436	56.480	63	38.562	55.293	59	38.919	55.392	86	2 Laps	59.906	86	2 Laps	1:00.012
90	2 Laps	1:02.981	85	1 Lap	1:01.031	63	39.716	55.362	168	1 Lap	56.999	168	1 Lap	59.786
89	2 Laps	1:03.060	82	1 Lap	1:01.073	85	1 Lap	58.746	91	2 Laps	1:00.870	88	4 Laps	1:07.655
85	1 Lap	59.609	89	2 Laps	1:02.747	82	1 Lap	58.955	63	40.349	55.255	91	2 Laps	1:01.606
98	2 Laps	1:02.817	90	2 Laps	1:03.766				59	40.485	56.188	63	41.726	56.237
82	1 Lap	59.342	98	2 Laps	1:03.231							59	42.388	56.763
88	3 Laps	1:05.402												

Weather / Track : Bright / Dry

Brands Hatch Indy
Circuit Length = 1.2079 miles
Start: 15:27 Flag 15:57 End: 15:58

Caterham Graduates Championship - 135/150/Mega/Classic

RACE 10 - LAP CHART

LAP 26 @ 15:50:53.213			LAP 27 @ 15:51:47.285			LAP 28 @ 15:52:41.279			LAP 29 @ 15:53:35.631			LAP 30 @ 15:54:29.879		
NO	BEHIND	LAP TIME	NO	BEHIND	LAP TIME	NO	BEHIND	LAP TIME	NO	BEHIND	LAP TIME	NO	BEHIND	LAP TIME
128		54.242	128		54.072	128		53.994	128		54.352	128		54.248
146	1.730	53.927	146	1.544	53.886	146	1.733	54.183	146	1.490	54.109	86	3 Laps	59.911
85	2 Laps	58.676	85	2 Laps	59.027	88	5 Laps	1:05.492	91	3 Laps	1:02.125	146	0.894	53.652
82	2 Laps	58.766	82	2 Laps	58.737	82	2 Laps	59.822	88	5 Laps	1:04.866	89	5 Laps	2:30.757 P
89	3 Laps	1:02.380	54	21.410	55.510	85	2 Laps	1:00.248	54	22.995	55.003	91	3 Laps	1:01.440
90	3 Laps	1:01.685	90	3 Laps	1:02.513	54	22.344	54.928	82	2 Laps	59.321	54	24.350	55.603
98	3 Laps	1:02.592	69	1 Lap	57.532	69	1 Lap	57.372	85	2 Laps	59.653	88	5 Laps	1:05.078
54	19.972	55.036	89	3 Laps	1:02.976	57	30.916	55.928	55	31.485	54.883	82	2 Laps	58.821
69	1 Lap	57.602	98	3 Laps	1:01.619	55	30.954	55.756	57	32.065	55.501	85	2 Laps	58.754
57	27.687	55.757	57	28.982	55.367	90	3 Laps	1:02.521	69	1 Lap	58.760	55	31.919	54.682
55	27.893	55.685	55	29.192	55.371	141	36.367	55.001	141	39.712	57.697	57	32.917	55.100
87	2 Laps	1:01.225	141	35.360	57.354	98	3 Laps	1:04.433	90	3 Laps	1:03.240	69	1 Lap	56.878
141	32.078	56.028	87	2 Laps	59.819	87	2 Laps	59.661	168	1 Lap	56.578	141	41.566	56.102
168	1 Lap	57.170	168	1 Lap	56.682	168	1 Lap	56.706	98	3 Laps	1:02.050	168	1 Lap	57.534
86	2 Laps	59.934	86	2 Laps	1:00.014	63	47.033	55.962	87	2 Laps	1:00.214	59	50.153	55.939
63	43.525	56.041	63	45.065	55.612	59	47.439	56.098	63	48.424	55.743	90	3 Laps	1:02.209
59	43.802	55.656	59	45.335	55.605	86	2 Laps	1:00.767	59	48.462	55.375	63	50.604	56.428
91	2 Laps	1:01.968	91	2 Laps	1:01.424							98	3 Laps	1:01.409
88	4 Laps	1:06.505										87	2 Laps	1:00.472

Weather / Track : Bright / Dry

Brands Hatch Indy
Circuit Length = 1.2079 miles
Start: 15:27 Flag 15:57 End: 15:58

Caterham Graduates Championship - 135/150/Mega/Classic

RACE 10 - LAP CHART

LAP 31 @ 15:55:23.818			LAP 32 @ 15:56:18.323			LAP 33 @ 15:57:12.320		
NO	BEHIND	LAP TIME	NO	BEHIND	LAP TIME	NO	BEHIND	LAP TIME
128		53.939	128		54.505	128		53.997
146	1.897	54.942	146	1.748	54.356	146	1.314	53.563
86	3 Laps	1:00.361	90	4 Laps	1:01.540	90	4 Laps	1:01.895
91	3 Laps	1:01.269	98	4 Laps	1:01.664	98	4 Laps	1:02.147
54	25.342	54.931	87	3 Laps	1:01.544	87	3 Laps	1:01.095
89	5 Laps	1:07.155	86	3 Laps	59.817	86	3 Laps	1:00.144
55	32.662	54.682	54	26.213	55.376	54	27.080	54.864
85	2 Laps	58.666	91	3 Laps	1:01.284	55	34.688	55.311
82	2 Laps	59.048	55	33.374	55.217	91	3 Laps	1:01.455
57	34.133	55.155	57	35.129	55.501	57	36.671	55.539
69	1 Lap	57.425	89	5 Laps	1:04.769	82	2 Laps	1:00.968
88	5 Laps	1:06.666	82	2 Laps	59.792	141	45.322	55.678
141	42.858	55.231	85	2 Laps	59.886	69	1 Lap	59.027
168	1 Lap	57.094	69	1 Lap	58.666	59	54.288	56.028
59	51.537	55.323	141	43.641	55.288	63	54.482	56.051
63	51.769	55.104	88	5 Laps	1:06.562	88	5 Laps	1:07.445
			59	52.257	55.225	168	1 Lap	1:06.101
			63	52.428	55.164			
			168	1 Lap	58.285			

Weather / Track : Bright / Dry

Caterham Graduates Championship - 135/150/Mega/Classic

RACE 10 - LAP ANALYSIS

DIFF = Difference To Personal Best Lap

P1 128 Barry WHITE				
LAP	LAP TIME	DIFF	MPH	TIME OF DAY
1 -	1:01.515	7.576	70.69	15:28:12.677
2 -	54.828	0.889	79.31	15:29:07.505
3 -	54.626	0.687	79.60	15:30:02.131
4 -	54.424	0.485	79.90	15:30:56.555
5 -	54.726	0.787	79.46	15:31:51.281
6 -	54.652	0.713	79.56	15:32:45.933
7 -	54.508	0.569	79.77	15:33:40.441
8 -	54.259	0.320	80.14	15:34:34.700
9 -	54.341	0.402	80.02	15:35:29.041
10 -	54.018	0.079	80.50	15:36:23.059
11 -	54.176	0.237	80.26	15:37:17.235
12 -	54.333	0.394	80.03	15:38:11.568
13 -	54.947	1.008	79.14	15:39:06.515
14 -	54.165	0.226	80.28	15:40:00.680
15 -	54.502	0.563	79.78	15:40:55.182
16 -	54.698	0.759	79.50	15:41:49.880
17 -	54.322	0.383	80.05	15:42:44.202
18 -	54.086	0.147	80.40	15:43:38.288
19 -	54.224	0.285	80.19	15:44:32.512
20 -	54.630	0.691	79.60	15:45:27.142
21 -	53.972 (2)	0.033	80.57	15:46:21.114
22 -	54.167	0.228	80.28	15:47:15.281
23 -	54.208	0.269	80.22	15:48:09.489
24 -	54.622	0.683	79.61	15:49:04.111
25 -	54.860	0.921	79.26	15:49:58.971
26 -	54.242	0.303	80.17	15:50:53.213
27 -	54.072	0.133	80.42	15:51:47.285
28 -	53.994 (3)	0.055	80.53	15:52:41.279
29 -	54.352	0.413	80.00	15:53:35.631
30 -	54.248	0.309	80.16	15:54:29.879
31 -	53.939 (1)		80.62	15:55:23.818
32 -	54.505	0.566	79.78	15:56:18.323
33 -	53.997	0.058	80.53	15:57:12.320

P2 146 Chris DEAR				
LAP	LAP TIME	DIFF	MPH	TIME OF DAY
1 -	1:01.713	8.150	70.46	15:28:12.875
2 -	54.740	1.177	79.44	15:29:07.615
3 -	54.652	1.089	79.56	15:30:02.267
4 -	54.443	0.880	79.87	15:30:56.710
5 -	54.753	1.190	79.42	15:31:51.463
6 -	54.671	1.108	79.54	15:32:46.134
7 -	54.787	1.224	79.37	15:33:40.921
8 -	54.638	1.075	79.58	15:34:35.559
9 -	54.748	1.185	79.42	15:35:30.307
10 -	55.273	1.710	78.67	15:36:25.580
11 -	54.742	1.179	79.43	15:37:20.322
12 -	54.676	1.113	79.53	15:38:14.998
13 -	54.103	0.540	80.37	15:39:09.101
14 -	54.909	1.346	79.19	15:40:04.010
15 -	54.081	0.518	80.40	15:40:58.091
16 -	53.994	0.431	80.53	15:41:52.085
17 -	55.199	1.636	78.78	15:42:47.284
18 -	53.850 (3)	0.287	80.75	15:43:41.134
19 -	54.014	0.451	80.50	15:44:35.148
20 -	54.835	1.272	79.30	15:45:29.983
21 -	53.964	0.401	80.58	15:46:23.947
22 -	53.931	0.368	80.63	15:47:17.878
23 -	54.115	0.552	80.35	15:48:11.993
24 -	54.033	0.470	80.48	15:49:06.026
25 -	54.990	1.427	79.07	15:50:01.016

DIFF = Difference To Personal Best Lap

26 -	53.927	0.364	80.63	15:50:54.943
27 -	53.886	0.323	80.70	15:51:48.829
28 -	54.183	0.620	80.25	15:52:43.012
29 -	54.109	0.546	80.36	15:53:37.121
30 -	53.652 (2)	0.089	81.05	15:54:30.773
31 -	54.942	1.379	79.14	15:55:25.715
32 -	54.356	0.793	80.00	15:56:20.071
33 -	53.563 (1)		81.18	15:57:13.634

P3 54 Kevin BARRETT				
LAP	LAP TIME	DIFF	MPH	TIME OF DAY
1 -	1:02.643	8.088	69.41	15:28:13.805
2 -	55.018	0.463	79.03	15:29:08.823
3 -	55.013	0.458	79.04	15:30:03.836
4 -	55.250	0.695	78.70	15:30:59.086
5 -	56.017	1.462	77.63	15:31:55.103
6 -	55.061	0.506	78.97	15:32:50.164
7 -	55.658	1.103	78.13	15:33:45.822
8 -	54.974	0.419	79.10	15:34:40.796
9 -	55.402	0.847	78.49	15:35:36.198
10 -	55.335	0.780	78.58	15:36:31.533
11 -	56.056	1.501	77.57	15:37:27.589
12 -	54.778	0.223	79.38	15:38:22.367
13 -	55.106	0.551	78.91	15:39:17.473
14 -	55.041	0.486	79.00	15:40:12.514
15 -	54.555 (1)		79.71	15:41:07.069
16 -	55.255	0.700	78.70	15:42:02.324
17 -	55.251	0.696	78.70	15:42:57.575
18 -	55.332	0.777	78.59	15:43:52.907
19 -	54.928	0.373	79.16	15:44:47.835
20 -	54.793	0.238	79.36	15:45:42.628
21 -	55.201	0.646	78.77	15:46:37.829
22 -	54.616 (2)	0.061	79.62	15:47:32.445
23 -	55.185	0.630	78.80	15:48:27.630
24 -	54.742 (3)	0.187	79.43	15:49:22.372
25 -	55.777	1.222	77.96	15:50:18.149
26 -	55.036	0.481	79.01	15:51:13.185
27 -	55.510	0.955	78.33	15:52:08.695
28 -	54.928	0.373	79.16	15:53:03.623
29 -	55.003	0.448	79.06	15:53:58.626
30 -	55.603	1.048	78.20	15:54:54.229
31 -	54.931	0.376	79.16	15:55:49.160
32 -	55.376	0.821	78.52	15:56:44.536
33 -	54.864	0.309	79.26	15:57:39.400

P4 55 Andy SKINNER				
LAP	LAP TIME	DIFF	MPH	TIME OF DAY
1 -	1:03.331	8.836	68.66	15:28:14.493
2 -	55.345	0.850	78.57	15:29:09.838
3 -	55.174	0.679	78.81	15:30:05.012
4 -	54.595 (2)	0.100	79.65	15:30:59.607
5 -	55.583	1.088	78.23	15:31:55.190
6 -	55.440	0.945	78.43	15:32:50.630
7 -	55.275	0.780	78.67	15:33:45.905
8 -	55.164	0.669	78.83	15:34:41.069
9 -	55.288	0.793	78.65	15:35:36.357
10 -	55.640	1.145	78.15	15:36:31.997
11 -	56.040	1.545	77.59	15:37:28.037
12 -	55.292	0.797	78.64	15:38:23.329
13 -	54.922	0.427	79.17	15:39:18.251
14 -	54.495 (1)		79.79	15:40:12.746
15 -	54.688	0.193	79.51	15:41:07.434
16 -	58.187	3.692	74.73	15:42:05.621

Weather / Track : Bright / Dry

Brands Hatch Indy
Circuit Length = 1.2079 miles
Start: 15:27 Flag 15:57 End: 15:58

Caterham Graduates Championship - 135/150/Mega/Classic

RACE 10 - LAP ANALYSIS

DIFF = Difference To Personal Best Lap

17 -	55.571	1.076	78.25	15:43:01.192
18 -	54.970	0.475	79.10	15:43:56.162
19 -	56.175	1.680	77.41	15:44:52.337
20 -	54.818	0.323	79.32	15:45:47.155
21 -	55.695	1.200	78.07	15:46:42.850
22 -	55.000	0.505	79.06	15:47:37.850
23 -	55.318	0.823	78.61	15:48:33.168
24 -	55.839	1.344	77.87	15:49:29.007
25 -	56.414	1.919	77.08	15:50:25.421
26 -	55.685	1.190	78.09	15:51:21.106
27 -	55.371	0.876	78.53	15:52:16.477
28 -	55.756	1.261	77.99	15:53:12.233
29 -	54.883	0.388	79.23	15:54:07.116
30 -	54.682 (3)	0.187	79.52	15:55:01.798
31 -	54.682 (3)	0.187	79.52	15:55:56.480
32 -	55.217	0.722	78.75	15:56:51.697
33 -	55.311	0.816	78.62	15:57:47.008

P5 57 Kim RAYMENT

LAP	LAP TIME	DIFF	MPH	TIME OF DAY
1 -	1:04.616	9.871	67.29	15:28:15.778
2 -	55.448	0.703	78.42	15:29:11.226
3 -	55.338	0.593	78.58	15:30:06.564
4 -	55.499	0.754	78.35	15:31:02.063
5 -	55.311	0.566	78.62	15:31:57.374
6 -	55.539	0.794	78.29	15:32:52.913
7 -	55.281	0.536	78.66	15:33:48.194
8 -	55.485	0.740	78.37	15:34:43.679
9 -	55.454	0.709	78.41	15:35:39.133
10 -	55.476	0.731	78.38	15:36:34.609
11 -	54.916 (3)	0.171	79.18	15:37:29.525
12 -	55.455	0.710	78.41	15:38:24.980
13 -	55.423	0.678	78.46	15:39:20.403
14 -	55.320	0.575	78.60	15:40:15.723
15 -	55.060	0.315	78.97	15:41:10.783
16 -	54.925	0.180	79.17	15:42:05.708
17 -	54.854 (2)	0.109	79.27	15:43:00.562
18 -	55.243	0.498	78.71	15:43:55.805
19 -	55.745	1.000	78.00	15:44:51.550
20 -	55.286	0.541	78.65	15:45:46.836
21 -	55.743	0.998	78.01	15:46:42.579
22 -	54.745 (1)		79.43	15:47:37.324
23 -	55.890	1.145	77.80	15:48:33.214
24 -	55.591	0.846	78.22	15:49:28.805
25 -	56.338	1.593	77.18	15:50:25.143
26 -	55.757	1.012	77.99	15:51:20.900
27 -	55.367	0.622	78.54	15:52:16.267
28 -	55.928	1.183	77.75	15:53:12.195
29 -	55.501	0.756	78.35	15:54:07.696
30 -	55.100	0.355	78.92	15:55:02.796
31 -	55.155	0.410	78.84	15:55:57.951
32 -	55.501	0.756	78.35	15:56:53.452
33 -	55.539	0.794	78.29	15:57:48.991

P6 141 Jonathan CURRY

LAP	LAP TIME	DIFF	MPH	TIME OF DAY
1 -	1:02.191	7.700	69.92	15:28:13.353
2 -	54.873	0.382	79.24	15:29:08.226
3 -	55.330	0.839	78.59	15:30:03.556
4 -	55.170	0.679	78.82	15:30:58.726
5 -	56.046	1.555	77.58	15:31:54.772
6 -	55.011	0.520	79.04	15:32:49.783
7 -	55.699	1.208	78.07	15:33:45.482

DIFF = Difference To Personal Best Lap

8 -	54.901	0.410	79.20	15:34:40.383
9 -	55.701	1.210	78.07	15:35:36.084
10 -	55.096	0.605	78.92	15:36:31.180
11 -	55.533	1.042	78.30	15:37:26.713
12 -	55.343	0.852	78.57	15:38:22.056
13 -	55.214	0.723	78.75	15:39:17.270
14 -	54.854	0.363	79.27	15:40:12.124
15 -	54.491 (1)		79.80	15:41:06.615
16 -	55.650	1.159	78.14	15:42:02.265
17 -	54.947	0.456	79.14	15:42:57.212
18 -	55.494	1.003	78.36	15:43:52.706
19 -	54.816 (3)	0.325	79.33	15:44:47.522
20 -	54.883	0.392	79.23	15:45:42.405
21 -	54.860	0.369	79.26	15:46:37.265
22 -	55.155	0.664	78.84	15:47:32.420
23 -	54.874	0.383	79.24	15:48:27.294
24 -	54.644 (2)	0.153	79.58	15:49:21.938
25 -	1:07.325	12.834	64.59	15:50:29.263
26 -	56.028	1.537	77.61	15:51:25.291
27 -	57.354	2.863	75.82	15:52:22.645
28 -	55.001	0.510	79.06	15:53:17.646
29 -	57.697	3.206	75.36	15:54:15.343
30 -	56.102	1.611	77.51	15:55:11.445
31 -	55.231	0.740	78.73	15:56:06.676
32 -	55.288	0.797	78.65	15:57:01.964
33 -	55.678	1.187	78.10	15:57:57.642

P7 59 Neil STURGESS

LAP	LAP TIME	DIFF	MPH	TIME OF DAY
1 -	1:08.523	13.419	63.46	15:28:19.685
2 -	56.885	1.781	76.44	15:29:16.570
3 -	56.047	0.943	77.58	15:30:12.617
4 -	55.862	0.758	77.84	15:31:08.479
5 -	56.003	0.899	77.64	15:32:04.482
6 -	55.961	0.857	77.70	15:33:00.443
7 -	55.740	0.636	78.01	15:33:56.183
8 -	55.950	0.846	77.72	15:34:52.133
9 -	55.176 (2)	0.072	78.81	15:35:47.309
10 -	55.104 (1)		78.91	15:36:42.413
11 -	56.505	1.401	76.95	15:37:38.918
12 -	56.077	0.973	77.54	15:38:34.995
13 -	55.908	0.804	77.78	15:39:30.903
14 -	56.471	1.367	77.00	15:40:27.374
15 -	55.617	0.513	78.18	15:41:22.991
16 -	55.561	0.457	78.26	15:42:18.552
17 -	55.539	0.435	78.29	15:43:14.091
18 -	55.409	0.305	78.48	15:44:09.500
19 -	55.291	0.187	78.64	15:45:04.791
20 -	56.147	1.043	77.45	15:46:00.938
21 -	56.461	1.357	77.01	15:46:57.399
22 -	55.617	0.513	78.18	15:47:53.016
23 -	55.392	0.288	78.50	15:48:48.408
24 -	56.188	1.084	77.39	15:49:44.596
25 -	56.763	1.659	76.60	15:50:41.359
26 -	55.656	0.552	78.13	15:51:37.015
27 -	55.605	0.501	78.20	15:52:32.620
28 -	56.098	0.994	77.51	15:53:28.718
29 -	55.375	0.271	78.53	15:54:24.093
30 -	55.939	0.835	77.73	15:55:20.032
31 -	55.323	0.219	78.60	15:56:15.355
32 -	55.225 (3)	0.121	78.74	15:57:10.580
33 -	56.028	0.924	77.61	15:58:06.608

Weather / Track : Bright / Dry

Brands Hatch Indy

Circuit Length = 1.2079 miles

Start: 15:27 Flag 15:57 End: 15:58

Caterham Graduates Championship - 135/150/Mega/Classic

RACE 10 - LAP ANALYSIS

DIFF = Difference To Personal Best Lap

P8 63 Chris SAVAGE				
LAP	LAP TIME	DIFF	MPH	TIME OF DAY
1 -	1:05.501	10.397	66.38	15:28:16.663
2 -	56.338	1.234	77.18	15:29:13.001
3 -	56.067	0.963	77.56	15:30:09.068
4 -	56.050	0.946	77.58	15:31:05.118
5 -	56.203	1.099	77.37	15:32:01.321
6 -	56.254	1.150	77.30	15:32:57.575
7 -	56.174	1.070	77.41	15:33:53.749
8 -	56.070	0.966	77.55	15:34:49.819
9 -	56.102	0.998	77.51	15:35:45.921
10 -	56.009	0.905	77.64	15:36:41.930
11 -	56.429	1.325	77.06	15:37:38.359
12 -	56.258	1.154	77.29	15:38:34.617
13 -	55.955	0.851	77.71	15:39:30.572
14 -	56.673	1.569	76.73	15:40:27.245
15 -	56.113	1.009	77.49	15:41:23.358
16 -	55.581	0.477	78.23	15:42:18.939
17 -	55.640	0.536	78.15	15:43:14.579
18 -	55.494	0.390	78.36	15:44:10.073
19 -	55.630	0.526	78.17	15:45:05.703
20 -	56.367	1.263	77.14	15:46:02.070
21 -	56.480	1.376	76.99	15:46:58.550
22 -	55.293	0.189	78.64	15:47:53.843
23 -	55.362	0.258	78.54	15:48:49.205
24 -	55.255 (3)	0.151	78.70	15:49:44.460
25 -	56.237	1.133	77.32	15:50:40.697
26 -	56.041	0.937	77.59	15:51:36.738
27 -	55.612	0.508	78.19	15:52:32.350
28 -	55.962	0.858	77.70	15:53:28.312
29 -	55.743	0.639	78.01	15:54:24.055
30 -	56.428	1.324	77.06	15:55:20.483
31 -	55.104 (1)		78.91	15:56:15.587
32 -	55.164 (2)	0.060	78.83	15:57:10.751
33 -	56.051	0.947	77.58	15:58:06.802

P9 69 John BENFIELD				
LAP	LAP TIME	DIFF	MPH	TIME OF DAY
1 -	1:15.330	19.013	57.72	15:28:26.492
2 -	58.761	2.444	74.00	15:29:25.253
3 -	58.038	1.721	74.92	15:30:23.291
4 -	57.356	1.039	75.81	15:31:20.647
5 -	57.051	0.734	76.22	15:32:17.698
6 -	57.242	0.925	75.96	15:33:14.940
7 -	56.856	0.539	76.48	15:34:11.796
8 -	56.883	0.566	76.44	15:35:08.679
9 -	57.274	0.957	75.92	15:36:05.953
10 -	56.619	0.302	76.80	15:37:02.572
11 -	56.758	0.441	76.61	15:37:59.330
12 -	57.070	0.753	76.19	15:38:56.400
13 -	56.499	0.182	76.96	15:39:52.899
14 -	56.367 (2)	0.050	77.14	15:40:49.266
15 -	57.164	0.847	76.07	15:41:46.430
16 -	56.464 (3)	0.147	77.01	15:42:42.894
17 -	57.188	0.871	76.04	15:43:40.082
18 -	56.944	0.627	76.36	15:44:37.026
19 -	56.317 (1)		77.21	15:45:33.343
20 -	56.696	0.379	76.70	15:46:30.039
21 -	56.797	0.480	76.56	15:47:26.836
22 -	56.611	0.294	76.81	15:48:23.447
23 -	57.468	1.151	75.67	15:49:20.915
24 -	56.516	0.199	76.94	15:50:17.431
25 -	57.602	1.285	75.49	15:51:15.033

DIFF = Difference To Personal Best Lap

26 -	57.532	1.215	75.58	15:52:12.565
27 -	57.372	1.055	75.79	15:53:09.937
28 -	58.760	2.443	74.00	15:54:08.697
29 -	56.878	0.561	76.45	15:55:05.575
30 -	57.425	1.108	75.72	15:56:03.000
31 -	58.666	2.349	74.12	15:57:01.666
32 -	59.027	2.710	73.67	15:58:00.693

P10 168 Adam HARRISON				
LAP	LAP TIME	DIFF	MPH	TIME OF DAY
1 -	1:06.200	9.622	65.68	15:28:17.362
2 -	57.892	1.314	75.11	15:29:15.254
3 -	58.848	2.270	73.89	15:30:14.102
4 -	57.659	1.081	75.41	15:31:11.761
5 -	58.253	1.675	74.65	15:32:10.014
6 -	58.119	1.541	74.82	15:33:08.133
7 -	57.952	1.374	75.03	15:34:06.085
8 -	58.220	1.642	74.69	15:35:04.305
9 -	58.256	1.678	74.64	15:36:02.561
10 -	58.207	1.629	74.70	15:37:00.768
11 -	58.795	2.217	73.96	15:37:59.563
12 -	57.823	1.245	75.20	15:38:57.386
13 -	57.475	0.897	75.66	15:39:54.861
14 -	57.435	0.857	75.71	15:40:52.296
15 -	57.544	0.966	75.57	15:41:49.840
16 -	1:00.331	3.753	72.07	15:42:50.171
17 -	57.800	1.222	75.23	15:43:47.971
18 -	56.969	0.391	76.33	15:44:44.940
19 -	57.082	0.504	76.18	15:45:42.022
20 -	57.747	1.169	75.30	15:46:39.769
21 -	56.930	0.352	76.38	15:47:36.699
22 -	58.544	1.966	74.27	15:48:35.243
23 -	56.999	0.421	76.29	15:49:32.242
24 -	59.786	3.208	72.73	15:50:32.028
25 -	57.170	0.592	76.06	15:51:29.198
26 -	56.682 (2)	0.104	76.71	15:52:25.880
27 -	56.706 (3)	0.128	76.68	15:53:22.586
28 -	56.578 (1)		76.86	15:54:19.164
29 -	57.534	0.956	75.58	15:55:16.698
30 -	57.094	0.516	76.16	15:56:13.792
31 -	58.285	1.707	74.60	15:57:12.077
32 -	1:06.101	9.523	65.78	15:58:18.178

P11 82 Robin WEBB				
LAP	LAP TIME	DIFF	MPH	TIME OF DAY
1 -	1:07.411	8.995	64.50	15:28:18.573
2 -	58.416 (1)		74.44	15:29:16.989
3 -	58.970	0.554	73.74	15:30:15.959
4 -	58.947	0.531	73.77	15:31:14.906
5 -	59.026	0.610	73.67	15:32:13.932
6 -	58.981	0.565	73.72	15:33:12.913
7 -	58.982	0.566	73.72	15:34:11.895
8 -	58.979	0.563	73.73	15:35:10.874
9 -	58.900	0.484	73.83	15:36:09.774
10 -	59.229	0.813	73.42	15:37:09.003
11 -	59.029	0.613	73.66	15:38:08.032
12 -	59.170	0.754	73.49	15:39:07.202
13 -	59.200	0.784	73.45	15:40:06.402
14 -	59.280	0.864	73.35	15:41:05.682
15 -	1:00.480	2.064	71.90	15:42:06.162
16 -	58.839	0.423	73.90	15:43:05.001
17 -	1:00.051	1.635	72.41	15:44:05.052
18 -	58.764 (3)	0.348	74.00	15:45:03.816

Weather / Track : Bright / Dry

Brands Hatch Indy
Circuit Length = 1.2079 miles
Start: 15:27 Flag 15:57 End: 15:58

Caterham Graduates Championship - 135/150/Mega/Classic

RACE 10 - LAP ANALYSIS

DIFF = Difference To Personal Best Lap

19 -	59.494	1.078	73.09	15:46:03.310
20 -	59.342	0.926	73.28	15:47:02.652
21 -	1:01.073	2.657	71.20	15:48:03.725
22 -	58.955	0.539	73.76	15:49:02.680
23 -	59.377	0.961	73.23	15:50:02.057
24 -	58.766	0.350	73.99	15:51:00.823
25 -	58.737 (2)	0.321	74.03	15:51:59.560
26 -	59.822	1.406	72.69	15:52:59.382
27 -	59.321	0.905	73.30	15:53:58.703
28 -	58.821	0.405	73.92	15:54:57.524
29 -	59.048	0.632	73.64	15:55:56.572
30 -	59.792	1.376	72.72	15:56:56.364
31 -	1:00.968	2.552	71.32	15:57:57.332

P12 87 Trevor HARBER

LAP	LAP TIME	DIFF	MPH	TIME OF DAY
1 -	1:10.095	10.699	62.03	15:28:21.257
2 -	59.396 (1)		73.21	15:29:20.653
3 -	59.601	0.205	72.96	15:30:20.254
4 -	1:00.296	0.900	72.12	15:31:20.550
5 -	59.965	0.569	72.51	15:32:20.515
6 -	1:00.314	0.918	72.09	15:33:20.829
7 -	1:00.238	0.842	72.19	15:34:21.067
8 -	1:00.039	0.643	72.42	15:35:21.106
9 -	59.797	0.401	72.72	15:36:20.903
10 -	1:00.355	0.959	72.05	15:37:21.258
11 -	1:00.079	0.683	72.38	15:38:21.337
12 -	1:01.430	2.034	70.78	15:39:22.767
13 -	59.964	0.568	72.52	15:40:22.731
14 -	1:00.342	0.946	72.06	15:41:23.073
15 -	59.789	0.393	72.73	15:42:22.862
16 -	59.803	0.407	72.71	15:43:22.665
17 -	59.567 (3)	0.171	73.00	15:44:22.232
18 -	59.631	0.235	72.92	15:45:21.863
19 -	1:00.027	0.631	72.44	15:46:21.890
20 -	59.777	0.381	72.74	15:47:21.667
21 -	59.535 (2)	0.139	73.04	15:48:21.202
22 -	1:00.010	0.614	72.46	15:49:21.212
23 -	1:00.656	1.260	71.69	15:50:21.868
24 -	1:01.225	1.829	71.02	15:51:23.093
25 -	59.819	0.423	72.69	15:52:22.912
26 -	59.661	0.265	72.88	15:53:22.573
27 -	1:00.214	0.818	72.21	15:54:22.787
28 -	1:00.472	1.076	71.91	15:55:23.259
29 -	1:01.544	2.148	70.65	15:56:24.803
30 -	1:01.095	1.699	71.17	15:57:25.898

P13 86 Iain KINGHORN

LAP	LAP TIME	DIFF	MPH	TIME OF DAY
1 -	1:09.043	9.539	62.98	15:28:20.205
2 -	1:00.163	0.659	72.28	15:29:20.368
3 -	59.949	0.445	72.53	15:30:20.317
4 -	1:00.269	0.765	72.15	15:31:20.586
5 -	59.834	0.330	72.67	15:32:20.420
6 -	1:01.269	1.765	70.97	15:33:21.689
7 -	1:01.992	2.488	70.14	15:34:23.681
8 -	1:03.678	4.174	68.29	15:35:27.359
9 -	1:01.181	1.677	71.07	15:36:28.540
10 -	1:01.107	1.603	71.16	15:37:29.647
11 -	59.828	0.324	72.68	15:38:29.475
12 -	1:00.572	1.068	71.79	15:39:30.047
13 -	1:00.587	1.083	71.77	15:40:30.634
14 -	1:00.199	0.695	72.23	15:41:30.833

DIFF = Difference To Personal Best Lap

15 -	59.873	0.369	72.63	15:42:30.706
16 -	1:00.179	0.675	72.26	15:43:30.885
17 -	1:00.004	0.500	72.47	15:44:30.889
18 -	59.869	0.365	72.63	15:45:30.758
19 -	59.504 (1)		73.08	15:46:30.262
20 -	59.743 (2)	0.239	72.78	15:47:30.005
21 -	59.839	0.335	72.67	15:48:29.844
22 -	59.906	0.402	72.59	15:49:29.750
23 -	1:00.012	0.508	72.46	15:50:29.762
24 -	59.934	0.430	72.55	15:51:29.696
25 -	1:00.014	0.510	72.45	15:52:29.710
26 -	1:00.767	1.263	71.56	15:53:30.477
27 -	59.911	0.407	72.58	15:54:30.388
28 -	1:00.361	0.857	72.04	15:55:30.749
29 -	59.817 (3)	0.313	72.69	15:56:30.566
30 -	1:00.144	0.640	72.30	15:57:30.710

P14 91 Darren GRAINGER

LAP	LAP TIME	DIFF	MPH	TIME OF DAY
1 -	1:09.787	10.017	62.31	15:28:20.949
2 -	59.770 (1)		72.75	15:29:20.719
3 -	1:01.764	1.994	70.40	15:30:22.483
4 -	1:00.720	0.950	71.61	15:31:23.203
5 -	1:00.572	0.802	71.79	15:32:23.775
6 -	1:00.847	1.077	71.46	15:33:24.622
7 -	1:01.311	1.541	70.92	15:34:25.933
8 -	1:00.893	1.123	71.41	15:35:26.826
9 -	1:01.351	1.581	70.88	15:36:28.177
10 -	1:00.582	0.812	71.78	15:37:28.759
11 -	1:00.146	0.376	72.30	15:38:28.905
12 -	1:01.017	1.247	71.26	15:39:29.922
13 -	1:01.074	1.304	71.20	15:40:30.996
14 -	1:00.155	0.385	72.28	15:41:31.151
15 -	1:00.353	0.583	72.05	15:42:31.504
16 -	59.875 (2)	0.105	72.62	15:43:31.379
17 -	1:00.102 (3)	0.332	72.35	15:44:31.481
18 -	1:00.706	0.936	71.63	15:45:32.187
19 -	1:00.443	0.673	71.94	15:46:32.630
20 -	1:00.790	1.020	71.53	15:47:33.420
21 -	1:00.887	1.117	71.42	15:48:34.307
22 -	1:00.870	1.100	71.44	15:49:35.177
23 -	1:01.606	1.836	70.58	15:50:36.783
24 -	1:01.968	2.198	70.17	15:51:38.751
25 -	1:01.424	1.654	70.79	15:52:40.175
26 -	1:02.125	2.355	69.99	15:53:42.300
27 -	1:01.440	1.670	70.77	15:54:43.740
28 -	1:01.269	1.499	70.97	15:55:45.009
29 -	1:01.284	1.514	70.95	15:56:46.293
30 -	1:01.455	1.685	70.76	15:57:47.748

P15 90 Andrew COOPER

LAP	LAP TIME	DIFF	MPH	TIME OF DAY
1 -	1:12.021	10.712	60.37	15:28:23.183
2 -	1:02.103	0.794	70.02	15:29:25.286
3 -	1:02.782	1.473	69.26	15:30:28.068
4 -	1:01.337 (2)	0.028	70.89	15:31:29.405
5 -	1:01.309 (1)		70.92	15:32:30.714
6 -	1:01.618	0.309	70.57	15:33:32.332
7 -	1:01.582	0.273	70.61	15:34:33.914
8 -	1:02.314	1.005	69.78	15:35:36.228
9 -	1:02.693	1.384	69.36	15:36:38.921
10 -	1:02.893	1.584	69.14	15:37:41.814
11 -	1:01.553	0.244	70.64	15:38:43.367

Weather / Track : Bright / Dry

Brands Hatch Indy

Circuit Length = 1.2079 miles

Start: 15:27 Flag 15:57 End: 15:58

Caterham Graduates Championship - 135/150/Mega/Classic

RACE 10 - LAP ANALYSIS

DIFF = Difference To Personal Best Lap

12 -	1:02.399	1.090	69.69	15:39:45.766
13 -	1:02.935	1.626	69.09	15:40:48.701
14 -	1:01.642	0.333	70.54	15:41:50.343
15 -	1:01.490	0.181	70.72	15:42:51.833
16 -	1:01.695	0.386	70.48	15:43:53.528
17 -	1:02.937	1.628	69.09	15:44:56.465
18 -	1:02.018	0.709	70.11	15:45:58.483
19 -	1:02.981	1.672	69.04	15:47:01.464
20 -	1:03.766	2.457	68.19	15:48:05.230
21 -	1:01.630	0.321	70.55	15:49:06.860
22 -	1:01.378 (3)	0.069	70.84	15:50:08.238
23 -	1:01.685	0.376	70.49	15:51:09.923
24 -	1:02.513	1.204	69.56	15:52:12.436
25 -	1:02.521	1.212	69.55	15:53:14.957
26 -	1:03.240	1.931	68.76	15:54:18.197
27 -	1:02.209	0.900	69.90	15:55:20.406
28 -	1:01.540	0.231	70.66	15:56:21.946
29 -	1:01.895	0.586	70.25	15:57:23.841

DIFF = Difference To Personal Best Lap

11 -	1:06.371	2.545	65.51	15:39:32.440
12 -	1:04.805	0.979	67.10	15:40:37.245
13 -	1:05.289	1.463	66.60	15:41:42.534
14 -	1:05.479	1.653	66.41	15:42:48.013
15 -	1:07.831	4.005	64.10	15:43:55.844
16 -	1:04.779	0.953	67.12	15:45:00.623
17 -	1:07.283	3.457	64.63	15:46:07.906
18 -	1:05.402	1.576	66.49	15:47:13.308
19 -	1:06.725	2.899	65.17	15:48:20.033
20 -	1:07.187	3.361	64.72	15:49:27.220
21 -	1:07.655	3.829	64.27	15:50:34.875
22 -	1:06.505	2.679	65.38	15:51:41.380
23 -	1:05.492	1.666	66.39	15:52:46.872
24 -	1:04.866	1.040	67.03	15:53:51.738
25 -	1:05.078	1.252	66.82	15:54:56.816
26 -	1:06.666	2.840	65.22	15:56:03.482
27 -	1:06.562	2.736	65.33	15:57:10.044
28 -	1:07.445	3.619	64.47	15:58:17.489

P16 98 Robert APPLETON				
LAP	LAP TIME	DIFF	MPH	TIME OF DAY
1 -	1:13.730	12.551	58.97	15:28:24.892
2 -	1:02.496	1.317	69.58	15:29:27.388
3 -	1:02.378	1.199	69.71	15:30:29.766
4 -	1:01.937	0.758	70.21	15:31:31.703
5 -	1:01.712	0.533	70.46	15:32:33.415
6 -	1:01.626	0.447	70.56	15:33:35.041
7 -	1:02.477	1.298	69.60	15:34:37.518
8 -	1:02.999	1.820	69.02	15:35:40.517
9 -	1:01.523	0.344	70.68	15:36:42.040
10 -	1:02.018	0.839	70.11	15:37:44.058
11 -	1:01.179 (1)		71.08	15:38:45.237
12 -	1:01.351 (2)	0.172	70.88	15:39:46.588
13 -	1:02.895	1.716	69.14	15:40:49.483
14 -	1:02.000	0.821	70.13	15:41:51.483
15 -	1:01.406 (3)	0.227	70.81	15:42:52.889
16 -	1:02.317	1.138	69.78	15:43:55.206
17 -	1:02.892	1.713	69.14	15:44:58.098
18 -	1:01.506	0.327	70.70	15:45:59.604
19 -	1:02.817	1.638	69.22	15:47:02.421
20 -	1:03.231	2.052	68.77	15:48:05.652
21 -	1:02.201	1.022	69.91	15:49:07.853
22 -	1:01.436	0.257	70.78	15:50:09.289
23 -	1:02.592	1.413	69.47	15:51:11.881
24 -	1:01.619	0.440	70.57	15:52:13.500
25 -	1:04.433	3.254	67.49	15:53:17.933
26 -	1:02.050	0.871	70.08	15:54:19.983
27 -	1:01.409	0.230	70.81	15:55:21.392
28 -	1:01.664	0.485	70.52	15:56:23.056
29 -	1:02.147	0.968	69.97	15:57:25.203

P18 85 Mark CARTER				
LAP	LAP TIME	DIFF	MPH	TIME OF DAY
1 -	1:07.683	9.017	64.24	15:28:18.845
2 -	59.129	0.463	73.54	15:29:17.974
3 -	58.871	0.205	73.86	15:30:16.845
4 -	58.837	0.171	73.90	15:31:15.682
5 -	58.730	0.064	74.04	15:32:14.412
6 -	58.763	0.097	74.00	15:33:13.175
7 -	58.788	0.122	73.97	15:34:11.963
8 -	59.302	0.636	73.32	15:35:11.265
9 -	58.685 (3)	0.019	74.10	15:36:09.950
10 -	59.398	0.732	73.21	15:37:09.348
11 -	58.787	0.121	73.97	15:38:08.135
12 -	59.200	0.534	73.45	15:39:07.335
13 -	59.185	0.519	73.47	15:40:06.520
14 -	59.147	0.481	73.52	15:41:05.667
15 -	1:00.646	1.980	71.70	15:42:06.313
16 -	58.765	0.099	73.99	15:43:05.078
17 -	59.479	0.813	73.11	15:44:04.557
18 -	58.802	0.136	73.95	15:45:03.359
19 -	59.287	0.621	73.34	15:46:02.646
20 -	59.609	0.943	72.95	15:47:02.255
21 -	1:01.031	2.365	71.25	15:48:03.286
22 -	58.746	0.080	74.02	15:49:02.032
23 -	59.470	0.804	73.12	15:50:01.502
24 -	58.676 (2)	0.010	74.11	15:51:00.178
25 -	59.027	0.361	73.67	15:51:59.205
26 -	1:00.248	1.582	72.17	15:52:59.453
27 -	59.653	0.987	72.89	15:53:59.106
28 -	58.754	0.088	74.01	15:54:57.860
29 -	58.666 (1)		74.12	15:55:56.526
30 -	59.886	1.220	72.61	15:56:56.412

P17 88 Peter TATTERSALL				
LAP	LAP TIME	DIFF	MPH	TIME OF DAY
1 -	1:24.238	20.412	51.62	15:28:35.400
2 -	1:05.930	2.104	65.95	15:29:41.330
3 -	1:05.935	2.109	65.95	15:30:47.265
4 -	1:05.710	1.884	66.17	15:31:52.975
5 -	1:07.798	3.972	64.14	15:33:00.773
6 -	1:05.347	1.521	66.54	15:34:06.120
7 -	1:04.731 (3)	0.905	67.17	15:35:10.851
8 -	1:03.826 (1)		68.13	15:36:14.677
9 -	1:04.456 (2)	0.630	67.46	15:37:19.133
10 -	1:06.936	3.110	64.96	15:38:26.069

P19 89 Michael SEGAL				
LAP	LAP TIME	DIFF	MPH	TIME OF DAY
1 -	1:11.586	10.866	60.74	15:28:22.748
2 -	1:02.700	1.980	69.35	15:29:25.448
3 -	1:02.784	2.064	69.26	15:30:28.232
4 -	1:01.493	0.773	70.71	15:31:29.725
5 -	1:01.823	1.103	70.33	15:32:31.548
6 -	1:01.278 (3)	0.558	70.96	15:33:32.826
7 -	1:01.303	0.583	70.93	15:34:34.129
8 -	1:02.868	2.148	69.17	15:35:36.997
9 -	1:02.149	1.429	69.97	15:36:39.146

Weather / Track : Bright / Dry

Brands Hatch Indy

Circuit Length = 1.2079 miles

Start: 15:27 Flag 15:57 End: 15:58

Caterham Graduates Championship - 135/150/Mega/Classic

RACE 10 - LAP ANALYSIS

DIFF = Difference To Personal Best Lap

10 -	1:03.002	2.282	69.02	15:37:42.148
11 -	1:01.449	0.729	70.76	15:38:43.597
12 -	1:01.958	1.238	70.18	15:39:45.555
13 -	1:01.565	0.845	70.63	15:40:47.120
14 -	1:01.051 (2)	0.331	71.22	15:41:48.171
15 -	1:02.295	1.575	69.80	15:42:50.466
16 -	1:01.817	1.097	70.34	15:43:52.283
17 -	1:04.306	3.586	67.62	15:44:56.589
18 -	1:02.021	1.301	70.11	15:45:58.610
19 -	1:03.060	2.340	68.95	15:47:01.670
20 -	1:02.747	2.027	69.30	15:48:04.417
21 -	1:00.720 (1)		71.61	15:49:05.137
22 -	1:02.178	1.458	69.93	15:50:07.315
23 -	1:02.380	1.660	69.71	15:51:09.695
24 -	1:02.976	2.256	69.05	15:52:12.671
25 -	2:30.757 P	1:30.037	28.84	15:54:43.428
26 -	1:07.155	6.435	64.75	15:55:50.583
27 -	1:04.769	4.049	67.14	15:56:55.352

P20 68 Marc NOARO				
LAP	LAP TIME	DIFF	MPH	TIME OF DAY
1 -	1:05.403	10.520	66.48	15:28:16.565
2 -	55.941	1.058	77.73	15:29:12.506
3 -	55.376	0.493	78.52	15:30:07.882
4 -	55.213	0.330	78.76	15:31:03.095
5 -	54.993	0.110	79.07	15:31:58.088
6 -	55.711	0.828	78.05	15:32:53.799
7 -	55.451	0.568	78.42	15:33:49.250
8 -	55.287	0.404	78.65	15:34:44.537
9 -	54.938 (3)	0.055	79.15	15:35:39.475
10 -	55.523	0.640	78.32	15:36:34.998
11 -	55.224	0.341	78.74	15:37:30.222
12 -	55.251	0.368	78.70	15:38:25.473
13 -	55.268	0.385	78.68	15:39:20.741
14 -	55.315	0.432	78.61	15:40:16.056
15 -	55.065	0.182	78.97	15:41:11.121
16 -	55.180	0.297	78.80	15:42:06.301
17 -	55.295	0.412	78.64	15:43:01.596
18 -	54.899 (2)	0.016	79.21	15:43:56.495
19 -	56.619	1.736	76.80	15:44:53.114
20 -	54.883 (1)		79.23	15:45:47.997
21 -	55.095	0.212	78.92	15:46:43.092
22 -	55.346	0.463	78.57	15:47:38.438
23 -	55.082	0.199	78.94	15:48:33.520
24 -	55.916	1.033	77.77	15:49:29.436

Caterham Graduates Championship - 135/150/Mega/Classic

RACE 10 - POSITION CHART

No	Name	Lap																																	
		Pos	1	2	3	4	5	6	7	8	9	10	11	12	13	14	15	16	17	18	19	20	21	22	23	24	25	26	27	28	29	30	31	32	
128	WHITE	1	128	128	128	128	128	128	128	128	128	128	128	128	128	128	128	128	128	128	128	128	128	128	128	128	128	128	128	128	128	128	128	128	128
146	DEAR	2	146	146	146	146	146	146	146	146	146	146	146	146	146	146	146	146	146	146	146	146	146	146	146	146	146	146	146	146	146	146	146	146	146
54	BARRETT	3	141	141	141	141	141	141	141	141	141	141	141	141	141	141	141	141	141	141	141	141	141	141	141	141	141	54	54	54	54	54	54	54	54
141	CURRY	4	54	54	54	54	54	54	54	54	54	54	54	54	54	54	54	54	54	54	54	54	54	54	54	54	54	57	57	57	57	55	55	55	55
55	SKINNER	5	55	55	55	55	55	55	55	55	55	55	55	55	55	55	55	55	57	57	57	57	57	57	57	57	57	55	57	55	55	55	55	57	57
69	BENFIELD	6	57	57	57	57	57	57	57	57	57	57	57	57	57	57	57	57	55	55	55	55	55	55	55	57	55	141	141	141	141	141	141	141	141
59	STURGESS	7	68	68	68	68	68	68	68	68	68	68	68	68	68	68	68	68	68	68	68	68	68	68	68	68	68	63	63	63	63	63	59	59	59
68	NOARO	8	63	63	63	63	63	63	63	63	63	63	63	63	63	63	63	59	59	59	59	59	59	59	59	59	59	63	59	59	59	59	59	63	63
57	RAYMENT	9	168	168	59	59	59	59	59	59	59	59	59	59	59	59	59	63	63	63	63	63	63	63	63	63	59	69	69	69	69	69	69	69	
63	SAVAGE	10	82	59	168	168	168	168	168	168	168	69	69	69	69	69	69	69	69	69	69	69	69	69	69	69	69	168	168	168	168	168	168	168	168
168	HARRISON	11	85	82	82	82	82	82	69	69	69	69	168	168	168	168	168	168	168	168	168	168	168	168	168	168	85	82	82	82	85	82	82		
82	WEBB	12	59	85	85	85	85	85	82	82	82	82	82	82	82	85	82	82	85	85	85	85	85	85	85	85	82	85	85	85	85	82	85	85	
85	CARTER	13	86	86	87	87	69	69	85	85	85	85	85	85	85	82	85	85	82	82	82	82	82	82	82	82	87	87	87	87	87	87	87	87	
87	HARBER	14	91	87	86	86	86	87	87	87	87	87	87	87	87	87	87	87	87	87	87	87	87	87	87	87	87	86	86	86	86	86	86	86	
88	TATTERSALL	15	87	91	91	69	87	86	86	91	91	91	91	91	86	86	86	86	86	86	86	86	86	86	86	86	86	91	91	91	91	91	91	91	
86	KINGHORN	16	89	69	69	91	91	91	91	86	86	86	86	86	91	91	91	91	91	91	91	91	91	91	91	91	91	90	90	90	90	90	90	90	
91	GRAINGER	17	90	90	90	90	90	90	90	90	90	90	90	90	89	89	89	89	89	89	90	90	90	89	89	89	89	90	98	98	98	98	98	98	
89	SEGAL	18	98	89	89	89	89	89	89	89	89	89	89	90	90	90	90	90	90	89	89	89	90	90	90	90	90	89	89	89	88	89	89	88	
98	APPLETON	19	69	98	98	98	98	98	98	98	98	98	98	98	98	98	98	98	98	98	98	98	98	98	98	98	98	98	98	98	98	98	98		
90	COOPER	20	88	88	88	88	88	88	88	88	88	88	88	88	88	88	88	88	88	88	88	88	88	88	88	88	88	88	88	88	88	88	88	88	

Weather / Track : Bright / Dry

Brands Hatch Indy
 Circuit Length = 1.2079 miles
 Start: 15:27 Flag 15:57 End: 15:58

Caterham Graduates Championship - 135/150/Mega/Classic

RACE 10 - POSITION CHART

No	Name	Lap	33
		Pos	
128	WHITE	1	128
146	DEAR	2	146
54	BARRETT	3	54
141	CURRY	4	55
55	SKINNER	5	57
69	BENFIELD	6	141
59	STURGESS	7	59
68	NOARO	8	63
57	RAYMENT	9	
63	SAVAGE	10	
168	HARRISON	11	
82	WEBB	12	
85	CARTER	13	
87	HARBER	14	
88	TATTERSALL	15	
86	KINGHORN	16	
91	GRAINGER	17	
89	SEGAL	18	
98	APPLETON	19	
90	COOPER	20	

Weather / Track : Bright / Dry

Results can be found at www.tsl-timing.com

Page 2 of 2

Brands Hatch Indy
 Circuit Length = 1.2079 miles
 Start: 15:27 Flag 15:57 End: 15:58

Printed - 16:00 Sunday, 23 June 2019

Caterham Graduates Championship - 135/150/Mega/Classic

RACE 10 - STATISTICS

Competitors Started 20
Planned Start 2019-06-23 @ 15:40:00.000
Actual Start 2019-06-23 @ 15:27:11.161
Finish Time 2019-06-23 @ 15:57:12.319
Track Length 1.2079mi.
Total Laps 616
Total Distance Covered 744.0944mi.

Session Fastest Lap History

NO	CL	NAME	LAP TIME	TIME OF DAY	LAP	VEHICLE
128	Sigma 150	Barry WHITE	1:01.515	15:28:12.691	1	Caterham 7 Sigma 150 1600
128	Sigma 150	Barry WHITE	54.828	15:29:07.518	2	Caterham 7 Sigma 150 1600
146	Sigma 150	Chris DEAR	54.740	15:29:07.615	2	Caterham 7 Sigma 150 1600
128	Sigma 150	Barry WHITE	54.626	15:30:02.144	3	Caterham 7 Sigma 150 1600
128	Sigma 150	Barry WHITE	54.424	15:30:56.567	4	Caterham 7 Sigma 150 1600
128	Sigma 150	Barry WHITE	54.259	15:34:34.713	8	Caterham 7 Sigma 150 1600
128	Sigma 150	Barry WHITE	54.018	15:36:23.071	10	Caterham 7 Sigma 150 1600
146	Sigma 150	Chris DEAR	53.994	15:41:52.098	16	Caterham 7 Sigma 150 1600
146	Sigma 150	Chris DEAR	53.850	15:43:41.146	18	Caterham 7 Sigma 150 1600
146	Sigma 150	Chris DEAR	53.652	15:54:30.786	30	Caterham 7 Sigma 150 1600
146	Sigma 150	Chris DEAR	53.563	15:57:13.648	33	Caterham 7 Sigma 150 1600

Session Leader History

NO	CL	NAME	FROM LAP	LAPS LED	DISTANCE	VEHICLE
128	Sigma 150	Barry WHITE	1	33	39.86 miles	Caterham 7 Sigma 150 1600

Flag History

TYPE	TIME OF DAY
GREEN	15:27:11.161
FINISH	15:57:12.319

Flag Statistics

TYPE	COUNT	TOTAL LAPS	TOTAL TIME
Green	1	33	31:31.544
Red	0	0	0.000
Safety Car	0	0	0.000
FCY	0	0	0.000

Weather / Track : Bright / Dry

These results are provisional until the conclusion of any judicial and technical matters.

Brands Hatch Indy

Circuit Length = 1.2079 miles

Start: 15:27 Flag 15:57 End: 15:58

Clerk Of Course :	Timekeeper :
-------------------	--------------

Caterham Graduates Championship - 135/150/Mega/Classic

RACE 10 - STATISTICS

CLASS : Mega

7 Starters

Fastest Lap History

NO	NAME	LAP TIME	TIME OF DAY	LAP	VEHICLE
54	Kevin BARRETT	1:02.643	15:28:13.818	1	Caterham 7 Mega 1600
54	Kevin BARRETT	55.018	15:29:08.836	2	Caterham 7 Mega 1600
54	Kevin BARRETT	55.013	15:30:03.850	3	Caterham 7 Mega 1600
55	Andy SKINNER	54.595	15:30:59.621	4	Caterham 7 Mega 1600
55	Andy SKINNER	54.495	15:40:12.759	14	Caterham 7 Mega 1600

Leader History

NO	NAME	FROM LAP	LAPS LED	DISTANCE	VEHICLE
54	Kevin BARRETT	1	33	39.86 miles	Caterham 7 Mega 1600

Weather / Track : Bright / Dry

These results are provisional until the conclusion of any judicial and technical matters.

Brands Hatch Indy

Circuit Length = 1.2079 miles

Start: 15:27 Flag 15:57 End: 15:58

Clerk Of Course :

Timekeeper :

Caterham Graduates Championship - 135/150/Mega/Classic

RACE 10 - STATISTICS

CLASS : Classic

9 Starters

Fastest Lap History

NO	NAME	LAP TIME	TIME OF DAY	LAP	VEHICLE
82	Robin WEBB	1:07.411	15:28:18.587	1	Caterham 7 Classic 1600
82	Robin WEBB	58.416	15:29:17.003	2	Caterham 7 Classic 1600

Leader History

NO	NAME	FROM LAP	LAPS LED	DISTANCE	VEHICLE
82	Robin WEBB	1	13	15.70 miles	Caterham 7 Classic 1600
85	Mark CARTER	14	1	1.20 miles	Caterham 7 Classic 1600
82	Robin WEBB	15	2	2.41 miles	Caterham 7 Classic 1600
85	Mark CARTER	17	9	10.87 miles	Caterham 7 Classic 1600
82	Robin WEBB	26	3	3.62 miles	Caterham 7 Classic 1600
85	Mark CARTER	29	1	1.20 miles	Caterham 7 Classic 1600
82	Robin WEBB	30	2	2.41 miles	Caterham 7 Classic 1600

Weather / Track : Bright / Dry

These results are provisional until the conclusion of any judicial and technical matters.

Brands Hatch Indy

Circuit Length = 1.2079 miles

Start: 15:27 Flag 15:57 End: 15:58

Clerk Of Course :		Timekeeper :
-------------------	--	--------------

Caterham Graduates Championship - 135/150/Mega/Classic

RACE 10 - STATISTICS

CLASS : Sigma 150

3 Starters

Fastest Lap History

NO	NAME	LAP TIME	TIME OF DAY	LAP	VEHICLE
128	Barry WHITE	1:01.515	15:28:12.691	1	Caterham 7 Sigma 150 1600
128	Barry WHITE	54.828	15:29:07.518	2	Caterham 7 Sigma 150 1600
146	Chris DEAR	54.740	15:29:07.615	2	Caterham 7 Sigma 150 1600
128	Barry WHITE	54.626	15:30:02.144	3	Caterham 7 Sigma 150 1600
128	Barry WHITE	54.424	15:30:56.567	4	Caterham 7 Sigma 150 1600
128	Barry WHITE	54.259	15:34:34.713	8	Caterham 7 Sigma 150 1600
128	Barry WHITE	54.018	15:36:23.071	10	Caterham 7 Sigma 150 1600
146	Chris DEAR	53.994	15:41:52.098	16	Caterham 7 Sigma 150 1600
146	Chris DEAR	53.850	15:43:41.146	18	Caterham 7 Sigma 150 1600
146	Chris DEAR	53.652	15:54:30.786	30	Caterham 7 Sigma 150 1600
146	Chris DEAR	53.563	15:57:13.648	33	Caterham 7 Sigma 150 1600

Leader History

NO	NAME	FROM LAP	LAPS LED	DISTANCE	VEHICLE
128	Barry WHITE	1	33	39.86 miles	Caterham 7 Sigma 150 1600

Weather / Track : Bright / Dry

These results are provisional until the conclusion of any judicial and technical matters.

Brands Hatch Indy

Circuit Length = 1.2079 miles

Start: 15:27 Flag 15:57 End: 15:58

Clerk Of Course :

Timekeeper :

Caterham Graduates Championship - 135/150/Mega/Classic

RACE 10 - STATISTICS

CLASS : Sigma 135

1 Starters

Fastest Lap History

NO	NAME	LAP TIME	TIME OF DAY	LAP	VEHICLE
168	Adam HARRISON	1:06.200	15:28:17.375	1	Caterham 7 Sigma 135 1600
168	Adam HARRISON	57.892	15:29:15.267	2	Caterham 7 Sigma 135 1600
168	Adam HARRISON	57.659	15:31:11.775	4	Caterham 7 Sigma 135 1600
168	Adam HARRISON	57.475	15:39:54.874	13	Caterham 7 Sigma 135 1600
168	Adam HARRISON	57.435	15:40:52.309	14	Caterham 7 Sigma 135 1600
168	Adam HARRISON	56.969	15:44:44.954	18	Caterham 7 Sigma 135 1600
168	Adam HARRISON	56.930	15:47:36.712	21	Caterham 7 Sigma 135 1600
168	Adam HARRISON	56.682	15:52:25.893	26	Caterham 7 Sigma 135 1600
168	Adam HARRISON	56.578	15:54:19.178	28	Caterham 7 Sigma 135 1600

Leader History

NO	NAME	FROM LAP	LAPS LED	DISTANCE	VEHICLE
168	Adam HARRISON	1	32	38.65 miles	Caterham 7 Sigma 135 1600

Weather / Track : Bright / Dry

These results are provisional until the conclusion of any judicial and technical matters.

Brands Hatch Indy

Circuit Length = 1.2079 miles

Start: 15:27 Flag 15:57 End: 15:58

Clerk Of Course :

Timekeeper :



CATERHAM GRADUATES - SIGMAX

Brands Hatch Indy Circuit

22nd / 23rd June 2019



Results Provided by Timing Solutions Ltd
www.tsl-timing.com

Caterham Graduates Championship - SigMax

PRACTICE - CLASSIFICATION

POS	NO	NAME	ENTRY	TIME	ON	LAPS	GAP	DIFF	MPH
1	7	Steven MCMASTER	Caterham 7 SigMax 1600	52.900	10	23			82.20
2	28	Harry SENIOR	Caterham 7 SigMax 1600	52.966	15	21	0.066	0.066	82.10
3	25	Stephen CLARK	Caterham 7 SigMax 1600	53.321	12	12	0.421	0.355	81.55
4	6	Glenn BURTENSHAW	Caterham 7 SigMax 1600	53.352	22	22	0.452	0.031	81.50
5	5	Samuel WILSON	Caterham 7 SigMax 1600	53.358	4	5	0.458	0.006	81.49
6	44	Charles ELLIOTT	Caterham 7 SigMax 1600	53.424	11	21	0.524	0.066	81.39
7	9	Gareth CORDEY	Caterham 7 SigMax 1600	53.876	14	16	0.976	0.452	80.71
8	16	Simon GRIFFITHS	Caterham 7 SigMax 1600	53.970	17	22	1.070	0.094	80.57
9	11	Peter MARSH	Caterham 7 SigMax 1600	54.072	18	21	1.172	0.102	80.42
10	14	Peter MARSHALL	Caterham 7 SigMax 1600	54.127	19	21	1.227	0.055	80.34
11	26	Stephen ARNELL	Caterham 7 SigMax 1600	54.147	13	20	1.247	0.020	80.31
12	18	Mark JONES	Caterham 7 SigMax 1600	54.306	17	19	1.406	0.159	80.07
13	12	Michael DOWNING	Caterham 7 SigMax 1600	54.632	20	22	1.732	0.326	79.59
14	38	Daren FORD	Caterham 7 SigMax 1600	55.328	12	18	2.428	0.696	78.59
15	27	Philip CLARKE	Caterham 7 SigMax 1600	1:00.367	15	19	7.467	5.039	72.03

Weather / Track : Bright / Dry

These results are provisional until the conclusion of any judicial and technical matters.

Brands Hatch Indy

Circuit Length = 1.2079 miles

Start: 09:24 Flag 09:44 End: 09:45

Clerk Of Course :

Timekeeper :

Caterham Graduates Championship - SigMax

PRACTICE - LAP ANALYSIS

DIFF = Difference To Personal Best Lap

P1 7 Steven MCMASTER				
LAP	LAP TIME	DIFF	MPH	TIME OF DAY
1 -	1:00.846	7.946	71.46	09:25:28.062
2 -	55.818	2.918	77.90	09:26:23.880
3 -	54.097	1.197	80.38	09:27:17.977
4 -	53.769	0.869	80.87	09:28:11.746
5 -	53.434	0.534	81.38	09:29:05.180
6 -	53.598	0.698	81.13	09:29:58.778
7 -	53.156	0.256	81.80	09:30:51.934
8 -	55.631	2.731	78.16	09:31:47.565
9 -	53.338	0.438	81.52	09:32:40.903
10 -	52.900 (1)		82.20	09:33:33.803
11 -	53.310	0.410	81.57	09:34:27.113
12 -	53.241	0.341	81.67	09:35:20.354
13 -	53.623	0.723	81.09	09:36:13.977
14 -	53.481	0.581	81.31	09:37:07.458
15 -	53.384	0.484	81.45	09:38:00.842
16 -	53.400	0.500	81.43	09:38:54.242
17 -	55.414	2.514	78.47	09:39:49.656
18 -	53.161	0.261	81.80	09:40:42.817
19 -	53.126	0.226	81.85	09:41:35.943
20 -	53.077 (2)	0.177	81.93	09:42:29.020
21 -	53.655	0.755	81.04	09:43:22.675
22 -	53.081 (3)	0.181	81.92	09:44:15.756
23 -	55.751	2.851	78.00	09:45:11.507

P2 28 Harry SENIOR				
LAP	LAP TIME	DIFF	MPH	TIME OF DAY
1 -	1:00.148	7.182	72.29	09:25:28.084
2 -	55.528	2.562	78.31	09:26:23.612
3 -	54.088	1.122	80.39	09:27:17.700
4 -	53.798	0.832	80.83	09:28:11.498
5 -	53.460	0.494	81.34	09:29:04.958
6 -	53.472	0.506	81.32	09:29:58.430
7 -	53.387 (3)	0.421	81.45	09:30:51.817
8 -	1:44.279 P	51.313	41.70	09:32:36.096
9 -	57.089	4.123	76.17	09:33:33.185
10 -	53.909	0.943	80.66	09:34:27.094
11 -	53.705	0.739	80.97	09:35:20.799
12 -	53.080 (2)	0.114	81.92	09:36:13.879
13 -	53.410	0.444	81.41	09:37:07.289
14 -	54.299	1.333	80.08	09:38:01.588
15 -	52.966 (1)		82.10	09:38:54.554
16 -	53.614	0.648	81.10	09:39:48.168
17 -	1:48.632 P	55.666	40.03	09:41:36.800
18 -	56.512	3.546	76.95	09:42:33.312
19 -	53.827	0.861	80.78	09:43:27.139
20 -	53.393	0.427	81.44	09:44:20.532
21 -	53.460	0.494	81.34	09:45:13.992

P3 25 Stephen CLARK				
LAP	LAP TIME	DIFF	MPH	TIME OF DAY
1 -	1:05.611	12.290	66.27	09:25:40.718
2 -	56.988	3.667	76.30	09:26:37.706
3 -	54.365	1.044	79.98	09:27:32.071
4 -	54.243	0.922	80.16	09:28:26.314
5 -	53.627	0.306	81.08	09:29:19.941
6 -	54.401	1.080	79.93	09:30:14.342
7 -	53.339 (2)	0.018	81.52	09:31:07.681
8 -	54.350	1.029	80.01	09:32:02.031
9 -	53.449	0.128	81.35	09:32:55.480
10 -	53.424 (3)	0.103	81.39	09:33:48.904

DIFF = Difference To Personal Best Lap

11 -	53.842	0.521	80.76	09:34:42.746
12 -	53.321 (1)		81.55	09:35:36.067

P4 6 Glenn BURTENSHAW				
LAP	LAP TIME	DIFF	MPH	TIME OF DAY
1 -	1:01.454	8.102	70.76	09:25:35.516
2 -	55.173	1.821	78.81	09:26:30.689
3 -	54.354	1.002	80.00	09:27:25.043
4 -	54.265	0.913	80.13	09:28:19.308
5 -	54.314	0.962	80.06	09:29:13.622
6 -	53.518 (3)	0.166	81.25	09:30:07.140
7 -	53.936	0.584	80.62	09:31:01.076
8 -	54.547	1.195	79.72	09:31:55.623
9 -	54.341	0.989	80.02	09:32:49.964
10 -	54.546	1.194	79.72	09:33:44.510
11 -	54.638	1.286	79.58	09:34:39.148
12 -	54.345	0.993	80.01	09:35:33.493
13 -	53.919	0.567	80.65	09:36:27.412
14 -	54.291	0.939	80.09	09:37:21.703
15 -	1:01.686	8.334	70.49	09:38:23.389
16 -	1:06.217	12.865	65.67	09:39:29.606
17 -	53.502 (2)	0.150	81.27	09:40:23.108
18 -	54.188	0.836	80.25	09:41:17.296
19 -	1:12.299	18.947	60.14	09:42:29.595
20 -	55.764	2.412	77.98	09:43:25.359
21 -	53.796	0.444	80.83	09:44:19.155
22 -	53.352 (1)		81.50	09:45:12.507

P5 5 Samuel WILSON				
LAP	LAP TIME	DIFF	MPH	TIME OF DAY
1 -	1:03.001	9.643	69.02	09:25:41.702
2 -	57.040	3.682	76.23	09:26:38.742
3 -	53.775 (3)	0.417	80.86	09:27:32.517
4 -	53.358 (1)		81.49	09:28:25.875
5 -	53.541 (2)	0.183	81.22	09:29:19.416

P6 44 Charles ELLIOTT				
LAP	LAP TIME	DIFF	MPH	TIME OF DAY
1 -	1:04.727	11.303	67.18	09:25:36.736
2 -	54.733	1.309	79.45	09:26:31.469
3 -	54.114	0.690	80.36	09:27:25.583
4 -	53.830	0.406	80.78	09:28:19.413
5 -	54.599	1.175	79.64	09:29:14.012
6 -	54.079	0.655	80.41	09:30:08.091
7 -	53.482 (2)	0.058	81.30	09:31:01.573
8 -	55.389	1.965	78.51	09:31:56.962
9 -	55.258	1.834	78.69	09:32:52.220
10 -	53.995	0.571	80.53	09:33:46.215
11 -	53.424 (1)		81.39	09:34:39.639
12 -	57.217	3.793	76.00	09:35:36.856
13 -	53.668	0.244	81.02	09:36:30.524
14 -	53.610	0.186	81.11	09:37:24.134
15 -	56.204	2.780	77.37	09:38:20.338
16 -	55.397	1.973	78.49	09:39:15.735
17 -	53.956	0.532	80.59	09:40:09.691
18 -	53.702	0.278	80.97	09:41:03.393
19 -	2:16.041 P	1:22.617	31.96	09:43:19.434
20 -	59.416	5.992	73.18	09:44:18.850
21 -	53.494 (3)	0.070	81.29	09:45:12.344

Weather / Track : Bright / Dry

Brands Hatch Indy
Circuit Length = 1.2079 miles
Start: 09:24 Flag 09:44 End: 09:45

Caterham Graduates Championship - SigMax

PRACTICE - LAP ANALYSIS

DIFF = Difference To Personal Best Lap

P7		9 Gareth CORDEY		
LAP	LAP TIME	DIFF	MPH	TIME OF DAY
1 -	1:02.211	8.335	69.90	09:25:31.091

Caterham Graduates Championship - SigMax

PRACTICE - STATISTICS

Competitors Started 15
Planned Start 2019-06-22 @ 09:30:00.000
Actual Start 2019-06-22 @ 09:24:17.917
Finish Time 2019-06-22 @ 09:44:21.652
Track Length 1.2079mi.
Total Laps 282
Total Distance Covered 340.6406mi.

Session Fastest Lap History

NO	NAME	LAP TIME	TIME OF DAY	LAP	VEHICLE
28	Harry SENIOR	55.528	09:26:23.626	2	Caterham 7 SigMax 1600
6	Glenn BURTENSHAW	55.173	09:26:30.703	2	Caterham 7 SigMax 1600
44	Charles ELLIOTT	54.733	09:26:31.482	2	Caterham 7 SigMax 1600
28	Harry SENIOR	54.088	09:27:17.712	3	Caterham 7 SigMax 1600
5	Samuel WILSON	53.775	09:27:32.525	3	Caterham 7 SigMax 1600
7	Steven MCMASTER	53.769	09:28:11.760	4	Caterham 7 SigMax 1600
5	Samuel WILSON	53.358	09:28:25.883	4	Caterham 7 SigMax 1600
7	Steven MCMASTER	53.156	09:30:51.934	7	Caterham 7 SigMax 1600
7	Steven MCMASTER	52.900	09:33:33.816	10	Caterham 7 SigMax 1600

Flag History

TYPE	TIME OF DAY
GREEN	09:24:17.917
FINISH	09:44:21.652

Flag Statistics

TYPE	COUNT	TOTAL LAPS	TOTAL TIME
Green	1	23	21:06.365
Red	0	0	0.000
Safety Car	0	0	0.000
FCY	0	0	0.000

Weather / Track : Bright / Dry

These results are provisional until the conclusion of any judicial and technical matters.

Brands Hatch Indy

Circuit Length = 1.2079 miles

Start: 09:24 Flag 09:44 End: 09:45

Clerk Of Course :

Timekeeper :

Caterham Graduates Championship - SigMax

QUALIFYING - RACE 1 & RACE 8 - CLASSIFICATION

POS	NO	NAME	ENTRY	TIME	ON	LAPS	GAP	DIFF	MPH
1	5	Samuel WILSON	Caterham 7 SigMax 1600	52.591	17	17			82.68
2	25	Stephen CLARK	Caterham 7 SigMax 1600	52.875	19	21	0.284	0.284	82.24
3	7	Steven MCMASTER	Caterham 7 SigMax 1600	52.924	17	20	0.333	0.049	82.16
4	28	Harry SENIOR	Caterham 7 SigMax 1600	52.932	13	21	0.341	0.008	82.15
5	6	Glenn BURTENSHAW	Caterham 7 SigMax 1600	53.377	19	21	0.786	0.445	81.46
6	44	Charles ELLIOTT	Caterham 7 SigMax 1600	53.443	9	21	0.852	0.066	81.36
7	9	Gareth CORDEY	Caterham 7 SigMax 1600	53.554	19	22	0.963	0.111	81.20
8	16	Simon GRIFFITHS	Caterham 7 SigMax 1600	53.820	14	22	1.229	0.266	80.79
9	20	Andy MOLSOM	Caterham 7 SigMax 1600	53.921	14	20	1.330	0.101	80.64
10	14	Peter MARSHALL	Caterham 7 SigMax 1600	54.061	12	22	1.470	0.140	80.43
11	18	Mark JONES	Caterham 7 SigMax 1600	54.098	8	22	1.507	0.037	80.38
12	11	Peter MARSH	Caterham 7 SigMax 1600	54.270	6	15	1.679	0.172	80.12
13	26	Stephen ARNELL	Caterham 7 SigMax 1600	54.276	13	22	1.685	0.006	80.12
14	38	Daren FORD	Caterham 7 SigMax 1600	54.578	9	18	1.987	0.302	79.67
15	12	Michael DOWNING	Caterham 7 SigMax 1600	54.607	11	20	2.016	0.029	79.63
16	48	Andrew RALPH	Caterham 7 SigMax 1600	57.812	7	20	5.221	3.205	75.21
17	27	Philip CLARKE	Caterham 7 SigMax 1600	58.165	18	20	5.574	0.353	74.76

Weather / Track : Bright / Dry

These results are provisional until the conclusion of any judicial and technical matters.

Brands Hatch Indy

Circuit Length = 1.2079 miles

Start: 11:25 Flag 11:45 End: 11:46

Clerk Of Course :

Timekeeper :

Caterham Graduates Championship - SigMax

QUALIFYING - RACE 1 & RACE 8 - 2ND FASTEST CLASSIFICATION

POS	NO	NAME	ENTRY	TIME	ON	LAPS	GAP	DIFF	MPH
1	5	Samuel WILSON	Caterham 7 SigMax 1600	52.660	15	17			82.57
2	7	Steven MCMASTER	Caterham 7 SigMax 1600	52.943	6	20	0.283	0.283	82.13
3	25	Stephen CLARK	Caterham 7 SigMax 1600	52.976	9	21	0.316	0.033	82.08
4	28	Harry SENIOR	Caterham 7 SigMax 1600	53.205	14	21	0.545	0.229	81.73
5	6	Glenn BURTENSCHAW	Caterham 7 SigMax 1600	53.406	5	21	0.746	0.201	81.42
6	44	Charles ELLIOTT	Caterham 7 SigMax 1600	53.604	7	21	0.944	0.198	81.12
7	9	Gareth CORDEY	Caterham 7 SigMax 1600	53.681	7	22	1.021	0.077	81.00
8	16	Simon GRIFFITHS	Caterham 7 SigMax 1600	53.881	11	22	1.221	0.200	80.70
9	20	Andy MOLSOM	Caterham 7 SigMax 1600	54.054	19	20	1.394	0.173	80.44
10	14	Peter MARSHALL	Caterham 7 SigMax 1600	54.182	9	22	1.522	0.128	80.25
11	18	Mark JONES	Caterham 7 SigMax 1600	54.290	22	22	1.630	0.108	80.09
12	26	Stephen ARNELL	Caterham 7 SigMax 1600	54.343	20	22	1.683	0.053	80.02
13	11	Peter MARSH	Caterham 7 SigMax 1600	54.538	12	15	1.878	0.195	79.73
14	12	Michael DOWNING	Caterham 7 SigMax 1600	54.644	10	20	1.984	0.106	79.58
15	38	Daren FORD	Caterham 7 SigMax 1600	54.836	8	18	2.176	0.192	79.30
16	48	Andrew RALPH	Caterham 7 SigMax 1600	58.008	14	20	5.348	3.172	74.96
17	27	Philip CLARKE	Caterham 7 SigMax 1600	58.248	20	20	5.588	0.240	74.65

Weather / Track : Bright / Dry

These results are provisional until the conclusion of any judicial and technical matters.

Brands Hatch Indy

Circuit Length = 1.2079 miles

Start: 11:25 Flag 11:45 End: 11:46

Clerk Of Course :

Timekeeper :

Caterham Graduates Championship - SigMax

QUALIFYING - RACE 1 & RACE 8 - LAP ANALYSIS

DIFF = Difference To Personal Best Lap

P1 5 Samuel WILSON				
LAP	LAP TIME	DIFF	MPH	TIME OF DAY
1 -	58.437	5.846	74.41	11:26:12.898
2 -	53.669	1.078	81.02	11:27:06.567
3 -	53.654	1.063	81.04	11:28:00.221
4 -	53.410	0.819	81.41	11:28:53.631
5 -	53.005	0.414	82.04	11:29:46.636
6 -	52.893	0.302	82.21	11:30:39.529
7 -	54.242	1.651	80.17	11:31:33.771
8 -	53.076	0.485	81.93	11:32:26.847
9 -	53.034	0.443	81.99	11:33:19.881
10 -	53.000	0.409	82.04	11:34:12.881
11 -	52.806 (3)	0.215	82.35	11:35:05.687
12 -	53.555	0.964	81.19	11:35:59.242
13 -	53.048	0.457	81.97	11:36:52.290
14 -	52.903	0.312	82.19	11:37:45.193
15 -	52.660 (2)	0.069	82.57	11:38:37.853
16 -	52.812	0.221	82.34	11:39:30.665
17 -	52.591 (1)		82.68	11:40:23.256

P2 25 Stephen CLARK				
LAP	LAP TIME	DIFF	MPH	TIME OF DAY
1 -	1:02.100	9.225	70.02	11:26:22.235
2 -	54.778	1.903	79.38	11:27:17.013
3 -	54.167	1.292	80.28	11:28:11.180
4 -	1:03.034	10.159	68.98	11:29:14.214
5 -	55.905	3.030	77.78	11:30:10.119
6 -	53.631	0.756	81.08	11:31:03.750
7 -	53.567	0.692	81.18	11:31:57.317
8 -	53.061 (3)	0.186	81.95	11:32:50.378
9 -	52.976 (2)	0.101	82.08	11:33:43.354
10 -	53.244	0.369	81.67	11:34:36.598
11 -	54.004	1.129	80.52	11:35:30.602
12 -	53.813	0.938	80.80	11:36:24.415
13 -	53.239	0.364	81.68	11:37:17.654
14 -	53.119	0.244	81.86	11:38:10.773
15 -	1:12.234	19.359	60.20	11:39:23.007
16 -	55.986	3.111	77.67	11:40:18.993
17 -	54.060	1.185	80.44	11:41:13.053
18 -	57.089	4.214	76.17	11:42:10.142
19 -	52.875 (1)		82.24	11:43:03.017
20 -	53.487	0.612	81.30	11:43:56.504
21 -	57.496	4.621	75.63	11:44:54.000

P3 7 Steven MCMASTER				
LAP	LAP TIME	DIFF	MPH	TIME OF DAY
1 -	55.400	2.476	78.49	11:27:26.240
2 -	54.588	1.664	79.66	11:28:20.828
3 -	55.257	2.333	78.69	11:29:16.085
4 -	53.783	0.859	80.85	11:30:09.868
5 -	53.165	0.241	81.79	11:31:03.033
6 -	52.943 (2)	0.019	82.13	11:31:55.976
7 -	53.101	0.177	81.89	11:32:49.077
8 -	53.143	0.219	81.82	11:33:42.220
9 -	1:58.007 P	1:05.083	36.85	11:35:40.227
10 -	1:01.594	8.670	70.60	11:36:41.821
11 -	53.312	0.388	81.56	11:37:35.133
12 -	53.692	0.768	80.99	11:38:28.825
13 -	55.365	2.441	78.54	11:39:24.190
14 -	58.498	5.574	74.33	11:40:22.688
15 -	53.016 (3)	0.092	82.02	11:41:15.704
16 -	54.047	1.123	80.45	11:42:09.751

DIFF = Difference To Personal Best Lap

17 -	52.924 (1)		82.16	11:43:02.675
18 -	1:02.134	9.210	69.98	11:44:04.809
19 -	53.474	0.550	81.32	11:44:58.283
20 -	53.129	0.205	81.84	11:45:51.412

P4 28 Harry SENIOR				
LAP	LAP TIME	DIFF	MPH	TIME OF DAY
1 -	57.569	4.637	75.53	11:26:05.242
2 -	54.533	1.601	79.74	11:26:59.775
3 -	53.958	1.026	80.59	11:27:53.733
4 -	53.967	1.035	80.57	11:28:47.700
5 -	53.816	0.884	80.80	11:29:41.516
6 -	1:52.777 P	59.845	38.55	11:31:34.293
7 -	57.780	4.848	75.26	11:32:32.073
8 -	54.167	1.235	80.28	11:33:26.240
9 -	1:10.198 P	17.266	61.94	11:34:36.438
10 -	56.551	3.619	76.89	11:35:32.989
11 -	53.330	0.398	81.54	11:36:26.319
12 -	53.230 (3)	0.298	81.69	11:37:19.549
13 -	52.932 (1)		82.15	11:38:12.481
14 -	53.205 (2)	0.273	81.73	11:39:05.686
15 -	54.652	1.720	79.56	11:40:00.338
16 -	54.144	1.212	80.31	11:40:54.482
17 -	57.432	4.500	75.71	11:41:51.914
18 -	53.512	0.580	81.26	11:42:45.426
19 -	53.855	0.923	80.74	11:43:39.281
20 -	56.737	3.805	76.64	11:44:36.018
21 -	53.949	1.017	80.60	11:45:29.967

P5 6 Glenn BURTENSHAW				
LAP	LAP TIME	DIFF	MPH	TIME OF DAY
1 -	58.680	5.303	74.10	11:26:13.868
2 -	54.416	1.039	79.91	11:27:08.284
3 -	54.189	0.812	80.24	11:28:02.473
4 -	53.542 (3)	0.165	81.21	11:28:56.015
5 -	53.406 (2)	0.029	81.42	11:29:49.421
6 -	53.700	0.323	80.97	11:30:43.121
7 -	53.654	0.277	81.04	11:31:36.775
8 -	55.679	2.302	78.10	11:32:32.454
9 -	53.569	0.192	81.17	11:33:26.023
10 -	56.191	2.814	77.38	11:34:22.214
11 -	1:08.878	15.501	63.13	11:35:31.092
12 -	53.768	0.391	80.87	11:36:24.860
13 -	1:08.673	15.296	63.32	11:37:33.533
14 -	55.998	2.621	77.65	11:38:29.531
15 -	53.616	0.239	81.10	11:39:23.147
16 -	56.188	2.811	77.39	11:40:19.335
17 -	53.620	0.243	81.10	11:41:12.955
18 -	57.699	4.322	75.36	11:42:10.654
19 -	53.377 (1)		81.46	11:43:04.031
20 -	53.542 (3)	0.165	81.21	11:43:57.573
21 -	57.103	3.726	76.15	11:44:54.676

P6 44 Charles ELLIOTT				
LAP	LAP TIME	DIFF	MPH	TIME OF DAY
1 -	54.162	0.719	80.28	11:27:17.518
2 -	56.731	3.288	76.65	11:28:14.249
3 -	55.226	1.783	78.74	11:29:09.475
4 -	53.851	0.408	80.75	11:30:03.326
5 -	54.037	0.594	80.47	11:30:57.363
6 -	53.637 (3)	0.194	81.07	11:31:51.000
7 -	53.604 (2)	0.161	81.12	11:32:44.604

Weather / Track : Bright / Dry

Brands Hatch Indy
Circuit Length = 1.2079 miles
Start: 11:25 Flag 11:45 End: 11:46

Caterham Graduates Championship - SigMax

QUALIFYING - RACE 1 & RACE 8 - LAP ANALYSIS

DIFF = Difference To Personal Best Lap

8 -	54.943	1.500	79.14	11:33:39.547
9 -	53.443 (1)		81.36	11:34:32.990
10 -	54.016	0.573	80.50	11:35:27.006
11 -	53.674	0.231	81.01	11:36:20.680
12 -	54.706	1.263	79.49	11:37:15.386
13 -	53.680	0.237	81.00	11:38:09.066
14 -	55.862	2.419	77.84	11:39:04.928
15 -	56.332	2.889	77.19	11:40:01.260
16 -	54.519	1.076	79.76	11:40:55.779
17 -	55.225	1.782	78.74	11:41:51.004
18 -	53.668	0.225	81.02	11:42:44.672
19 -	55.130	1.687	78.87	11:43:39.802
20 -	55.157	1.714	78.84	11:44:34.959
21 -	56.671	3.228	76.73	11:45:31.630

P7 9 Gareth CORDEY

LAP	LAP TIME	DIFF	MPH	TIME OF DAY
1 -	1:01.834	8.280	70.32	11:26:22.604
2 -	54.724	1.170	79.46	11:27:17.328
3 -	54.191	0.637	80.24	11:28:11.519
4 -	55.030	1.476	79.02	11:29:06.549
5 -	57.215	3.661	76.00	11:30:03.764
6 -	54.154	0.600	80.30	11:30:57.918
7 -	53.681 (2)	0.127	81.00	11:31:51.599
8 -	53.900	0.346	80.67	11:32:45.499
9 -	54.458	0.904	79.85	11:33:39.957
10 -	54.017	0.463	80.50	11:34:33.974
11 -	54.115	0.561	80.35	11:35:28.089
12 -	54.011	0.457	80.51	11:36:22.100
13 -	54.273	0.719	80.12	11:37:16.373
14 -	53.795 (3)	0.241	80.83	11:38:10.168
15 -	54.119	0.565	80.35	11:39:04.287
16 -	54.519	0.965	79.76	11:39:58.806
17 -	57.967	4.413	75.01	11:40:56.773
18 -	55.764	2.210	77.98	11:41:52.537
19 -	53.554 (1)		81.20	11:42:46.091
20 -	54.376	0.822	79.97	11:43:40.467
21 -	54.793	1.239	79.36	11:44:35.260
22 -	55.020	1.466	79.03	11:45:30.280

P8 16 Simon GRIFFITHS

LAP	LAP TIME	DIFF	MPH	TIME OF DAY
1 -	1:04.880	11.060	67.02	11:26:30.547
2 -	55.400	1.580	78.49	11:27:25.947
3 -	54.287	0.467	80.10	11:28:20.234
4 -	55.725	1.905	78.03	11:29:15.959
5 -	54.252	0.432	80.15	11:30:10.211
6 -	53.945	0.125	80.61	11:31:04.156
7 -	54.476	0.656	79.82	11:31:58.632
8 -	1:02.844	9.024	69.19	11:33:01.476
9 -	54.193	0.373	80.24	11:33:55.669
10 -	54.152	0.332	80.30	11:34:49.821
11 -	53.881 (2)	0.061	80.70	11:35:43.702
12 -	58.434	4.614	74.41	11:36:42.136
13 -	53.936 (3)	0.116	80.62	11:37:36.072
14 -	53.820 (1)		80.79	11:38:29.892
15 -	54.317	0.497	80.05	11:39:24.209
16 -	54.538	0.718	79.73	11:40:18.747
17 -	54.109	0.289	80.36	11:41:12.856
18 -	55.349	1.529	78.56	11:42:08.205
19 -	54.187	0.367	80.25	11:43:02.392
20 -	54.152	0.332	80.30	11:43:56.544
21 -	57.666	3.846	75.41	11:44:54.210

DIFF = Difference To Personal Best Lap

22 -	54.323	0.503	80.05	11:45:48.533
------	--------	-------	-------	--------------

P9 20 Andy MOLSOM

LAP	LAP TIME	DIFF	MPH	TIME OF DAY
1 -	59.398	5.477	73.21	11:26:09.640
2 -	55.640	1.719	78.15	11:27:05.280
3 -	55.771	1.850	77.97	11:28:01.051
4 -	54.199 (3)	0.278	80.23	11:28:55.250
5 -	54.817	0.896	79.32	11:29:50.067
6 -	54.304	0.383	80.07	11:30:44.371
7 -	54.506	0.585	79.78	11:31:38.877
8 -	54.681	0.760	79.52	11:32:33.558
9 -	54.378	0.457	79.96	11:33:27.936
10 -	54.472	0.551	79.83	11:34:22.408
11 -	1:00.619	6.698	71.73	11:35:23.027
12 -	57.920	3.999	75.07	11:36:20.947
13 -	57.460	3.539	75.68	11:37:18.407
14 -	53.921 (1)		80.64	11:38:12.328
15 -	54.339	0.418	80.02	11:39:06.667
16 -	55.108	1.187	78.91	11:40:01.775
17 -	54.701	0.780	79.49	11:40:56.476
18 -	55.233	1.312	78.73	11:41:51.709
19 -	54.054 (2)	0.133	80.44	11:42:45.763
20 -	54.742	0.821	79.43	11:43:40.505

P10 14 Peter MARSHALL

LAP	LAP TIME	DIFF	MPH	TIME OF DAY
1 -	1:00.705	6.644	71.63	11:26:13.897
2 -	56.268	2.207	77.28	11:27:10.165
3 -	55.443	1.382	78.43	11:28:05.608
4 -	1:04.438	10.377	67.48	11:29:10.046
5 -	54.770	0.709	79.39	11:30:04.816
6 -	57.987	3.926	74.99	11:31:02.803
7 -	54.464	0.403	79.84	11:31:57.267
8 -	54.639	0.578	79.58	11:32:51.906
9 -	54.182 (2)	0.121	80.25	11:33:46.088
10 -	54.972	0.911	79.10	11:34:41.060
11 -	54.703	0.642	79.49	11:35:35.763
12 -	54.061 (1)		80.43	11:36:29.824
13 -	56.957	2.896	76.34	11:37:26.781
14 -	54.341	0.280	80.02	11:38:21.122
15 -	54.806	0.745	79.34	11:39:15.928
16 -	54.305 (3)	0.244	80.07	11:40:10.233
17 -	54.480	0.419	79.82	11:41:04.713
18 -	55.064	1.003	78.97	11:41:59.777
19 -	55.460	1.399	78.40	11:42:55.237
20 -	54.491	0.430	79.80	11:43:49.728
21 -	54.542	0.481	79.72	11:44:44.270
22 -	55.716	1.655	78.04	11:45:39.986

P11 18 Mark JONES

LAP	LAP TIME	DIFF	MPH	TIME OF DAY
1 -	59.917	5.819	72.57	11:26:16.176
2 -	56.102	2.004	77.51	11:27:12.278
3 -	54.834	0.736	79.30	11:28:07.112
4 -	56.254	2.156	77.30	11:29:03.366
5 -	54.784	0.686	79.37	11:29:58.150
6 -	54.714	0.616	79.47	11:30:52.864
7 -	54.406	0.308	79.92	11:31:47.270
8 -	54.098 (1)		80.38	11:32:41.368
9 -	55.383	1.285	78.51	11:33:36.751
10 -	54.995	0.897	79.07	11:34:31.746

Weather / Track : Bright / Dry

Brands Hatch Indy

Circuit Length = 1.2079 miles

Start: 11:25 Flag 11:45 End: 11:46

Caterham Graduates Championship - SigMax

QUALIFYING - RACE 1 & RACE 8 - LAP ANALYSIS

DIFF = Difference To Personal Best Lap

11 -	55.827	1.729	77.89	11:35:27.573
12 -	54.387 (3)	0.289	79.95	11:36:21.960
13 -	1:12.157	18.059	60.26	11:37:34.117
14 -	57.761	3.663	75.28	11:38:31.878
15 -	54.660	0.562	79.55	11:39:26.538
16 -	54.399	0.301	79.93	11:40:20.937
17 -	56.245	2.147	77.31	11:41:17.182
18 -	54.602	0.504	79.64	11:42:11.784
19 -	54.927	0.829	79.17	11:43:06.711
20 -	55.230	1.132	78.73	11:44:01.941
21 -	55.144	1.046	78.85	11:44:57.085
22 -	54.290 (2)	0.192	80.09	11:45:51.375

P12 11 Peter MARSH

LAP	LAP TIME	DIFF	MPH	TIME OF DAY
1 -	1:00.518	6.248	71.85	11:28:05.368
2 -	56.110	1.840	77.50	11:29:01.478
3 -	55.165	0.895	78.82	11:29:56.643
4 -	54.653	0.383	79.56	11:30:51.296
5 -	54.558	0.288	79.70	11:31:45.854
6 -	54.270 (1)		80.12	11:32:40.124
7 -	55.434	1.164	78.44	11:33:35.558
8 -	55.378	1.108	78.52	11:34:30.936
9 -	54.893	0.623	79.21	11:35:25.829
10 -	54.690	0.420	79.51	11:36:20.519
11 -	54.788	0.518	79.37	11:37:15.307
12 -	54.538 (2)	0.268	79.73	11:38:09.845
13 -	54.740	0.470	79.44	11:39:04.585
14 -	54.550 (3)	0.280	79.71	11:39:59.135
15 -	55.223	0.953	78.74	11:40:54.358

P13 26 Stephen ARNELL

LAP	LAP TIME	DIFF	MPH	TIME OF DAY
1 -	1:02.044	7.768	70.08	11:26:12.966
2 -	55.534	1.258	78.30	11:27:08.500
3 -	57.093	2.817	76.16	11:28:05.593
4 -	55.095	0.819	78.92	11:29:00.688
5 -	55.125	0.849	78.88	11:29:55.813
6 -	54.809	0.533	79.34	11:30:50.622
7 -	54.784	0.508	79.37	11:31:45.406
8 -	54.882	0.606	79.23	11:32:40.288
9 -	56.121	1.845	77.48	11:33:36.409
10 -	54.965	0.689	79.11	11:34:31.374
11 -	55.152	0.876	78.84	11:35:26.526
12 -	55.354	1.078	78.55	11:36:21.880
13 -	54.276 (1)		80.12	11:37:16.156
14 -	54.756	0.480	79.41	11:38:10.912
15 -	54.659	0.383	79.55	11:39:05.571
16 -	54.376 (3)	0.100	79.97	11:39:59.947
17 -	55.700	1.424	78.07	11:40:55.647
18 -	58.566	4.290	74.25	11:41:54.213
19 -	54.576	0.300	79.67	11:42:48.789
20 -	54.343 (2)	0.067	80.02	11:43:43.132
21 -	54.419	0.143	79.90	11:44:37.551
22 -	56.147	1.871	77.45	11:45:33.698

P14 38 Daren FORD

LAP	LAP TIME	DIFF	MPH	TIME OF DAY
1 -	1:00.365	5.787	72.03	11:26:17.581
2 -	55.902	1.324	77.78	11:27:13.483
3 -	55.798	1.220	77.93	11:28:09.281
4 -	56.398	1.820	77.10	11:29:05.679

DIFF = Difference To Personal Best Lap

5 -	55.306	0.728	78.62	11:30:00.985
6 -	55.730	1.152	78.02	11:30:56.715
7 -	56.302	1.724	77.23	11:31:53.017
8 -	54.836 (2)	0.258	79.30	11:32:47.853
9 -	54.578 (1)		79.67	11:33:42.431
10 -	55.464	0.886	78.40	11:34:37.895
11 -	1:11.104	16.526	61.15	11:35:48.999
12 -	2:02.320 P	1:07.742	35.55	11:37:51.319
13 -	59.550	4.972	73.02	11:38:50.869
14 -	56.706	2.128	76.68	11:39:47.575
15 -	55.266	0.688	78.68	11:40:42.841
16 -	56.173	1.595	77.41	11:41:39.014
17 -	55.009 (3)	0.431	79.05	11:42:34.023
18 -	55.937	1.359	77.74	11:43:29.960

P15 12 Michael DOWNING

LAP	LAP TIME	DIFF	MPH	TIME OF DAY
1 -	1:01.961	7.354	70.18	11:26:27.060
2 -	55.835	1.228	77.88	11:27:22.895
3 -	56.030	1.423	77.61	11:28:18.925
4 -	59.073	4.466	73.61	11:29:17.998
5 -	2:03.179 P	1:08.572	35.30	11:31:21.177
6 -	58.900	4.293	73.83	11:32:20.077
7 -	55.181	0.574	78.80	11:33:15.258
8 -	54.987	0.380	79.08	11:34:10.245
9 -	55.463	0.856	78.40	11:35:05.708
10 -	54.644 (2)	0.037	79.58	11:36:00.352
11 -	54.607 (1)		79.63	11:36:54.959
12 -	55.262	0.655	78.69	11:37:50.221
13 -	55.399	0.792	78.49	11:38:45.620
14 -	55.466	0.859	78.40	11:39:41.086
15 -	55.387	0.780	78.51	11:40:36.473
16 -	55.078	0.471	78.95	11:41:31.551
17 -	54.800 (3)	0.193	79.35	11:42:26.351
18 -	55.131	0.524	78.87	11:43:21.482
19 -	55.147	0.540	78.85	11:44:16.629
20 -	54.802	0.195	79.35	11:45:11.431

P16 48 Andrew RALPH

LAP	LAP TIME	DIFF	MPH	TIME OF DAY
1 -	1:04.176	6.364	67.76	11:26:13.023
2 -	59.815	2.003	72.70	11:27:12.838
3 -	58.460	0.648	74.38	11:28:11.298
4 -	1:00.654	2.842	71.69	11:29:11.952
5 -	58.432	0.620	74.42	11:30:10.384
6 -	58.404	0.592	74.45	11:31:08.788
7 -	57.812 (1)		75.21	11:32:06.600
8 -	58.257	0.445	74.64	11:33:04.857
9 -	58.601	0.789	74.20	11:34:03.458
10 -	1:47.830 P	50.018	40.32	11:35:51.288
11 -	1:02.503	4.691	69.57	11:36:53.791
12 -	58.474	0.662	74.36	11:37:52.265
13 -	58.453	0.641	74.39	11:38:50.718
14 -	58.008 (2)	0.196	74.96	11:39:48.726
15 -	58.059 (3)	0.247	74.89	11:40:46.785
16 -	58.316	0.504	74.56	11:41:45.101
17 -	58.442	0.630	74.40	11:42:43.543
18 -	59.522	1.710	73.05	11:43:43.065
19 -	58.980	1.168	73.73	11:44:42.045
20 -	58.997	1.185	73.70	11:45:41.042

Weather / Track : Bright / Dry

Brands Hatch Indy
Circuit Length = 1.2079 miles
Start: 11:25 Flag 11:45 End: 11:46

Caterham Graduates Championship - SigMax
QUALIFYING - RACE 1 & RACE 8 - LAP ANALYSIS

DIFF = Difference To Personal Best Lap

P17 27 Philip CLARKE				
LAP	LAP TIME	DIFF	MPH	TIME OF DAY
1 -	1:11.736	13.571	60.61	11:26:30.962
2 -	1:02.024	3.859	70.11	11:27:32.986
3 -	1:00.680	2.515	71.66	11:28:33.666
4 -	1:01.013	2.848	71.27	11:29:34.679
5 -	59.873	1.708	72.63	11:30:34.552
6 -	1:00.118	1.953	72.33	11:31:34.670
7 -	1:03.583	5.418	68.39	11:32:38.253
8 -	1:06.108	7.943	65.78	11:33:44.361
9 -	59.840	1.675	72.67	11:34:44.201
10 -	58.915	0.750	73.81	11:35:43.116
11 -	1:05.997	7.832	65.89	11:36:49.113
12 -	58.878	0.713	73.85	11:37:47.991
13 -	1:05.728	7.563	66.16	11:38:53.719
14 -	58.498 (3)	0.333	74.33	11:39:52.217
15 -	1:00.676	2.511	71.66	11:40:52.893
16 -	1:04.567	6.402	67.35	11:41:57.460
17 -	1:00.194	2.029	72.24	11:42:57.654
18 -	58.165 (1)		74.76	11:43:55.819
19 -	1:07.770	9.605	64.16	11:45:03.589
20 -	58.248 (2)	0.083	74.65	11:46:01.837

Caterham Graduates Championship - SigMax

QUALIFYING - RACE 1 & RACE 8 - STATISTICS

Competitors Started 17
Planned Start 2019-06-22 @ 11:30:00.000
Actual Start 2019-06-22 @ 11:25:01.769
Finish Time 2019-06-22 @ 11:45:04.914
Track Length 1.2079mi.
Total Laps 344
Total Distance Covered 415.5332mi.

Session Fastest Lap History

NO	NAME	LAP TIME	TIME OF DAY	LAP	VEHICLE
28	Harry SENIOR	54.533	11:26:59.788	2	Caterham 7 SigMax 1600
5	Samuel WILSON	53.669	11:27:06.575	2	Caterham 7 SigMax 1600
5	Samuel WILSON	53.654	11:28:00.229	3	Caterham 7 SigMax 1600
5	Samuel WILSON	53.410	11:28:53.639	4	Caterham 7 SigMax 1600
5	Samuel WILSON	53.005	11:29:46.644	5	Caterham 7 SigMax 1600
5	Samuel WILSON	52.893	11:30:39.537	6	Caterham 7 SigMax 1600
5	Samuel WILSON	52.806	11:35:05.696	11	Caterham 7 SigMax 1600
5	Samuel WILSON	52.660	11:38:37.861	15	Caterham 7 SigMax 1600
5	Samuel WILSON	52.591	11:40:23.264	17	Caterham 7 SigMax 1600

Flag History

TYPE	TIME OF DAY
GREEN	11:25:01.769
FINISH	11:45:04.914

Flag Statistics

TYPE	COUNT	TOTAL LAPS	TOTAL TIME
Green	1	22	21:09.045
Red	0	0	0.000
Safety Car	0	0	0.000
FCY	0	0	0.000

Weather / Track : Bright / Dry

These results are provisional until the conclusion of any judicial and technical matters.

Brands Hatch Indy

Circuit Length = 1.2079 miles


Start: 11:25 Flag 11:45 End: 11:46

Clerk Of Course :

Timekeeper :

Caterham Graduates Championship - SigMax

RACE 1 - GRID (25 minutes)

ROW 9	17	58.165	27	Philip CLARKE					
ROW 8		54.607	15	12	Michael DOWNING	16	57.812	48	Andrew RALPH
ROW 7	13	54.276	26	Stephen ARNELL	14	54.578	38	Daren FORD	
ROW 6		54.098	11	18	Mark JONES	12	54.270	11	Peter MARSH
ROW 5	9	53.921	20	Andy MDLSOM	10	54.061	14	Peter MARSHALL	
ROW 4		53.554	7	9	Gareth CORDEY	8	53.820	16	Simon GRIFFITHS
ROW 3	5	53.377	6	Glenn BURTENSHAW	6	53.443	44	Charles ELLIOTT	
ROW 2		52.924	3	7	Steven MCMASTER	4	52.932	28	Harry SENIOR
ROW 1	1	52.591	5	Samuel WILSON	2	52.875	25	Stephen CLARK	
Pole									
									


Brands Hatch Indy
Circuit Length = 1.2079 miles

These results are provisional until the conclusion of any judicial and technical matters.

Clerk Of Course :		Timekeeper :
-------------------	--	--------------

Caterham Graduates Championship - SigMax

RACE 8 - GRID (30 minutes)

ROW 9	17	27	Philip CLARKE	58.248					
ROW 8		15	38	Daren FORD	54.836	16	48	Andrew RALPH	58.008
ROW 7	13	11	Peter MARSH	54.538	14	12	Michael DOWNING	54.644	
ROW 6		11	18	Mark JONES	54.290	12	26	Stephen ARNELL	54.343
ROW 5	9	20	Andy MOLSOM	54.054	10	14	Peter MARSHALL	54.182	
ROW 4		7	9	Gareth CORDEY	53.681	8	16	Simon GRIFFITHS	53.881
ROW 3	5	6	Glenn BURTENSHAW	53.406	6	44	Charles ELLIOTT	53.604	
ROW 2		3	25	Stephen CLARK	52.976	4	28	Harry SENIOR	53.205
ROW 1	1	5	Samuel WILSON	52.660	2	7	Steven MCMASTER	52.943	
Pole									
									

Brands Hatch Indy
Circuit Length = 1.2079 miles

These results are provisional until the conclusion of any judicial and technical matters.

Clerk Of Course :		Timekeeper :	
-------------------	--	--------------	--

Caterham Graduates Championship - SigMax

RACE 1 - CLASSIFICATION

POS	NO	NAME	ENTRY	LAPS	TIME	GAP	DIFF	MPH	BEST	ON
1	5	Samuel WILSON	Caterham 7 SigMax 1600	29	25:51.130			81.30	52.868	25
2	7	Steven MCMASTER	Caterham 7 SigMax 1600	29	26:02.087	10.957	10.957	80.73	53.414	12
3	25	Stephen CLARK	Caterham 7 SigMax 1600	29	26:06.289	15.159	4.202	80.51	53.347	8
4	9	Gareth CORDEY	Caterham 7 SigMax 1600	29	26:21.784	30.654	15.495	79.72	53.814	29
5	28	Harry SENIOR	Caterham 7 SigMax 1600	29	26:21.844	30.714	0.060	79.72	53.403	11
6	6	Glenn BURTENSHAW	Caterham 7 SigMax 1600	29	26:22.269	31.139	0.425	79.70	53.875	7
7	44	Charles ELLIOTT	Caterham 7 SigMax 1600	29	26:22.659	31.529	0.390	79.68	53.564	14
8	20	Andy MOLSOM	Caterham 7 SigMax 1600	29	26:37.661	46.531	15.002	78.93	54.395	26
9	16	Simon GRIFFITHS	Caterham 7 SigMax 1600	29	26:38.301	47.171	0.640	78.90	54.021	28
10	26	Stephen ARNELL	Caterham 7 SigMax 1600	29	26:44.258	53.128	5.957	78.60	54.024	24
11	11	Peter MARSH	Caterham 7 SigMax 1600	29	26:45.136	54.006	0.878	78.56	54.120	26
12	12	Michael DOWNING	Caterham 7 SigMax 1600	28	25:53.601	1 Lap	1 Lap	78.37	54.390	23
13	14	Peter MARSHALL	Caterham 7 SigMax 1600	28	26:10.015	1 Lap	16.414	77.55	53.958	14
14	38	Daren FORD	Caterham 7 SigMax 1600	28	26:15.773	1 Lap	5.758	77.27	54.524	28
15	18*	Mark JONES	Caterham 7 SigMax 1600	28	26:20.117	1 Lap	4.344	77.05	54.293	17
16	48	Andrew RALPH	Caterham 7 SigMax 1600	27	26:47.581	2 Laps	1 Lap	73.03	57.699	26
17	27	Philip CLARKE	Caterham 7 SigMax 1600	26	26:04.142	3 Laps	1 Lap	72.28	58.087	17

FASTEST LAP

5	Samuel WILSON	Caterham 7 SigMax 1600	25	52.868	82.25 mph	132.37 kph
---	---------------	------------------------	----	--------	-----------	------------

Car 18: 5 second penalty for track limits

Weather / Track : Bright / Dry

These results are provisional until the conclusion of any judicial and technical matters.

Brands Hatch Indy

Circuit Length = 1.2079 miles

Start: 13:58 Flag 14:23 End: 14:24

Clerk Of Course :		Timekeeper :	
-------------------	--	--------------	--

Caterham Graduates Championship - SigMax

RACE 1 - LAP CHART

LAP 1 @ 13:59:00.649			LAP 2 @ 13:59:54.464			LAP 3 @ 14:00:47.888			LAP 4 @ 14:01:41.390			LAP 5 @ 14:02:34.596		
NO	BEHIND	LAP TIME	NO	BEHIND	LAP TIME	NO	BEHIND	LAP TIME	NO	BEHIND	LAP TIME	NO	BEHIND	LAP TIME
5		59.797	5		53.815	5		53.424	5		53.502	5		53.206
7	0.264	1:00.061	7	0.306	53.857	7	0.537	53.655	7	0.499	53.464	7	1.023	53.730
25	1.914	1:01.711	25	2.402	54.303	25	2.803	53.825	25	3.401	54.100	25	4.003	53.808
16	1.976	1:01.773	16	3.037	54.876	16	3.850	54.237	16	4.677	54.329	16	5.974	54.503
6	2.300	1:02.097	6	3.107	54.622	6	3.960	54.277	6	4.690	54.232	6	6.077	54.593
44	2.839	1:02.636	44	3.673	54.649	44	4.618	54.369	44	5.462	54.346	44	6.477	54.221
9	2.908	1:02.705	9	3.714	54.621	9	4.788	54.498	9	5.564	54.278	9	6.685	54.327
20	3.346	1:03.143	20	4.212	54.681	20	6.204	55.416	14	7.125	54.243	20	8.767	54.743
14	3.501	1:03.298	14	4.417	54.731	14	6.384	55.391	20	7.230	54.528	14	8.995	55.076
38	5.276	1:05.073	11	7.687	56.179	28	9.631	54.406	28	9.981	53.852	28	10.865	54.090
11	5.323	1:05.120	38	7.720	56.259	11	9.973	55.710	11	11.572	55.101	11	13.544	55.178
18	5.625	1:05.422	18	8.516	56.706	12	10.897	55.774	12	12.584	55.189	12	14.615	55.237
12	5.735	1:05.532	12	8.547	56.627	38	11.702	57.406	18	13.702	55.316	18	14.997	54.501
26	6.220	1:06.017	28	8.649	55.216	18	11.888	56.796	38	13.978	55.778	26	16.544	55.202
28	7.248	1:07.045	26	9.637	57.232	26	12.194	55.981	26	14.548	55.856	38	17.306	56.534
48	9.334	1:09.131	48	14.935	59.416	48	21.598	1:00.087	48	28.174	1:00.078	48	35.166	1:00.198
27	11.434	1:11.231	27	18.313	1:00.694	27	25.690	1:00.801	27	33.455	1:01.267	27	41.479	1:01.230

Weather / Track : Bright / Dry

Caterham Graduates Championship - SigMax

RACE 1 - LAP CHART

LAP 6 @ 14:03:27.901			LAP 7 @ 14:04:20.980			LAP 8 @ 14:05:14.504			LAP 9 @ 14:06:08.076			LAP 10 @ 14:07:01.192		
NO	BEHIND	LAP TIME	NO	BEHIND	LAP TIME	NO	BEHIND	LAP TIME	NO	BEHIND	LAP TIME	NO	BEHIND	LAP TIME
5		53.305	5		53.079	5		53.524	5		53.572	5		53.116
7	1.419	53.701	7	1.841	53.501	7	2.521	54.204	48	1 Lap	59.801	7	3.160	53.788
25	4.402	53.704	25	4.991	53.668	27	1 Lap	1:01.140	7	2.488	53.539	25	5.935	53.573
16	7.514	54.845	6	8.652	53.875	25	4.814	53.347	25	5.478	54.236	48	1 Lap	58.988
6	7.856	55.084	16	8.973	54.538	6	9.190	54.062	6	10.181	54.563	6	11.242	54.177
44	8.093	54.921	44	9.301	54.287	16	9.691	54.242	16	10.499	54.380	9	11.652	53.899
9	8.504	55.124	9	9.425	54.000	44	9.994	54.217	44	10.649	54.227	16	11.872	54.489
20	10.060	54.598	20	11.403	54.422	9	10.150	54.249	9	10.869	54.291	44	12.443	54.910
14	10.565	54.875	14	11.628	54.142	28	12.164	53.931	27	1 Lap	1:00.782	28	13.344	54.155
28	11.238	53.678	28	11.757	53.598	14	12.740	54.636	28	12.305	53.713	14	14.329	54.173
11	15.503	55.264	11	17.694	55.270	20	12.788	54.909	14	13.272	54.104	20	15.443	54.602
12	15.924	54.614	12	18.554	55.709	11	18.886	54.716	20	13.957	54.741	27	1 Lap	1:01.089
18	16.627	54.935	18	18.723	55.175	18	20.784	55.585	11	20.999	55.685	11	22.857	54.974
26	18.119	54.880	26	19.578	54.538	12	21.453	56.423	18	21.999	54.787	18	23.448	54.565
38	19.817	55.816	38	22.385	55.647	26	21.628	55.574	12	22.764	54.883	26	24.409	54.663
48	42.127	1:00.266	48	48.413	59.365	38	24.543	55.682	26	22.862	54.806	12	25.171	55.523
27	49.539	1:01.365							38	25.894	54.923	38	27.894	55.116

Caterham Graduates Championship - SigMax

RACE 1 - LAP CHART

LAP 11 @ 14:07:54.418			LAP 12 @ 14:08:47.573			LAP 13 @ 14:09:40.952			LAP 14 @ 14:10:34.015			LAP 15 @ 14:11:27.074		
NO	BEHIND	LAP TIME	NO	BEHIND	LAP TIME	NO	BEHIND	LAP TIME	NO	BEHIND	LAP TIME	NO	BEHIND	LAP TIME
5		53.226	5		53.155	5		53.379	5		53.063	5		53.059
7	3.655	53.721	7	3.914	53.414	7	3.994	53.459	7	4.602	53.671	7	5.083	53.540
25	6.156	53.447	25	6.372	53.371	25	6.512	53.519	25	7.167	53.718	25	7.720	53.612
6	12.343	54.327	6	13.392	54.204	9	14.337	54.244	9	15.458	54.184	9	17.390	54.991
9	12.555	54.129	9	13.472	54.072	6	14.489	54.476	6	15.560	54.134	28	17.482	54.861
16	12.977	54.331	28	15.049	54.683	28	15.247	53.577	28	15.680	53.496	6	17.773	55.272
44	13.167	53.950	44	15.412	55.400	44	15.900	53.867	44	16.401	53.564	44	18.018	54.676
48	1 Lap	59.515	14	16.130	54.167	14	17.144	54.393	14	18.039	53.958	14	18.954	53.974
28	13.521	53.403	20	18.752	54.934	20	20.267	54.894	20	22.257	55.053	20	24.629	55.431
14	15.118	54.015	48	1 Lap	59.472	48	1 Lap	58.727	16	27.613	54.657	16	29.071	54.517
20	16.973	54.756	16	24.299	1:04.477	16	26.019	55.099	11	30.195	54.806	11	31.710	54.574
11	25.079	55.448	11	26.986	55.062	11	28.452	54.845	18	30.551	54.799	18	32.250	54.758
18	25.420	55.198	18	27.403	55.138	18	28.815	54.791	26	30.836	54.830	26	32.409	54.632
26	25.901	54.718	26	27.607	54.861	26	29.069	54.841	48	1 Lap	59.593	12	33.434	54.868
27	1 Lap	1:00.219	12	27.886	54.525	12	29.313	54.806	12	31.625	55.375	48	1 Lap	58.291
12	26.516	54.571	38	32.301	55.707	38	34.000	55.078	38	36.081	55.144	38	38.679	55.657
38	29.749	55.081	27	1 Lap	59.269	27	1 Lap	59.435	27	1 Lap	59.400	27	1 Lap	59.119

Weather / Track : Bright / Dry

Caterham Graduates Championship - SigMax

RACE 1 - LAP CHART

LAP 16 @ 14:12:20.014			LAP 17 @ 14:13:12.947			LAP 18 @ 14:14:06.142			LAP 19 @ 14:14:59.427			LAP 20 @ 14:15:52.936		
NO	BEHIND	LAP TIME	NO	BEHIND	LAP TIME	NO	BEHIND	LAP TIME	NO	BEHIND	LAP TIME	NO	BEHIND	LAP TIME
5		52.940	5		52.933	5		53.195	5		53.285	5		53.509
7	5.587	53.444	27	2 Laps	59.318	7	7.041	53.973	7	7.256	53.500	48	2 Laps	58.595
25	8.324	53.544	7	6.263	53.609	25	10.204	54.348	25	10.613	53.694	7	7.177	53.430
9	18.563	54.113	25	9.051	53.660	27	2 Laps	59.705	27	2 Laps	58.087	25	10.579	53.475
6	18.950	54.117	9	19.941	54.311	9	21.020	54.274	9	22.057	54.322	27	2 Laps	58.936
28	18.992	54.450	28	20.071	54.012	28	21.052	54.176	28	22.089	54.322	9	22.586	54.038
44	19.445	54.367	6	20.273	54.256	6	21.384	54.306	6	22.607	54.508	28	22.665	54.085
20	26.402	54.713	44	21.021	54.509	44	21.706	53.880	44	23.015	54.594	6	22.990	53.892
16	31.150	55.019	20	28.323	54.854	20	29.832	54.704	20	31.205	54.658	44	23.626	54.120
14	31.670	1:05.656	16	33.093	54.876	16	34.582	54.684	16	36.133	54.836	20	32.621	54.925
11	33.275	54.505	14	33.560	54.823	18	37.439	54.668	18	38.967	54.813	16	37.110	54.486
18	34.606	55.296	11	34.651	54.309	11	37.567	56.111	26	39.103	54.267	26	40.898	55.304
26	35.024	55.555	18	35.966	54.293	26	38.121	55.037	11	39.801	55.519	18	40.998	55.540
12	35.492	54.998	26	36.279	54.188	12	38.822	54.674	12	40.424	54.887	11	41.309	55.017
38	41.880	56.141	12	37.343	54.784	14	43.889	1:03.524	14	45.399	54.795	12	41.793	54.878
48	1 Lap	58.510	38	44.098	55.151	38	47.081	56.178	38	49.903	56.107	14	46.662	54.772
			48	1 Lap	57.813	48	1 Lap	58.306				38	51.717	55.323

Weather / Track : Bright / Dry

Caterham Graduates Championship - SigMax

RACE 1 - LAP CHART

LAP 21 @ 14:16:46.014			LAP 22 @ 14:17:39.609			LAP 23 @ 14:18:32.928			LAP 24 @ 14:19:26.213			LAP 25 @ 14:20:19.081		
NO	BEHIND	LAP TIME	NO	BEHIND	LAP TIME	NO	BEHIND	LAP TIME	NO	BEHIND	LAP TIME	NO	BEHIND	LAP TIME
5		53.078	5		53.595	5		53.319	5		53.285	5		52.868
7	8.173	54.074	38	1 Lap	55.393	7	8.378	53.529	7	8.717	53.624	7	9.322	53.473
48	2 Laps	59.534	7	8.168	53.590	38	1 Lap	1:03.969	25	12.016	53.562	25	12.682	53.534
25	10.901	53.400	25	11.052	53.746	25	11.739	54.006	38	1 Lap	55.930	38	1 Lap	55.201
9	23.593	54.085	48	2 Laps	58.353	48	2 Laps	58.188	9	26.205	54.320	9	27.458	54.121
28	23.671	54.084	9	24.370	54.372	9	25.170	54.119	28	26.275	54.349	28	27.516	54.109
6	24.016	54.104	6	24.786	54.365	28	25.211	53.708	6	26.495	54.434	6	27.855	54.228
44	24.379	53.831	28	24.822	54.746	6	25.346	53.879	44	27.169	54.219	44	28.168	53.867
27	2 Laps	59.989	44	25.515	54.731	44	26.235	54.039	48	2 Laps	1:02.304	48	2 Laps	58.789
20	34.535	54.992	27	2 Laps	58.497	20	37.422	54.928	20	38.883	54.746	20	40.569	54.554
16	38.692	54.660	20	35.813	54.873	27	2 Laps	59.019	16	41.846	54.586	16	43.212	54.234
18	42.851	54.931	16	39.424	54.327	16	40.545	54.440	27	2 Laps	58.555	26	47.809	54.674
26	42.884	55.064	26	43.991	54.702	26	45.264	54.592	26	46.003	54.024	11	49.142	54.745
11	43.031	54.800	18	44.249	54.993	18	45.482	54.552	11	47.265	54.872	27	2 Laps	58.540
12	43.787	55.072	11	44.478	55.042	11	45.678	54.519	18	47.554	55.357	12	50.444	55.321
14	48.732	55.148	12	45.119	54.927	12	46.190	54.390	12	47.991	55.086			
			14	50.364	55.227	14	51.702	54.657	14	52.807	54.390			

Weather / Track : Bright / Dry

Brands Hatch Indy
 Circuit Length = 1.2079 miles
 Start: 13:58 Flag 14:23 End: 14:24

Caterham Graduates Championship - SigMax

RACE 1 - LAP CHART

LAP 26 @ 14:21:11.975			LAP 27 @ 14:22:05.149			LAP 28 @ 14:22:58.380			LAP 29 @ 14:23:51.982		
NO	BEHIND	LAP TIME	NO	BEHIND	LAP TIME	NO	BEHIND	LAP TIME	NO	BEHIND	LAP TIME
5		52.894	5		53.174	5		53.231	5		53.602
14	1 Lap	54.738	27	3 Laps	58.806	12	1 Lap	54.986	12	1 Lap	54.760
7	10.016	53.588	14	1 Lap	54.808	27	3 Laps	58.759	7	10.957	53.474
25	13.479	53.691	7	10.379	53.537	7	11.085	53.937	27	3 Laps	58.890
18	1 Lap	1:17.080	25	13.968	53.663	25	15.001	54.264	25	15.159	53.760
38	1 Lap	55.870	18	1 Lap	55.421	14	1 Lap	1:07.146	14	1 Lap	55.155
9	28.725	54.161	38	1 Lap	56.072	18	1 Lap	54.794	18	1 Lap	54.907
28	28.801	54.179	28	29.484	53.857	38	1 Lap	55.013	38	1 Lap	54.524
6	28.979	54.018	9	29.621	54.070	9	30.442	54.052	9	30.654	53.814
44	29.395	54.121	6	29.816	54.011	28	30.528	54.275	28	30.714	53.788
48	2 Laps	58.619	44	30.230	54.009	6	30.592	54.007	6	31.139	54.149
20	42.070	54.395	20	43.775	54.879	44	31.091	54.092	44	31.529	54.040
16	44.528	54.210	16	45.822	54.468	20	45.250	54.706	20	46.531	54.883
26	49.582	54.667	48	2 Laps	58.181	16	46.612	54.021	16	47.171	54.161
11	50.368	54.120	26	50.869	54.461	48	2 Laps	57.699	26	53.128	54.617
12	52.732	55.182	11	51.496	54.302	26	52.113	54.475	11	54.006	54.683
						11	52.925	54.660	48	2 Laps	59.762

Weather / Track : Bright / Dry

Brands Hatch Indy
 Circuit Length = 1.2079 miles
 Start: 13:58 Flag 14:23 End: 14:24

Caterham Graduates Championship - SigMax

RACE 1 - LAP ANALYSIS

DIFF = Difference To Personal Best Lap

P1 5 Samuel WILSON				
LAP	LAP TIME	DIFF	MPH	TIME OF DAY
1 -	59.797	6.929	72.72	13:59:00.649
2 -	53.815	0.947	80.80	13:59:54.464
3 -	53.424	0.556	81.39	14:00:47.888
4 -	53.502	0.634	81.27	14:01:41.390
5 -	53.206	0.338	81.73	14:02:34.596
6 -	53.305	0.437	81.57	14:03:27.901
7 -	53.079	0.211	81.92	14:04:20.980
8 -	53.524	0.656	81.24	14:05:14.504
9 -	53.572	0.704	81.17	14:06:08.076
10 -	53.116	0.248	81.86	14:07:01.192
11 -	53.226	0.358	81.70	14:07:54.418
12 -	53.155	0.287	81.80	14:08:47.573
13 -	53.379	0.511	81.46	14:09:40.952
14 -	53.063	0.195	81.95	14:10:34.015
15 -	53.059	0.191	81.95	14:11:27.074
16 -	52.940	0.072	82.14	14:12:20.014
17 -	52.933 (3)	0.065	82.15	14:13:12.947
18 -	53.195	0.327	81.74	14:14:06.142
19 -	53.285	0.417	81.61	14:14:59.427
20 -	53.509	0.641	81.26	14:15:52.936
21 -	53.078	0.210	81.92	14:16:46.014
22 -	53.595	0.727	81.13	14:17:39.609
23 -	53.319	0.451	81.55	14:18:32.928
24 -	53.285	0.417	81.61	14:19:26.213
25 -	52.868 (1)		82.25	14:20:19.081
26 -	52.894 (2)	0.026	82.21	14:21:11.975
27 -	53.174	0.306	81.78	14:22:05.149
28 -	53.231	0.363	81.69	14:22:58.380
29 -	53.602	0.734	81.12	14:23:51.982

P2 7 Steven MCMASTER				
LAP	LAP TIME	DIFF	MPH	TIME OF DAY
1 -	1:00.061	6.647	72.40	13:59:00.913
2 -	53.857	0.443	80.74	13:59:54.770
3 -	53.655	0.241	81.04	14:00:48.425
4 -	53.464	0.050	81.33	14:01:41.889
5 -	53.730	0.316	80.93	14:02:35.619
6 -	53.701	0.287	80.97	14:03:29.320
7 -	53.501	0.087	81.28	14:04:22.821
8 -	54.204	0.790	80.22	14:05:17.025
9 -	53.539	0.125	81.22	14:06:10.564
10 -	53.788	0.374	80.84	14:07:04.352
11 -	53.721	0.307	80.94	14:07:58.073
12 -	53.414 (1)		81.41	14:08:51.487
13 -	53.459	0.045	81.34	14:09:44.946
14 -	53.671	0.257	81.02	14:10:38.617
15 -	53.540	0.126	81.22	14:11:32.157
16 -	53.444 (3)	0.030	81.36	14:12:25.601
17 -	53.609	0.195	81.11	14:13:19.210
18 -	53.973	0.559	80.56	14:14:13.183
19 -	53.500	0.086	81.28	14:15:06.683
20 -	53.430 (2)	0.016	81.38	14:16:00.113
21 -	54.074	0.660	80.41	14:16:54.187
22 -	53.590	0.176	81.14	14:17:47.777
23 -	53.529	0.115	81.23	14:18:41.306
24 -	53.624	0.210	81.09	14:19:34.930
25 -	53.473	0.059	81.32	14:20:28.403
26 -	53.588	0.174	81.14	14:21:21.991
27 -	53.537	0.123	81.22	14:22:15.528
28 -	53.937	0.523	80.62	14:23:09.465
29 -	53.474	0.060	81.32	14:24:02.939

DIFF = Difference To Personal Best Lap

P3 25 Stephen CLARK				
LAP	LAP TIME	DIFF	MPH	TIME OF DAY
1 -	1:01.711	8.364	70.46	13:59:02.563
2 -	54.303	0.956	80.08	13:59:56.866
3 -	53.825	0.478	80.79	14:00:50.691
4 -	54.100	0.753	80.38	14:01:44.791
5 -	53.808	0.461	80.81	14:02:38.599
6 -	53.704	0.357	80.97	14:03:32.303
7 -	53.668	0.321	81.02	14:04:25.971
8 -	53.347 (1)		81.51	14:05:19.318
9 -	54.236	0.889	80.17	14:06:13.554
10 -	53.573	0.226	81.17	14:07:07.127
11 -	53.447	0.100	81.36	14:08:00.574
12 -	53.371 (2)	0.024	81.47	14:08:53.945
13 -	53.519	0.172	81.25	14:09:47.464
14 -	53.718	0.371	80.95	14:10:41.182
15 -	53.612	0.265	81.11	14:11:34.794
16 -	53.544	0.197	81.21	14:12:28.338
17 -	53.660	0.313	81.03	14:13:21.998
18 -	54.348	1.001	80.01	14:14:16.346
19 -	53.694	0.347	80.98	14:15:10.040
20 -	53.475	0.128	81.32	14:16:03.515
21 -	53.400 (3)	0.053	81.43	14:16:56.915
22 -	53.746	0.399	80.91	14:17:50.661
23 -	54.006	0.659	80.52	14:18:44.667
24 -	53.562	0.215	81.18	14:19:38.229
25 -	53.534	0.187	81.23	14:20:31.763
26 -	53.691	0.344	80.99	14:21:25.454
27 -	53.663	0.316	81.03	14:22:19.117
28 -	54.264	0.917	80.13	14:23:13.381
29 -	53.760	0.413	80.88	14:24:07.141

P4 9 Gareth CORDEY				
LAP	LAP TIME	DIFF	MPH	TIME OF DAY
1 -	1:02.705	8.891	69.34	13:59:03.557
2 -	54.621	0.807	79.61	13:59:58.178
3 -	54.498	0.684	79.79	14:00:52.676
4 -	54.278	0.464	80.11	14:01:46.954
5 -	54.327	0.513	80.04	14:02:41.281
6 -	55.124	1.310	78.88	14:03:36.405
7 -	54.000 (3)	0.186	80.52	14:04:30.405
8 -	54.249	0.435	80.16	14:05:24.654
9 -	54.291	0.477	80.09	14:06:18.945
10 -	53.899 (2)	0.085	80.68	14:07:12.844
11 -	54.129	0.315	80.33	14:08:06.973
12 -	54.072	0.258	80.42	14:09:01.045
13 -	54.244	0.430	80.16	14:09:55.289
14 -	54.184	0.370	80.25	14:10:49.473
15 -	54.991	1.177	79.07	14:11:44.464
16 -	54.113	0.299	80.36	14:12:38.577
17 -	54.311	0.497	80.06	14:13:32.888
18 -	54.274	0.460	80.12	14:14:27.162
19 -	54.322	0.508	80.05	14:15:21.484
20 -	54.038	0.224	80.47	14:16:15.522
21 -	54.085	0.271	80.40	14:17:09.607
22 -	54.372	0.558	79.97	14:18:03.979
23 -	54.119	0.305	80.35	14:18:58.098
24 -	54.320	0.506	80.05	14:19:52.418
25 -	54.121	0.307	80.34	14:20:46.539
26 -	54.161	0.347	80.29	14:21:40.700
27 -	54.070	0.256	80.42	14:22:34.770
28 -	54.052	0.238	80.45	14:23:28.822

Weather / Track : Bright / Dry

Brands Hatch Indy
Circuit Length = 1.2079 miles
Start: 13:58 Flag 14:23 End: 14:24

Caterham Graduates Championship - SigMax

RACE 1 - LAP ANALYSIS

DIFF = Difference To Personal Best Lap

29 - 53.814 (1) 80.80 14:24:22.636

P5 28 Harry SENIOR				
LAP	LAP TIME	DIFF	MPH	TIME OF DAY
1 -	1:07.045	13.642	64.86	13:59:07.897
2 -	55.216	1.813	78.75	14:00:03.113
3 -	54.406	1.003	79.92	14:00:57.519
4 -	53.852	0.449	80.75	14:01:51.371
5 -	54.090	0.687	80.39	14:02:45.461
6 -	53.678	0.275	81.01	14:03:39.139
7 -	53.598	0.195	81.13	14:04:32.737
8 -	53.931	0.528	80.63	14:05:26.668
9 -	53.713	0.310	80.95	14:06:20.381
10 -	54.155	0.752	80.29	14:07:14.536
11 -	53.403 (1)		81.42	14:08:07.939
12 -	54.683	1.280	79.52	14:09:02.622
13 -	53.577 (3)	0.174	81.16	14:09:56.199
14 -	53.496 (2)	0.093	81.28	14:10:49.695
15 -	54.861	1.458	79.26	14:11:44.556
16 -	54.450	1.047	79.86	14:12:39.006
17 -	54.012	0.609	80.51	14:13:33.018
18 -	54.176	0.773	80.26	14:14:27.194
19 -	54.322	0.919	80.05	14:15:21.516
20 -	54.085	0.682	80.40	14:16:15.601
21 -	54.084	0.681	80.40	14:17:09.685
22 -	54.746	1.343	79.43	14:18:04.431
23 -	53.708	0.305	80.96	14:18:58.139
24 -	54.349	0.946	80.01	14:19:52.488
25 -	54.109	0.706	80.36	14:20:46.597
26 -	54.179	0.776	80.26	14:21:40.776
27 -	53.857	0.454	80.74	14:22:34.633
28 -	54.275	0.872	80.12	14:23:28.908
29 -	53.788	0.385	80.84	14:24:22.696

P6 6 Glenn BURTEENSHAW				
LAP	LAP TIME	DIFF	MPH	TIME OF DAY
1 -	1:02.097	8.222	70.02	13:59:02.949
2 -	54.622	0.747	79.61	13:59:57.571
3 -	54.277	0.402	80.11	14:00:51.848
4 -	54.232	0.357	80.18	14:01:46.080
5 -	54.593	0.718	79.65	14:02:40.673
6 -	55.084	1.209	78.94	14:03:35.757
7 -	53.875 (1)		80.71	14:04:29.632
8 -	54.062	0.187	80.43	14:05:23.694
9 -	54.563	0.688	79.69	14:06:18.257
10 -	54.177	0.302	80.26	14:07:12.434
11 -	54.327	0.452	80.04	14:08:06.761
12 -	54.204	0.329	80.22	14:09:00.965
13 -	54.476	0.601	79.82	14:09:55.441
14 -	54.134	0.259	80.33	14:10:49.575
15 -	55.272	1.397	78.67	14:11:44.847
16 -	54.117	0.242	80.35	14:12:38.964
17 -	54.256	0.381	80.14	14:13:33.220
18 -	54.306	0.431	80.07	14:14:27.526
19 -	54.508	0.633	79.77	14:15:22.034
20 -	53.892 (3)	0.017	80.69	14:16:15.926
21 -	54.104	0.229	80.37	14:17:10.030
22 -	54.365	0.490	79.98	14:18:04.395
23 -	53.879 (2)	0.004	80.71	14:18:58.274
24 -	54.434	0.559	79.88	14:19:52.708
25 -	54.228	0.353	80.19	14:20:46.936
26 -	54.018	0.143	80.50	14:21:40.954
27 -	54.011	0.136	80.51	14:22:34.965

DIFF = Difference To Personal Best Lap

28 - 54.007 0.132 80.51 14:23:28.972
29 - 54.149 0.274 80.30 14:24:23.121

P7 44 Charles ELLIOTT				
LAP	LAP TIME	DIFF	MPH	TIME OF DAY
1 -	1:02.636	9.072	69.42	13:59:03.488
2 -	54.649	1.085	79.57	13:59:58.137
3 -	54.369	0.805	79.98	14:00:52.506
4 -	54.346	0.782	80.01	14:01:46.852
5 -	54.221	0.657	80.20	14:02:41.073
6 -	54.921	1.357	79.17	14:03:35.994
7 -	54.287	0.723	80.10	14:04:30.281
8 -	54.217	0.653	80.20	14:05:24.498
9 -	54.227	0.663	80.19	14:06:18.725
10 -	54.910	1.346	79.19	14:07:13.635
11 -	53.950	0.386	80.60	14:08:07.585
12 -	55.400	1.836	78.49	14:09:02.985
13 -	53.867 (3)	0.303	80.72	14:09:56.852
14 -	53.564 (1)		81.18	14:10:50.416
15 -	54.676	1.112	79.53	14:11:45.092
16 -	54.367	0.803	79.98	14:12:39.459
17 -	54.509	0.945	79.77	14:13:33.968
18 -	53.880	0.316	80.70	14:14:27.848
19 -	54.594	1.030	79.65	14:15:22.442
20 -	54.120	0.556	80.35	14:16:16.562
21 -	53.831 (2)	0.267	80.78	14:17:10.393
22 -	54.731	1.167	79.45	14:18:05.124
23 -	54.039	0.475	80.47	14:18:59.163
24 -	54.219	0.655	80.20	14:19:53.382
25 -	53.867 (3)	0.303	80.72	14:20:47.249
26 -	54.121	0.557	80.34	14:21:41.370
27 -	54.009	0.445	80.51	14:22:35.379
28 -	54.092	0.528	80.39	14:23:29.471
29 -	54.040	0.476	80.47	14:24:23.511

P8 20 Andy MOLSON				
LAP	LAP TIME	DIFF	MPH	TIME OF DAY
1 -	1:03.143	8.748	68.86	13:59:03.995
2 -	54.681	0.286	79.52	13:59:58.676
3 -	55.416	1.021	78.47	14:00:54.092
4 -	54.528 (3)	0.133	79.74	14:01:48.620
5 -	54.743	0.348	79.43	14:02:43.363
6 -	54.598	0.203	79.64	14:03:37.961
7 -	54.422 (2)	0.027	79.90	14:04:32.383
8 -	54.909	0.514	79.19	14:05:27.292
9 -	54.741	0.346	79.43	14:06:22.033
10 -	54.602	0.207	79.64	14:07:16.635
11 -	54.756	0.361	79.41	14:08:11.391
12 -	54.934	0.539	79.16	14:09:06.325
13 -	54.894	0.499	79.21	14:10:01.219
14 -	55.053	0.658	78.98	14:10:56.272
15 -	55.431	1.036	78.45	14:11:51.703
16 -	54.713	0.318	79.48	14:12:46.416
17 -	54.854	0.459	79.27	14:13:41.270
18 -	54.704	0.309	79.49	14:14:35.974
19 -	54.658	0.263	79.56	14:15:30.632
20 -	54.925	0.530	79.17	14:16:25.557
21 -	54.992	0.597	79.07	14:17:20.549
22 -	54.873	0.478	79.24	14:18:15.422
23 -	54.928	0.533	79.16	14:19:10.350
24 -	54.746	0.351	79.43	14:20:05.096
25 -	54.554	0.159	79.71	14:20:59.650
26 -	54.395 (1)		79.94	14:21:54.045

Weather / Track : Bright / Dry

Brands Hatch Indy
Circuit Length = 1.2079 miles
Start: 13:58 Flag 14:23 End: 14:24

Caterham Graduates Championship - SigMax

RACE 1 - LAP ANALYSIS

DIFF = Difference To Personal Best Lap

27 -	54.879	0.484	79.23	14:22:48.924
28 -	54.706	0.311	79.49	14:23:43.630
29 -	54.883	0.488	79.23	14:24:38.513

P9 16 Simon GRIFFITHS				
LAP	LAP TIME	DIFF	MPH	TIME OF DAY
1 -	1:01.773	7.752	70.39	13:59:02.625
2 -	54.876	0.855	79.24	13:59:57.501
3 -	54.237	0.216	80.17	14:00:51.738
4 -	54.329	0.308	80.04	14:01:46.067
5 -	54.503	0.482	79.78	14:02:40.570
6 -	54.845	0.824	79.28	14:03:35.415
7 -	54.538	0.517	79.73	14:04:29.953
8 -	54.242	0.221	80.17	14:05:24.195
9 -	54.380	0.359	79.96	14:06:18.575
10 -	54.489	0.468	79.80	14:07:13.064
11 -	54.331	0.310	80.03	14:08:07.395
12 -	1:04.477	10.456	67.44	14:09:11.872
13 -	55.099	1.078	78.92	14:10:06.971
14 -	54.657	0.636	79.56	14:11:01.628
15 -	54.517	0.496	79.76	14:11:56.145
16 -	55.019	0.998	79.03	14:12:51.164
17 -	54.876	0.855	79.24	14:13:46.040
18 -	54.684	0.663	79.52	14:14:40.724
19 -	54.836	0.815	79.30	14:15:35.560
20 -	54.486	0.465	79.81	14:16:30.046
21 -	54.660	0.639	79.55	14:17:24.706
22 -	54.327	0.306	80.04	14:18:19.033
23 -	54.440	0.419	79.87	14:19:13.473
24 -	54.586	0.565	79.66	14:20:08.059
25 -	54.234	0.213	80.18	14:21:02.293
26 -	54.210 (3)	0.189	80.21	14:21:56.503
27 -	54.468	0.447	79.83	14:22:50.971
28 -	54.021 (1)		80.49	14:23:44.992
29 -	54.161 (2)	0.140	80.29	14:24:39.153

P10 26 Stephen ARNELL				
LAP	LAP TIME	DIFF	MPH	TIME OF DAY
1 -	1:06.017	11.993	65.87	13:59:06.869
2 -	57.232	3.208	75.98	14:00:04.101
3 -	55.981	1.957	77.68	14:01:00.082
4 -	55.856	1.832	77.85	14:01:55.938
5 -	55.202	1.178	78.77	14:02:51.140
6 -	54.880	0.856	79.23	14:03:46.020
7 -	54.538	0.514	79.73	14:04:40.558
8 -	55.574	1.550	78.24	14:05:36.132
9 -	54.806	0.782	79.34	14:06:30.938
10 -	54.663	0.639	79.55	14:07:25.601
11 -	54.718	0.694	79.47	14:08:20.319
12 -	54.861	0.837	79.26	14:09:15.180
13 -	54.841	0.817	79.29	14:10:10.021
14 -	54.830	0.806	79.31	14:11:04.851
15 -	54.632	0.608	79.59	14:11:59.483
16 -	55.555	1.531	78.27	14:12:55.038
17 -	54.188 (2)	0.164	80.25	14:13:49.226
18 -	55.037	1.013	79.01	14:14:44.263
19 -	54.267 (3)	0.243	80.13	14:15:38.530
20 -	55.304	1.280	78.63	14:16:33.834
21 -	55.064	1.040	78.97	14:17:28.898
22 -	54.702	0.678	79.49	14:18:23.600
23 -	54.592	0.568	79.65	14:19:18.192
24 -	54.024 (1)		80.49	14:20:12.216
25 -	54.674	0.650	79.53	14:21:06.890

DIFF = Difference To Personal Best Lap

26 -	54.667	0.643	79.54	14:22:01.557
27 -	54.461	0.437	79.84	14:22:56.018
28 -	54.475	0.451	79.82	14:23:50.493
29 -	54.617	0.593	79.61	14:24:45.110

P11 11 Peter MARSH				
LAP	LAP TIME	DIFF	MPH	TIME OF DAY
1 -	1:05.120	11.000	66.77	13:59:05.972
2 -	56.179	2.059	77.40	14:00:02.151
3 -	55.710	1.590	78.05	14:00:57.861
4 -	55.101	0.981	78.92	14:01:52.962
5 -	55.178	1.058	78.81	14:02:48.140
6 -	55.264	1.144	78.68	14:03:43.404
7 -	55.270	1.150	78.67	14:04:38.674
8 -	54.716	0.596	79.47	14:05:33.390
9 -	55.685	1.565	78.09	14:06:29.075
10 -	54.974	0.854	79.10	14:07:24.049
11 -	55.448	1.328	78.42	14:08:19.497
12 -	55.062	0.942	78.97	14:09:14.559
13 -	54.845	0.725	79.28	14:10:09.404
14 -	54.806	0.686	79.34	14:11:04.210
15 -	54.574	0.454	79.68	14:11:58.784
16 -	54.505	0.385	79.78	14:12:53.289
17 -	54.309 (3)	0.189	80.07	14:13:47.598
18 -	56.111	1.991	77.50	14:14:43.709
19 -	55.519	1.399	78.32	14:15:39.228
20 -	55.017	0.897	79.04	14:16:34.245
21 -	54.800	0.680	79.35	14:17:29.045
22 -	55.042	0.922	79.00	14:18:24.087
23 -	54.519	0.399	79.76	14:19:18.606
24 -	54.872	0.752	79.24	14:20:13.478
25 -	54.745	0.625	79.43	14:21:08.223
26 -	54.120 (1)		80.35	14:22:02.343
27 -	54.302 (2)	0.182	80.08	14:22:56.645
28 -	54.660	0.540	79.55	14:23:51.305
29 -	54.683	0.563	79.52	14:24:45.988

P12 12 Michael DOWNING				
LAP	LAP TIME	DIFF	MPH	TIME OF DAY
1 -	1:05.532	11.142	66.35	13:59:06.384
2 -	56.627	2.237	76.79	14:00:03.011
3 -	55.774	1.384	77.96	14:00:58.785
4 -	55.189	0.799	78.79	14:01:53.974
5 -	55.237	0.847	78.72	14:02:49.211
6 -	54.614	0.224	79.62	14:03:43.825
7 -	55.709	1.319	78.05	14:04:39.534
8 -	56.423	2.033	77.07	14:05:35.957
9 -	54.883	0.493	79.23	14:06:30.840
10 -	55.523	1.133	78.32	14:07:26.363
11 -	54.571 (3)	0.181	79.68	14:08:20.934
12 -	54.525 (2)	0.135	79.75	14:09:15.459
13 -	54.806	0.416	79.34	14:10:10.265
14 -	55.375	0.985	78.53	14:11:05.640
15 -	54.868	0.478	79.25	14:12:00.508
16 -	54.998	0.608	79.06	14:12:55.506
17 -	54.784	0.394	79.37	14:13:50.290
18 -	54.674	0.284	79.53	14:14:44.964
19 -	54.887	0.497	79.22	14:15:39.851
20 -	54.878	0.488	79.24	14:16:34.729
21 -	55.072	0.682	78.96	14:17:29.801
22 -	54.927	0.537	79.17	14:18:24.728
23 -	54.390 (1)		79.95	14:19:19.118
24 -	55.086	0.696	78.94	14:20:14.204

Weather / Track : Bright / Dry

Brands Hatch Indy
Circuit Length = 1.2079 miles
Start: 13:58 Flag 14:23 End: 14:24

Caterham Graduates Championship - SigMax

RACE 1 - LAP ANALYSIS

DIFF = Difference To Personal Best Lap

25 -	55.321	0.931	78.60	14:21:09.525
26 -	55.182	0.792	78.80	14:22:04.707
27 -	54.986	0.596	79.08	14:22:59.693
28 -	54.760	0.370	79.41	14:23:54.453

DIFF = Difference To Personal Best Lap

26 -	56.072	1.548	77.55	14:22:27.088
27 -	55.013 (3)	0.489	79.04	14:23:22.101
28 -	54.524 (1)		79.75	14:24:16.625

P13 14 Peter MARSHALL				
LAP	LAP TIME	DIFF	MPH	TIME OF DAY
1 -	1:03.298	9.340	68.69	13:59:04.150
2 -	54.731	0.773	79.45	13:59:58.881
3 -	55.391	1.433	78.50	14:00:54.272
4 -	54.243	0.285	80.16	14:01:48.515
5 -	55.076	1.118	78.95	14:02:43.591
6 -	54.875	0.917	79.24	14:03:38.466
7 -	54.142	0.184	80.31	14:04:32.608
8 -	54.636	0.678	79.59	14:05:27.244
9 -	54.104	0.146	80.37	14:06:21.348
10 -	54.173	0.215	80.27	14:07:15.521
11 -	54.015 (3)	0.057	80.50	14:08:09.536
12 -	54.167	0.209	80.28	14:09:03.703
13 -	54.393	0.435	79.94	14:09:58.096
14 -	53.958 (1)		80.59	14:10:52.054
15 -	53.974 (2)	0.016	80.56	14:11:46.028
16 -	1:05.656	11.698	66.23	14:12:51.684
17 -	54.823	0.865	79.32	14:13:46.507
18 -	1:03.524	9.566	68.45	14:14:50.031
19 -	54.795	0.837	79.36	14:15:44.826
20 -	54.772	0.814	79.39	14:16:39.598
21 -	55.148	1.190	78.85	14:17:34.746
22 -	55.227	1.269	78.74	14:18:29.973
23 -	54.657	0.699	79.56	14:19:24.630
24 -	54.390	0.432	79.95	14:20:19.020
25 -	54.738	0.780	79.44	14:21:13.758
26 -	54.808	0.850	79.34	14:22:08.566
27 -	1:07.146	13.188	64.76	14:23:15.712
28 -	55.155	1.197	78.84	14:24:10.867

P15 18 Mark JONES				
LAP	LAP TIME	DIFF	MPH	TIME OF DAY
1 -	1:05.422	11.129	66.46	13:59:06.274
2 -	56.706	2.413	76.68	14:00:02.980
3 -	56.796	2.503	76.56	14:00:59.776
4 -	55.316	1.023	78.61	14:01:55.092
5 -	54.501 (2)	0.208	79.78	14:02:49.593
6 -	54.935	0.642	79.15	14:03:44.528
7 -	55.175	0.882	78.81	14:04:39.703
8 -	55.585	1.292	78.23	14:05:35.288
9 -	54.787	0.494	79.37	14:06:30.075
10 -	54.565	0.272	79.69	14:07:24.640
11 -	55.198	0.905	78.78	14:08:19.838
12 -	55.138	0.845	78.86	14:09:14.976
13 -	54.791	0.498	79.36	14:10:09.767
14 -	54.799	0.506	79.35	14:11:04.566
15 -	54.758	0.465	79.41	14:11:59.324
16 -	55.296	1.003	78.64	14:12:54.620
17 -	54.293 (1)		80.09	14:13:48.913
18 -	54.668	0.375	79.54	14:14:43.581
19 -	54.813	0.520	79.33	14:15:38.394
20 -	55.540	1.247	78.29	14:16:33.934
21 -	54.931	0.638	79.16	14:17:28.865
22 -	54.993	0.700	79.07	14:18:23.858
23 -	54.552 (3)	0.259	79.71	14:19:18.410
24 -	55.357	1.064	78.55	14:20:13.767
25 -	1:17.080	22.787	56.41	14:21:30.847
26 -	55.421	1.128	78.46	14:22:26.268
27 -	54.794	0.501	79.36	14:23:21.062
28 -	54.907	0.614	79.19	14:24:15.969

P14 38 Daren FORD				
LAP	LAP TIME	DIFF	MPH	TIME OF DAY
1 -	1:05.073	10.549	66.82	13:59:05.925
2 -	56.259	1.735	77.29	14:00:02.184
3 -	57.406	2.882	75.75	14:00:59.590
4 -	55.778	1.254	77.96	14:01:55.368
5 -	56.534	2.010	76.92	14:02:51.902
6 -	55.816	1.292	77.90	14:03:47.718
7 -	55.647	1.123	78.14	14:04:43.365
8 -	55.682	1.158	78.09	14:05:39.047
9 -	54.923 (2)	0.399	79.17	14:06:33.970
10 -	55.116	0.592	78.89	14:07:29.086
11 -	55.081	0.557	78.94	14:08:24.167
12 -	55.707	1.183	78.06	14:09:19.874
13 -	55.078	0.554	78.95	14:10:14.952
14 -	55.144	0.620	78.85	14:11:10.096
15 -	55.657	1.133	78.13	14:12:05.753
16 -	56.141	1.617	77.45	14:13:01.894
17 -	55.151	0.627	78.84	14:13:57.045
18 -	56.178	1.654	77.40	14:14:53.223
19 -	56.107	1.583	77.50	14:15:49.330
20 -	55.323	0.799	78.60	14:16:44.653
21 -	55.393	0.869	78.50	14:17:40.046
22 -	1:03.969	9.445	67.97	14:18:44.015
23 -	55.930	1.406	77.75	14:19:39.945
24 -	55.201	0.677	78.77	14:20:35.146
25 -	55.870	1.346	77.83	14:21:31.016

P16 48 Andrew RALPH				
LAP	LAP TIME	DIFF	MPH	TIME OF DAY
1 -	1:09.131	11.432	62.90	13:59:09.983
2 -	59.416	1.717	73.18	14:00:09.399
3 -	1:00.087	2.388	72.37	14:01:09.486
4 -	1:00.078	2.379	72.38	14:02:09.564
5 -	1:00.198	2.499	72.23	14:03:09.762
6 -	1:00.266	2.567	72.15	14:04:10.028
7 -	59.365	1.666	73.25	14:05:09.393
8 -	59.801	2.102	72.71	14:06:09.194
9 -	58.988	1.289	73.72	14:07:08.182
10 -	59.515	1.816	73.06	14:08:07.697
11 -	59.472	1.773	73.12	14:09:07.169
12 -	58.727	1.028	74.04	14:10:05.896
13 -	59.593	1.894	72.97	14:11:05.489
14 -	58.291	0.592	74.60	14:12:03.780
15 -	58.510	0.811	74.32	14:13:02.290
16 -	57.813 (2)	0.114	75.21	14:14:00.103
17 -	58.306	0.607	74.58	14:14:58.409
18 -	58.595	0.896	74.21	14:15:57.004
19 -	59.534	1.835	73.04	14:16:56.538
20 -	58.353	0.654	74.52	14:17:54.891
21 -	58.188	0.489	74.73	14:18:53.079
22 -	1:02.304	4.605	69.79	14:19:55.383
23 -	58.789	1.090	73.96	14:20:54.172
24 -	58.619	0.920	74.18	14:21:52.791
25 -	58.181 (3)	0.482	74.74	14:22:50.972
26 -	57.699 (1)		75.36	14:23:48.671

Weather / Track : Bright / Dry

Brands Hatch Indy
Circuit Length = 1.2079 miles
Start: 13:58 Flag 14:23 End: 14:24

Caterham Graduates Championship - SigMax

RACE 1 - LAP ANALYSIS

DIFF = Difference To Personal Best Lap

27 - 59.762 2.063 72.76 14:24:48.433

P17 27 Philip CLARKE				
LAP	LAP TIME	DIFF	MPH	TIME OF DAY
1 -	1:11.231	13.144	61.04	13:59:12.083
2 -	1:00.694	2.607	71.64	14:00:12.777
3 -	1:00.801	2.714	71.52	14:01:13.578
4 -	1:01.267	3.180	70.97	14:02:14.845
5 -	1:01.230	3.143	71.02	14:03:16.075
6 -	1:01.365	3.278	70.86	14:04:17.440
7 -	1:01.140	3.053	71.12	14:05:18.580
8 -	1:00.782	2.695	71.54	14:06:19.362
9 -	1:01.089	3.002	71.18	14:07:20.451
10 -	1:00.219	2.132	72.21	14:08:20.670
11 -	59.269	1.182	73.37	14:09:19.939
12 -	59.435	1.348	73.16	14:10:19.374
13 -	59.400	1.313	73.20	14:11:18.774
14 -	59.119	1.032	73.55	14:12:17.893
15 -	59.318	1.231	73.31	14:13:17.211
16 -	59.705	1.618	72.83	14:14:16.916
17 -	58.087 (1)		74.86	14:15:15.003
18 -	58.936	0.849	73.78	14:16:13.939
19 -	59.989	1.902	72.49	14:17:13.928
20 -	58.497 (2)	0.410	74.33	14:18:12.425
21 -	59.019	0.932	73.68	14:19:11.444
22 -	58.555	0.468	74.26	14:20:09.999
23 -	58.540 (3)	0.453	74.28	14:21:08.539
24 -	58.806	0.719	73.94	14:22:07.345
25 -	58.759	0.672	74.00	14:23:06.104
26 -	58.890	0.803	73.84	14:24:04.994

Weather / Track : Bright / Dry

Results can be found at www.tsl-timing.com

Page 5 of 5

Brands Hatch Indy
Circuit Length = 1.2079 miles
Start: 13:58 Flag 14:23 End: 14:24

Printed - 14:26 Saturday, 22 June 2019

Caterham Graduates Championship - SigMax

RACE 1 - POSITION CHART

No	Name	Lap																														
		Pos	1	2	3	4	5	6	7	8	9	10	11	12	13	14	15	16	17	18	19	20	21	22	23	24	25	26	27	28	29	
5	WILSON	1	5	5	5	5	5	5	5	5	5	5	5	5	5	5	5	5	5	5	5	5	5	5	5	5	5	5	5	5	5	
25	CLARK	2	7	7	7	7	7	7	7	7	7	7	7	7	7	7	7	7	7	7	7	7	7	7	7	7	7	7	7	7	7	
7	MCMASTER	3	25	25	25	25	25	25	25	25	25	25	25	25	25	25	25	25	25	25	25	25	25	25	25	25	25	25	25	25	25	
28	SENIOR	4	16	16	16	16	16	16	6	6	6	6	6	6	9	9	9	9	9	9	9	9	9	9	9	9	9	9	28	9	9	
6	BURTENSHAW	5	6	6	6	6	6	6	16	16	16	9	9	9	6	6	28	6	28	28	28	28	28	28	6	28	28	28	28	9	28	28
44	ELLIOTT	6	44	44	44	44	44	44	44	44	16	16	28	28	28	6	28	6	6	6	6	6	6	28	6	6	6	6	6	6	6	6
9	CORDEY	7	9	9	9	9	9	9	9	9	44	44	44	44	44	44	44	44	44	44	44	44	44	44	44	44	44	44	44	44	44	44
16	GRIFFITHS	8	20	20	20	14	20	20	20	28	28	28	28	14	14	14	14	20	20	20	20	20	20	20	20	20	20	20	20	20	20	20
20	MOLSOM	9	14	14	14	20	14	14	14	14	14	14	20	20	20	20	16	16	16	16	16	16	16	16	16	16	16	16	16	16	16	16
14	MARSHALL	10	38	11	28	28	28	28	28	20	20	20	20	16	16	16	16	14	14	18	18	26	18	26	26	26	26	26	26	26	26	26
18	JONES	11	11	38	11	11	11	11	11	11	11	11	11	11	11	11	11	11	11	26	18	26	18	18	11	11	11	11	11	11	11	11
11	MARSH	12	18	18	12	12	12	12	12	18	18	18	18	18	18	18	18	18	18	26	11	11	11	11	11	18	12	12	12	12	12	
26	ARNELL	13	12	12	38	18	18	18	18	12	12	26	26	26	26	26	26	26	26	12	12	12	12	12	12	12	14	14	14	14	14	
38	FORD	14	26	28	18	38	26	26	26	26	12	12	12	12	12	12	12	12	14	14	14	14	14	14	14	14	18	18	18	18	18	
12	DOWNING	15	28	26	26	26	38	38	38	38	38	38	38	38	38	38	38	38	38	38	38	38	38	38	38	38	38	38	38	38	38	38
48	RALPH	16	48	48	48	48	48	48	48	48	48	48	48	48	48	48	48	48	48	48	48	48	48	48	48	48	48	48	48	48	48	48
27	CLARKE	17	27	27	27	27	27	27	27	27	27	27	27	27	27	27	27	27	27	27	27	27	27	27	27	27	27	27	27	27	27	27

Weather / Track : Bright / Dry

Brands Hatch Indy
 Circuit Length = 1.2079 miles
 Start: 13:58 Flag 14:23 End: 14:24

Results can be found at www.tsl-timing.com

Printed - 14:27 Saturday, 22 June 2019

Caterham Graduates Championship - SigMax

RACE 1 - STATISTICS

Competitors Started 17
Planned Start 2019-06-22 @ 14:00:00.000
Actual Start 2019-06-22 @ 13:58:00.851
Finish Time 2019-06-22 @ 14:23:51.754
Track Length 1.2079mi.
Total Laps 484
Total Distance Covered 584.6456mi.

Session Fastest Lap History

NO	NAME	LAP TIME	TIME OF DAY	LAP	VEHICLE
5	Samuel WILSON	59.797	13:59:00.658	1	Caterham 7 SigMax 1600
5	Samuel WILSON	53.815	13:59:54.472	2	Caterham 7 SigMax 1600
5	Samuel WILSON	53.424	14:00:47.897	3	Caterham 7 SigMax 1600
5	Samuel WILSON	53.206	14:02:34.605	5	Caterham 7 SigMax 1600
5	Samuel WILSON	53.079	14:04:20.989	7	Caterham 7 SigMax 1600
5	Samuel WILSON	53.063	14:10:34.023	14	Caterham 7 SigMax 1600
5	Samuel WILSON	53.059	14:11:27.082	15	Caterham 7 SigMax 1600
5	Samuel WILSON	52.940	14:12:20.022	16	Caterham 7 SigMax 1600
5	Samuel WILSON	52.933	14:13:12.956	17	Caterham 7 SigMax 1600
5	Samuel WILSON	52.868	14:20:19.081	25	Caterham 7 SigMax 1600

Session Leader History

NO	NAME	FROM LAP	LAPS LED	DISTANCE	VEHICLE
5	Samuel WILSON	1	29	35.03 miles	Caterham 7 SigMax 1600

Flag History

TYPE	TIME OF DAY
GREEN	13:58:00.851
FINISH	14:23:51.754

Flag Statistics

TYPE	COUNT	TOTAL LAPS	TOTAL TIME
Green	1	29	26:55.811
Red	0	0	0.000
Safety Car	0	0	0.000
FCY	0	0	0.000

Weather / Track : Bright / Dry

These results are provisional until the conclusion of any judicial and technical matters.

Brands Hatch Indy

Circuit Length = 1.2079 miles

Start: 13:58 Flag 14:23 End: 14:24

Clerk Of Course :	Timekeeper :
-------------------	--------------

Caterham Graduates Championship - SigMax

RACE 8 - CLASSIFICATION

POS	NO	NAME	ENTRY	LAPS	TIME	GAP	DIFF	MPH	BEST	ON
1	25	Stephen CLARK	Caterham 7 SigMax 1600	32	30:08.398			76.94	53.254	24
2	28	Harry SENIOR	Caterham 7 SigMax 1600	32	30:08.559	0.161	0.161	76.94	53.057	29
3	7	Steven MCMASTER	Caterham 7 SigMax 1600	32	30:08.663	0.265	0.104	76.93	52.959	27
4	9	Gareth CORDEY	Caterham 7 SigMax 1600	32	30:09.181	0.783	0.518	76.91	53.211	27
5	44	Charles ELLIOTT	Caterham 7 SigMax 1600	32	30:18.726	10.328	9.545	76.51	53.597	14
6	16	Simon GRIFFITHS	Caterham 7 SigMax 1600	32	30:21.928	13.530	3.202	76.37	53.750	11
7	14	Peter MARSHALL	Caterham 7 SigMax 1600	32	30:31.136	22.738	9.208	75.99	53.835	11
8	20	Andy MOLSOM	Caterham 7 SigMax 1600	32	30:36.088	27.690	4.952	75.78	54.088	22
9	11	Peter MARSH	Caterham 7 SigMax 1600	32	30:36.473	28.075	0.385	75.77	54.272	24
10	26	Stephen ARNELL	Caterham 7 SigMax 1600	32	30:36.668	28.270	0.195	75.76	54.251	11
11	18	Mark JONES	Caterham 7 SigMax 1600	32	30:39.296	30.898	2.628	75.65	54.386	21
12	12	Michael DOWNING	Caterham 7 SigMax 1600	32	30:40.523	32.125	1.227	75.60	54.385	18
13	38	Daren FORD	Caterham 7 SigMax 1600	32	30:49.713	41.315	9.190	75.23	54.510	17
14	27	Philip CLARKE	Caterham 7 SigMax 1600	31	30:52.562	1 Lap	1 Lap	72.76	56.404	28
15	48	Andrew RALPH	Caterham 7 SigMax 1600	31	30:54.420	1 Lap	1.858	72.69	56.444	31

NOT CLASSIFIED

DNF	6	Glenn BURTENSHAW	Caterham 7 SigMax 1600	4	3:44.944	28 Laps	27 Laps	77.32	53.652	4
DNF	5	Samuel WILSON	Caterham 7 SigMax 1600	0						

FASTEST LAP

	7	Steven MCMASTER	Caterham 7 SigMax 1600	27	52.959			82.11 mph	132.14 kph	
--	---	-----------------	------------------------	----	--------	--	--	-----------	------------	--

Weather / Track : Bright / Dry

These results are provisional until the conclusion of any judicial and technical matters.

Brands Hatch Indy

Circuit Length = 1.2079 miles

Start: 14:20 Flag 14:50 End: 14:51

Clerk Of Course :		Timekeeper :	
-------------------	--	--------------	--

Caterham Graduates Championship - SigMax

RACE 8 - LAP CHART

LAP 1 @ 14:21:46.968			LAP 2 @ 14:22:41.316			LAP 3 @ 14:23:35.583			LAP 4 @ 14:24:29.514			LAP 5 @ 14:25:23.375		
NO	BEHIND	LAP TIME	NO	BEHIND	LAP TIME	NO	BEHIND	LAP TIME	NO	BEHIND	LAP TIME	NO	BEHIND	LAP TIME
7		1:00.806	25		54.213	25		54.267	25		53.931	25		53.861
25	0.135	1:00.941	7	0.125	54.473	7	0.111	54.253	7	0.085	53.905	7	0.047	53.823
44	0.728	1:01.534	44	0.905	54.525	44	0.791	54.153	28	0.881	53.851	28	0.369	53.349
16	1.140	1:01.946	28	1.450	54.642	28	0.961	53.778	44	1.245	54.385	44	1.406	54.022
28	1.156	1:01.962	16	1.576	54.784	16	1.858	54.549	6	1.592	53.652	16	3.366	54.494
6	1.591	1:02.397	6	1.737	54.494	6	1.871	54.401	16	2.733	54.806	9	3.398	54.042
20	2.183	1:02.989	9	2.956	54.815	9	2.832	54.143	9	3.217	54.316	20	7.360	55.536
9	2.489	1:03.295	20	4.059	56.224	20	4.636	54.844	20	5.685	54.980	26	7.629	55.225
26	3.525	1:04.331	26	4.539	55.362	26	5.223	54.951	26	6.265	54.973	14	7.733	54.259
18	3.983	1:04.789	18	5.449	55.814	18	6.474	55.292	14	7.335	54.725	18	10.154	55.637
12	4.550	1:05.356	12	6.184	55.982	14	6.541	54.565	18	8.378	55.835	11	10.197	55.296
14	4.589	1:05.395	14	6.243	56.002	12	7.664	55.747	11	8.762	54.970	12	11.358	55.479
38	5.748	1:06.554	11	7.053	55.598	11	7.723	54.937	12	9.740	56.007	38	16.682	56.761
11	5.803	1:06.609	38	8.665	57.265	38	11.423	57.025	38	13.782	56.290	48	28.940	59.247
48	7.982	1:08.788	48	12.608	58.974	48	18.001	59.660	48	23.554	59.484	27	31.577	59.945
27	9.831	1:10.637	27	15.083	59.600	27	20.046	59.230	27	25.493	59.378			

Weather / Track : Bright / Dry

Brands Hatch Indy
 Circuit Length = 1.2079 miles
 Start: 14:20 Flag 14:50 End: 14:51

Caterham Graduates Championship - SigMax

RACE 8 - LAP CHART

LAP 6 @ 14:26:17.894			LAP 7 @ 14:27:27.156			LAP 8 @ 14:28:46.240			LAP 9 @ 14:30:19.597			LAP 10 @ 14:31:13.689		
NO	BEHIND	LAP TIME	NO	BEHIND	LAP TIME	NO	BEHIND	LAP TIME	NO	BEHIND	LAP TIME	NO	BEHIND	LAP TIME
7		54.472	7		1:09.262	7		1:19.084	7		1:33.357	25		53.728
25	0.142	54.661	25	0.547	1:09.667	25	0.495	1:19.032	25	0.364	1:33.226	7	0.049	54.141
28	0.707	54.857	28	1.576	1:10.131	28	1.153	1:18.661	28	1.318	1:33.522	28	0.775	53.549
44	1.216	54.329	44	2.050	1:10.096	44	1.775	1:18.809	44	1.629	1:33.211	44	1.391	53.854
9	3.100	54.221	9	2.563	1:08.725	9	2.043	1:18.564	9	2.014	1:33.328	9	1.892	53.970
16	3.544	54.697	16	2.812	1:08.530	16	2.468	1:18.740	16	2.099	1:32.988	16	2.166	54.159
14	8.826	55.612	14	4.669	1:05.105	14	3.661	1:18.076	14	3.264	1:32.960	14	3.657	54.485
20	9.251	56.410	20	6.514	1:06.525	20	4.275	1:16.845	20	4.264	1:33.346	26	5.445	55.238
26	10.621	57.511	26	7.294	1:05.935	26	5.106	1:16.896	26	4.299	1:32.550	20	5.593	55.421
11	11.830	56.152	11	7.612	1:05.044	11	5.630	1:17.102	11	4.832	1:32.559	11	6.474	55.734
18	12.291	56.656	18	8.197	1:05.168	18	6.332	1:17.219	18	5.700	1:32.725	18	7.128	55.520
12	13.393	56.554	12	8.836	1:04.705	12	6.908	1:17.156	12	6.647	1:33.096	12	7.873	55.318
38	42.917	1:20.754	38	55.817	1:22.162	38	36.316	59.583	38	6.987	1:04.028	38	8.755	55.860
48	44.037	1:09.616	48	56.155	1:21.380	48	37.206	1:00.135	48	8.959	1:05.110	48	12.790	57.923
27	45.729	1:08.671	27	59.090	1:22.623	27	40.129	1:00.123	27	10.257	1:03.485	27	14.803	58.638

Weather / Track : Bright / Dry

Brands Hatch Indy
 Circuit Length = 1.2079 miles
 Start: 14:20 Flag 14:50 End: 14:51

Caterham Graduates Championship - SigMax

RACE 8 - LAP CHART

LAP 11 @ 14:32:07.569			LAP 12 @ 14:33:01.153			LAP 13 @ 14:33:55.104			LAP 14 @ 14:34:48.827			LAP 15 @ 14:35:42.950		
NO	BEHIND	LAP TIME	NO	BEHIND	LAP TIME	NO	BEHIND	LAP TIME	NO	BEHIND	LAP TIME	NO	BEHIND	LAP TIME
25		53.880	25		53.584	25		53.951	25		53.723	25		54.123
7	0.080	53.911	28	0.131	53.466	28	0.031	53.851	28	0.126	53.818	28	0.001	53.998
28	0.249	53.354	7	0.491	53.995	7	0.335	53.795	7	0.263	53.651	7	0.221	54.081
44	1.343	53.832	9	1.582	53.787	9	1.307	53.676	9	0.992	53.408	9	0.489	53.620
9	1.379	53.367	44	2.071	54.312	44	1.768	53.648	44	1.642	53.597	44	1.265	53.746
16	2.036	53.750	16	2.300	53.848	16	2.117	53.768	16	2.271	53.877	16	1.902	53.754
14	3.612	53.835	14	3.965	53.937	14	4.627	54.613	14	5.845	54.941	14	6.364	54.642
26	5.816	54.251	26	6.595	54.363	20	8.260	55.567	20	9.115	54.578	20	9.568	54.576
20	6.028	54.315	20	6.644	54.200	26	8.621	55.977	26	9.544	54.646	26	10.094	54.673
11	7.071	54.477	11	8.116	54.629	11	8.914	54.749	11	10.230	55.039	11	10.669	54.562
18	8.243	54.995	18	9.912	55.253	18	10.841	54.880	18	11.871	54.753	18	12.571	54.823
12	8.584	54.591	12	10.052	55.052	12	11.165	55.064	12	12.830	55.388	12	13.499	54.792
38	10.287	55.412	38	11.828	55.125	38	13.051	55.174	38	14.066	54.738	38	14.815	54.872
48	16.802	57.892	48	21.714	58.496	48	25.992	58.229	48	30.585	58.316	48	34.645	58.183
27	19.144	58.221	27	23.759	58.199	27	27.398	57.590	27	31.417	57.742	27	35.074	57.780

Weather / Track : Bright / Dry

Brands Hatch Indy
 Circuit Length = 1.2079 miles
 Start: 14:20 Flag 14:50 End: 14:51

Caterham Graduates Championship - SigMax

RACE 8 - LAP CHART

LAP 16 @ 14:36:36.359			LAP 17 @ 14:37:29.817			LAP 18 @ 14:38:23.432			LAP 19 @ 14:39:16.913			LAP 20 @ 14:40:10.544		
NO	BEHIND	LAP TIME	NO	BEHIND	LAP TIME	NO	BEHIND	LAP TIME	NO	BEHIND	LAP TIME	NO	BEHIND	LAP TIME
25		53.409	25		53.458	25		53.615	25		53.481	25		53.631
7	0.600	53.788	7	0.331	53.189	7	0.080	53.364	7	0.134	53.535	7	0.054	53.551
9	1.082	54.002	28	0.854	53.141	28	0.514	53.275	28	0.391	53.358	28	0.405	53.645
28	1.171	54.579	9	1.063	53.439	9	0.765	53.317	9	0.606	53.322	9	0.556	53.581
44	1.688	53.832	44	2.028	53.798	44	2.086	53.673	44	2.424	53.819	44	2.538	53.745
16	2.893	54.400	16	3.739	54.304	16	4.223	54.099	16	4.825	54.083	16	5.238	54.044
14	7.342	54.387	14	7.938	54.054	14	8.749	54.426	14	9.402	54.134	14	9.790	54.019
20	10.762	54.603	20	12.283	54.979	26	13.783	55.082	26	15.073	54.771	26	15.760	54.318
26	11.220	54.535	26	12.316	54.554	20	13.824	55.156	20	15.202	54.859	20	15.813	54.242
11	11.553	54.293	11	12.628	54.533	11	14.523	55.510	11	15.617	54.575	11	16.278	54.292
18	13.806	54.644	18	15.135	54.787	18	16.057	54.537	18	17.088	54.512	18	18.184	54.727
12	14.841	54.751	12	16.414	55.031	12	17.184	54.385	12	18.321	54.618	12	19.230	54.540
38	16.301	54.895	38	17.353	54.510	38	18.471	54.733	38	19.747	54.757	38	21.029	54.913
48	39.164	57.928	48	43.485	57.779	48	47.625	57.755	27	52.403	58.016			
27	39.320	57.655	27	43.741	57.879	27	47.868	57.742	48	52.839	58.695			

Weather / Track : Bright / Dry

Brands Hatch Indy
 Circuit Length = 1.2079 miles
 Start: 14:20 Flag 14:50 End: 14:51

Caterham Graduates Championship - SigMax

RACE 8 - LAP CHART

LAP 21 @ 14:41:04.427			LAP 22 @ 14:41:58.186			LAP 23 @ 14:42:51.914			LAP 24 @ 14:43:45.897			LAP 25 @ 14:44:39.609		
NO	BEHIND	LAP TIME	NO	BEHIND	LAP TIME	NO	BEHIND	LAP TIME	NO	BEHIND	LAP TIME	NO	BEHIND	LAP TIME
7		53.829	7		53.759	28		53.727	7		53.917	25		53.634
28	0.130	53.608	28	0.001	53.630	7	0.066	53.794	28	0.001	53.984	28	0.447	54.158
25	0.331	54.214	25	0.136	53.564	25	0.807	54.399	25	0.078	53.254	7	0.475	54.187
9	0.682	54.009	9	0.601	53.678	9	0.830	53.957	9	0.514	53.667	9	0.722	53.920
27	1 Lap	57.999	44	3.393	54.007	44	3.739	54.074	44	3.755	53.999	44	4.106	54.063
44	3.145	54.490	27	1 Lap	57.029	16	6.697	54.177	16	7.256	54.542	16	8.245	54.701
48	1 Lap	58.337	16	6.248	54.397	27	1 Lap	57.231	27	1 Lap	56.906	14	14.428	54.911
16	5.610	54.255	48	1 Lap	58.022	48	1 Lap	57.521	14	13.229	54.786	27	1 Lap	57.807
14	10.468	54.561	14	11.922	55.213	14	12.426	54.232	48	1 Lap	57.760	20	19.535	54.769
26	16.581	54.704	26	17.088	54.266	26	17.754	54.394	26	18.432	54.661	26	20.209	55.489
20	16.894	54.964	20	17.223	54.088	20	17.959	54.464	20	18.478	54.502	48	1 Lap	58.427
11	17.020	54.625	11	17.678	54.417	11	18.389	54.439	11	18.678	54.272	11	20.437	55.471
18	18.687	54.386	18	19.541	54.613	18	20.422	54.609	18	21.136	54.697	18	22.125	54.701
12	19.784	54.437	12	20.638	54.613	12	21.713	54.803	12	22.438	54.708	12	23.630	54.904
38	22.006	54.860	38	23.298	55.051	38	24.585	55.015	38	26.208	55.606	38	28.046	55.550

Weather / Track : Bright / Dry

Brands Hatch Indy
 Circuit Length = 1.2079 miles
 Start: 14:20 Flag 14:50 End: 14:51

Caterham Graduates Championship - SigMax

RACE 8 - LAP CHART

LAP 26 @ 14:45:33.171			LAP 27 @ 14:46:26.578			LAP 28 @ 14:47:19.943			LAP 29 @ 14:48:13.398			LAP 30 @ 14:49:07.204		
NO	BEHIND	LAP TIME	NO	BEHIND	LAP TIME	NO	BEHIND	LAP TIME	NO	BEHIND	LAP TIME	NO	BEHIND	LAP TIME
25		53.562	25		53.407	25		53.365	25		53.455	25		53.806
7	0.546	53.633	7	0.098	52.959	7	0.001	53.268	7	0.172	53.626	28	0.125	53.477
28	0.928	54.043	28	0.759	53.238	28	0.852	53.458	28	0.454	53.057	7	0.344	53.978
9	1.255	54.095	9	1.059	53.211	9	1.070	53.376	9	0.913	53.298	9	0.910	53.803
44	4.256	53.712	44	7.202	56.353	44	7.998	54.161	44	8.781	54.238	44	9.014	54.039
16	8.867	54.184	16	9.722	54.262	16	10.448	54.091	16	11.176	54.183	16	11.619	54.249
14	15.530	54.664	14	17.117	54.994	14	18.430	54.678	14	19.760	54.785	14	20.568	54.614
27	1 Lap	57.471	20	22.362	55.063	20	23.380	54.383	20	24.661	54.736	20	25.395	54.540
20	20.706	54.733	11	22.834	54.941	11	23.943	54.474	11	25.140	54.652	11	25.702	54.368
26	21.228	54.581	26	23.532	55.711	26	24.645	54.478	26	25.502	54.312	26	26.332	54.636
11	21.300	54.425	18	25.550	55.309	18	26.738	54.553	18	28.083	54.800	18	28.850	54.573
18	23.648	55.085	12	26.848	55.165	12	28.098	54.615	12	29.245	54.602	12	30.093	54.654
12	25.090	55.022	27	1 Lap	59.900	27	1 Lap	57.119	27	1 Lap	56.404	27	1 Lap	56.938
48	1 Lap	58.585	48	1 Lap	57.797	48	1 Lap	56.713	38	36.555	55.621	38	37.591	54.842
38	30.169	55.685	38	32.099	55.337	38	34.389	55.655	48	1 Lap	57.270	48	1 Lap	57.053

Weather / Track : Bright / Dry

Brands Hatch Indy
 Circuit Length = 1.2079 miles
 Start: 14:20 Flag 14:50 End: 14:51

Caterham Graduates Championship - SigMax

RACE 8 - LAP CHART

LAP 31 @ 14:50:00.827			LAP 32 @ 14:50:54.560		
NO	BEHIND	LAP TIME	NO	BEHIND	LAP TIME
25		53.623	25		53.733
28	0.048	53.546	28	0.161	53.846
7	0.267	53.546	7	0.265	53.731
9	0.778	53.491	9	0.783	53.738
44	9.810	54.419	44	10.328	54.251
16	12.842	54.846	16	13.530	54.421
14	22.053	55.108	14	22.738	54.418
20	26.551	54.779	20	27.690	54.872
11	27.197	55.118	11	28.075	54.611
26	27.329	54.620	26	28.270	54.674
18	29.931	54.704	18	30.898	54.700
12	31.020	54.550	12	32.125	54.838
38	39.486	55.518	38	41.315	55.562
27	1 Lap	57.497	27	1 Lap	57.107
48	1 Lap	56.901	48	1 Lap	56.444

Weather / Track : Bright / Dry

Results can be found at www.tsl-timing.com

Page 7 of 7

Brands Hatch Indy
Circuit Length = 1.2079 miles
Start: 14:20 Flag 14:50 End: 14:51

Printed - 14:54 Sunday, 23 June 2019

Caterham Graduates Championship - SigMax

RACE 8 - LAP ANALYSIS

DIFF = Difference To Personal Best Lap

P1 25 Stephen CLARK				
LAP	LAP TIME	DIFF	MPH	TIME OF DAY
1 -	1:00.941	7.687	71.35	14:21:47.103
2 -	54.213	0.959	80.21	14:22:41.316
3 -	54.267	1.013	80.13	14:23:35.583
4 -	53.931	0.677	80.63	14:24:29.514
5 -	53.861	0.607	80.73	14:25:23.375
6 -	54.661	1.407	79.55	14:26:18.036
7 -	1:09.667	16.413	62.41	14:27:27.703
8 -	1:19.032	25.778	55.02	14:28:46.735
9 -	1:33.226	39.972	46.64	14:30:19.961
10 -	53.728	0.474	80.93	14:31:13.689
11 -	53.880	0.626	80.70	14:32:07.569
12 -	53.584	0.330	81.15	14:33:01.153
13 -	53.951	0.697	80.60	14:33:55.104
14 -	53.723	0.469	80.94	14:34:48.827
15 -	54.123	0.869	80.34	14:35:42.950
16 -	53.409	0.155	81.42	14:36:36.359
17 -	53.458	0.204	81.34	14:37:29.817
18 -	53.615	0.361	81.10	14:38:23.432
19 -	53.481	0.227	81.31	14:39:16.913
20 -	53.631	0.377	81.08	14:40:10.544
21 -	54.214	0.960	80.21	14:41:04.758
22 -	53.564	0.310	81.18	14:41:58.322
23 -	54.399	1.145	79.93	14:42:52.721
24 -	53.254 (1)		81.65	14:43:45.975
25 -	53.634	0.380	81.07	14:44:39.609
26 -	53.562	0.308	81.18	14:45:33.171
27 -	53.407 (3)	0.153	81.42	14:46:26.578
28 -	53.365 (2)	0.111	81.48	14:47:19.943
29 -	53.455	0.201	81.35	14:48:13.398
30 -	53.806	0.552	80.82	14:49:07.204
31 -	53.623	0.369	81.09	14:50:00.827
32 -	53.733	0.479	80.92	14:50:54.560

P2 28 Harry SENIOR				
LAP	LAP TIME	DIFF	MPH	TIME OF DAY
1 -	1:01.962	8.905	70.18	14:21:48.124
2 -	54.642	1.585	79.58	14:22:42.766
3 -	53.778	0.721	80.86	14:23:36.544
4 -	53.851	0.794	80.75	14:24:30.395
5 -	53.349	0.292	81.51	14:25:23.744
6 -	54.857	1.800	79.27	14:26:18.601
7 -	1:10.131	17.074	62.00	14:27:28.732
8 -	1:18.661	25.604	55.28	14:28:47.393
9 -	1:33.522	40.465	46.49	14:30:20.915
10 -	53.549	0.492	81.20	14:31:14.464
11 -	53.354	0.297	81.50	14:32:07.818
12 -	53.466	0.409	81.33	14:33:01.284
13 -	53.851	0.794	80.75	14:33:55.135
14 -	53.818	0.761	80.80	14:34:48.953
15 -	53.998	0.941	80.53	14:35:42.951
16 -	54.579	1.522	79.67	14:36:37.530
17 -	53.141 (2)	0.084	81.83	14:37:30.671
18 -	53.275	0.218	81.62	14:38:23.946
19 -	53.358	0.301	81.49	14:39:17.304
20 -	53.645	0.588	81.06	14:40:10.949
21 -	53.608	0.551	81.11	14:41:04.557
22 -	53.630	0.573	81.08	14:41:58.187
23 -	53.727	0.670	80.93	14:42:51.914
24 -	53.984	0.927	80.55	14:43:45.898
25 -	54.158	1.101	80.29	14:44:40.056
26 -	54.043	0.986	80.46	14:45:34.099

DIFF = Difference To Personal Best Lap

27 -	53.238 (3)	0.181	81.68	14:46:27.337
28 -	53.458	0.401	81.34	14:47:20.795
29 -	53.057 (1)		81.96	14:48:13.852
30 -	53.477	0.420	81.31	14:49:07.329
31 -	53.546	0.489	81.21	14:50:00.875
32 -	53.846	0.789	80.76	14:50:54.721

P3 7 Steven MCMASTER				
LAP	LAP TIME	DIFF	MPH	TIME OF DAY
1 -	1:00.806	7.847	71.51	14:21:46.968
2 -	54.473	1.514	79.83	14:22:41.441
3 -	54.253	1.294	80.15	14:23:35.694
4 -	53.905	0.946	80.67	14:24:29.599
5 -	53.823	0.864	80.79	14:25:23.422
6 -	54.472	1.513	79.83	14:26:17.894
7 -	1:09.262	16.303	62.78	14:27:27.156
8 -	1:19.084	26.125	54.98	14:28:46.240
9 -	1:33.357	40.398	46.58	14:30:19.597
10 -	54.141	1.182	80.31	14:31:13.738
11 -	53.911	0.952	80.66	14:32:07.649
12 -	53.995	1.036	80.53	14:33:01.644
13 -	53.795	0.836	80.83	14:33:55.439
14 -	53.651	0.692	81.05	14:34:49.090
15 -	54.081	1.122	80.40	14:35:43.171
16 -	53.788	0.829	80.84	14:36:36.959
17 -	53.189 (2)	0.230	81.75	14:37:30.148
18 -	53.364	0.405	81.48	14:38:23.512
19 -	53.535	0.576	81.22	14:39:17.047
20 -	53.551	0.592	81.20	14:40:10.598
21 -	53.829	0.870	80.78	14:41:04.427
22 -	53.759	0.800	80.89	14:41:58.186
23 -	53.794	0.835	80.83	14:42:51.980
24 -	53.917	0.958	80.65	14:43:45.897
25 -	54.187	1.228	80.25	14:44:40.084
26 -	53.633	0.674	81.08	14:45:33.717
27 -	52.959 (1)		82.11	14:46:26.676
28 -	53.268 (3)	0.309	81.63	14:47:19.944
29 -	53.626	0.667	81.09	14:48:13.570
30 -	53.978	1.019	80.56	14:49:07.548
31 -	53.546	0.587	81.21	14:50:01.094
32 -	53.731	0.772	80.93	14:50:54.825

P4 9 Gareth CORDEY				
LAP	LAP TIME	DIFF	MPH	TIME OF DAY
1 -	1:03.295	10.084	68.70	14:21:49.457
2 -	54.815	1.604	79.33	14:22:44.272
3 -	54.143	0.932	80.31	14:23:38.415
4 -	54.316	1.105	80.06	14:24:32.731
5 -	54.042	0.831	80.46	14:25:26.773
6 -	54.221	1.010	80.20	14:26:20.994
7 -	1:08.725	15.514	63.27	14:27:29.719
8 -	1:18.564	25.353	55.35	14:28:48.283
9 -	1:33.328	40.117	46.59	14:30:21.611
10 -	53.970	0.759	80.57	14:31:15.581
11 -	53.367	0.156	81.48	14:32:08.948
12 -	53.787	0.576	80.84	14:33:02.735
13 -	53.676	0.465	81.01	14:33:56.411
14 -	53.408	0.197	81.42	14:34:49.819
15 -	53.620	0.409	81.10	14:35:43.439
16 -	54.002	0.791	80.52	14:36:37.441
17 -	53.439	0.228	81.37	14:37:30.880
18 -	53.317 (3)	0.106	81.56	14:38:24.197
19 -	53.322	0.111	81.55	14:39:17.519

Weather / Track : Bright / Dry

Brands Hatch Indy

Circuit Length = 1.2079 miles

Start: 14:20 Flag 14:50 End: 14:51

Caterham Graduates Championship - SigMax

RACE 8 - LAP ANALYSIS

DIFF = Difference To Personal Best Lap

20 -	53.581	0.370	81.15	14:40:11.100
21 -	54.009	0.798	80.51	14:41:05.109
22 -	53.678	0.467	81.01	14:41:58.787
23 -	53.957	0.746	80.59	14:42:52.744
24 -	53.667	0.456	81.02	14:43:46.411
25 -	53.920	0.709	80.64	14:44:40.331
26 -	54.095	0.884	80.38	14:45:34.426
27 -	53.211 (1)		81.72	14:46:27.637
28 -	53.376	0.165	81.47	14:47:21.013
29 -	53.298 (2)	0.087	81.59	14:48:14.311
30 -	53.803	0.592	80.82	14:49:08.114
31 -	53.491	0.280	81.29	14:50:01.605
32 -	53.738	0.527	80.92	14:50:55.343

P5 44 Charles ELLIOTT

LAP	LAP TIME	DIFF	MPH	TIME OF DAY
1 -	1:01.534	7.937	70.66	14:21:47.696
2 -	54.525	0.928	79.75	14:22:42.221
3 -	54.153	0.556	80.30	14:23:36.374
4 -	54.385	0.788	79.95	14:24:30.759
5 -	54.022	0.425	80.49	14:25:24.781
6 -	54.329	0.732	80.04	14:26:19.110
7 -	1:10.096	16.499	62.03	14:27:29.206
8 -	1:18.809	25.212	55.17	14:28:48.015
9 -	1:33.211	39.614	46.65	14:30:21.226
10 -	53.854	0.257	80.74	14:31:15.080
11 -	53.832	0.235	80.78	14:32:08.912
12 -	54.312	0.715	80.06	14:33:03.224
13 -	53.648 (2)	0.051	81.05	14:33:56.872
14 -	53.597 (1)		81.13	14:34:50.469
15 -	53.746	0.149	80.91	14:35:44.215
16 -	53.832	0.235	80.78	14:36:38.047
17 -	53.798	0.201	80.83	14:37:31.845
18 -	53.673 (3)	0.076	81.02	14:38:25.518
19 -	53.819	0.222	80.80	14:39:19.337
20 -	53.745	0.148	80.91	14:40:13.082
21 -	54.490	0.893	79.80	14:41:07.572
22 -	54.007	0.410	80.51	14:42:01.579
23 -	54.074	0.477	80.41	14:42:55.653
24 -	53.999	0.402	80.53	14:43:49.652
25 -	54.063	0.466	80.43	14:44:43.715
26 -	53.712	0.115	80.96	14:45:37.427
27 -	56.353	2.756	77.16	14:46:33.780
28 -	54.161	0.564	80.29	14:47:27.941
29 -	54.238	0.641	80.17	14:48:22.179
30 -	54.039	0.442	80.47	14:49:16.218
31 -	54.419	0.822	79.90	14:50:10.637
32 -	54.251	0.654	80.15	14:51:04.888

P6 16 Simon GRIFFITHS

LAP	LAP TIME	DIFF	MPH	TIME OF DAY
1 -	1:01.946	8.196	70.19	14:21:48.108
2 -	54.784	1.034	79.37	14:22:42.892
3 -	54.549	0.799	79.71	14:23:37.441
4 -	54.806	1.056	79.34	14:24:32.247
5 -	54.494	0.744	79.79	14:25:26.741
6 -	54.697	0.947	79.50	14:26:21.438
7 -	1:08.530	14.780	63.45	14:27:29.968
8 -	1:18.740	24.990	55.22	14:28:48.708
9 -	1:32.988	39.238	46.76	14:30:21.696
10 -	54.159	0.409	80.29	14:31:15.855
11 -	53.750 (1)		80.90	14:32:09.605
12 -	53.848	0.098	80.75	14:33:03.453

DIFF = Difference To Personal Best Lap

13 -	53.768 (3)	0.018	80.87	14:33:57.221
14 -	53.877	0.127	80.71	14:34:51.098
15 -	53.754 (2)	0.004	80.89	14:35:44.852
16 -	54.400	0.650	79.93	14:36:39.252
17 -	54.304	0.554	80.07	14:37:33.556
18 -	54.099	0.349	80.38	14:38:27.655
19 -	54.083	0.333	80.40	14:39:21.738
20 -	54.044	0.294	80.46	14:40:15.782
21 -	54.255	0.505	80.15	14:41:10.037
22 -	54.397	0.647	79.94	14:42:04.434
23 -	54.177	0.427	80.26	14:42:58.611
24 -	54.542	0.792	79.72	14:43:53.153
25 -	54.701	0.951	79.49	14:44:47.854
26 -	54.184	0.434	80.25	14:45:42.038
27 -	54.262	0.512	80.14	14:46:36.300
28 -	54.091	0.341	80.39	14:47:30.391
29 -	54.183	0.433	80.25	14:48:24.574
30 -	54.249	0.499	80.16	14:49:18.823
31 -	54.846	1.096	79.28	14:50:13.669
32 -	54.421	0.671	79.90	14:51:08.090

P7 14 Peter MARSHALL

LAP	LAP TIME	DIFF	MPH	TIME OF DAY
1 -	1:05.395	11.560	66.49	14:21:51.557
2 -	56.002	2.167	77.65	14:22:47.559
3 -	54.565	0.730	79.69	14:23:42.124
4 -	54.725	0.890	79.46	14:24:36.849
5 -	54.259	0.424	80.14	14:25:31.108
6 -	55.612	1.777	78.19	14:26:26.720
7 -	1:05.105	11.270	66.79	14:27:31.825
8 -	1:18.076	24.241	55.69	14:28:49.901
9 -	1:32.960	39.125	46.77	14:30:22.861
10 -	54.485	0.650	79.81	14:31:17.346
11 -	53.835 (1)		80.77	14:32:11.181
12 -	53.937 (2)	0.102	80.62	14:33:05.118
13 -	54.613	0.778	79.62	14:33:59.731
14 -	54.941	1.106	79.15	14:34:54.672
15 -	54.642	0.807	79.58	14:35:49.314
16 -	54.387	0.552	79.95	14:36:43.701
17 -	54.054	0.219	80.44	14:37:37.755
18 -	54.426	0.591	79.89	14:38:32.181
19 -	54.134	0.299	80.33	14:39:26.315
20 -	54.019 (3)	0.184	80.50	14:40:20.334
21 -	54.561	0.726	79.70	14:41:14.895
22 -	55.213	1.378	78.76	14:42:10.108
23 -	54.232	0.397	80.18	14:43:04.340
24 -	54.786	0.951	79.37	14:43:59.126
25 -	54.911	1.076	79.19	14:44:54.037
26 -	54.664	0.829	79.55	14:45:48.701
27 -	54.994	1.159	79.07	14:46:43.695
28 -	54.678	0.843	79.53	14:47:38.373
29 -	54.785	0.950	79.37	14:48:33.158
30 -	54.614	0.779	79.62	14:49:27.772
31 -	55.108	1.273	78.91	14:50:22.880
32 -	54.418	0.583	79.91	14:51:17.298

P8 20 Andy MOLSON

LAP	LAP TIME	DIFF	MPH	TIME OF DAY
1 -	1:02.989	8.901	69.03	14:21:49.151
2 -	56.224	2.136	77.34	14:22:45.375
3 -	54.844	0.756	79.29	14:23:40.219
4 -	54.980	0.892	79.09	14:24:35.199
5 -	55.536	1.448	78.30	14:25:30.735

Weather / Track : Bright / Dry

Brands Hatch Indy

Circuit Length = 1.2079 miles

Start: 14:20 Flag 14:50 End: 14:51

Caterham Graduates Championship - SigMax

RACE 8 - LAP ANALYSIS

DIFF = Difference To Personal Best Lap

6 -	56.410	2.322	77.08	14:26:27.145
7 -	1:06.525	12.437	65.36	14:27:33.670
8 -	1:16.845	22.757	56.58	14:28:50.515
9 -	1:33.346	39.258	46.58	14:30:23.861
10 -	55.421	1.333	78.46	14:31:19.282
11 -	54.315	0.227	80.06	14:32:13.597
12 -	54.200 (2)	0.112	80.23	14:33:07.797
13 -	55.567	1.479	78.25	14:34:03.364
14 -	54.578	0.490	79.67	14:34:57.942
15 -	54.576	0.488	79.67	14:35:52.518
16 -	54.603	0.515	79.64	14:36:47.121
17 -	54.979	0.891	79.09	14:37:42.100
18 -	55.156	1.068	78.84	14:38:37.256
19 -	54.859	0.771	79.26	14:39:32.115
20 -	54.242 (3)	0.154	80.17	14:40:26.357
21 -	54.964	0.876	79.11	14:41:21.321
22 -	54.088 (1)		80.39	14:42:15.409
23 -	54.464	0.376	79.84	14:43:09.873
24 -	54.502	0.414	79.78	14:44:04.375
25 -	54.769	0.681	79.39	14:44:59.144
26 -	54.733	0.645	79.45	14:45:53.877
27 -	55.063	0.975	78.97	14:46:48.940
28 -	54.383	0.295	79.96	14:47:43.323
29 -	54.736	0.648	79.44	14:48:38.059
30 -	54.540	0.452	79.73	14:49:32.599
31 -	54.779	0.691	79.38	14:50:27.378
32 -	54.872	0.784	79.24	14:51:22.250

P9 11 Peter MARSH

LAP	LAP TIME	DIFF	MPH	TIME OF DAY
1 -	1:06.609	12.337	65.28	14:21:52.771
2 -	55.598	1.326	78.21	14:22:48.369
3 -	54.937	0.665	79.15	14:23:43.306
4 -	54.970	0.698	79.10	14:24:38.276
5 -	55.296	1.024	78.64	14:25:33.572
6 -	56.152	1.880	77.44	14:26:29.724
7 -	1:05.044	10.772	66.85	14:27:34.768
8 -	1:17.102	22.830	56.40	14:28:51.870
9 -	1:32.559	38.287	46.98	14:30:24.429
10 -	55.734	1.462	78.02	14:31:20.163
11 -	54.477	0.205	79.82	14:32:14.640
12 -	54.629	0.357	79.60	14:33:09.269
13 -	54.749	0.477	79.42	14:34:04.018
14 -	55.039	0.767	79.00	14:34:59.057
15 -	54.562	0.290	79.70	14:35:53.619
16 -	54.293 (3)	0.021	80.09	14:36:47.912
17 -	54.533	0.261	79.74	14:37:42.445
18 -	55.510	1.238	78.33	14:38:37.955
19 -	54.575	0.303	79.68	14:39:32.530
20 -	54.292 (2)	0.020	80.09	14:40:26.822
21 -	54.625	0.353	79.60	14:41:21.447
22 -	54.417	0.145	79.91	14:42:15.864
23 -	54.439	0.167	79.88	14:43:10.303
24 -	54.272 (1)		80.12	14:44:04.575
25 -	55.471	1.199	78.39	14:45:00.046
26 -	54.425	0.153	79.90	14:45:54.471
27 -	54.941	0.669	79.15	14:46:49.412
28 -	54.474	0.202	79.82	14:47:43.886
29 -	54.652	0.380	79.56	14:48:38.538
30 -	54.368	0.096	79.98	14:49:32.906
31 -	55.118	0.846	78.89	14:50:28.024
32 -	54.611	0.339	79.62	14:51:22.635

DIFF = Difference To Personal Best Lap

P10 26 Stephen ARNELL				
LAP	LAP TIME	DIFF	MPH	TIME OF DAY
1 -	1:04.331	10.080	67.59	14:21:50.493
2 -	55.362	1.111	78.54	14:22:45.855
3 -	54.951	0.700	79.13	14:23:40.806
4 -	54.973	0.722	79.10	14:24:35.779
5 -	55.225	0.974	78.74	14:25:31.004
6 -	57.511	3.260	75.61	14:26:28.515
7 -	1:05.935	11.684	65.95	14:27:34.450
8 -	1:16.896	22.645	56.55	14:28:51.346
9 -	1:32.550	38.299	46.98	14:30:23.896
10 -	55.238	0.987	78.72	14:31:19.134
11 -	54.251 (1)		80.15	14:32:13.385
12 -	54.363	0.112	79.99	14:33:07.748
13 -	55.977	1.726	77.68	14:34:03.725
14 -	54.646	0.395	79.57	14:34:58.371
15 -	54.673	0.422	79.53	14:35:53.044
16 -	54.535	0.284	79.73	14:36:47.579
17 -	54.554	0.303	79.71	14:37:42.133
18 -	55.082	0.831	78.94	14:38:37.215
19 -	54.771	0.520	79.39	14:39:31.986
20 -	54.318	0.067	80.05	14:40:26.304
21 -	54.704	0.453	79.49	14:41:21.008
22 -	54.266 (2)	0.015	80.13	14:42:15.274
23 -	54.394	0.143	79.94	14:43:09.668
24 -	54.661	0.410	79.55	14:44:04.329
25 -	55.489	1.238	78.36	14:44:59.818
26 -	54.581	0.330	79.67	14:45:54.399
27 -	55.711	1.460	78.05	14:46:50.110
28 -	54.478	0.227	79.82	14:47:44.588
29 -	54.312 (3)	0.061	80.06	14:48:38.900
30 -	54.636	0.385	79.59	14:49:33.536
31 -	54.620	0.369	79.61	14:50:28.156
32 -	54.674	0.423	79.53	14:51:22.830

P11 18 Mark JONES

LAP	LAP TIME	DIFF	MPH	TIME OF DAY
1 -	1:04.789	10.403	67.11	14:21:50.951
2 -	55.814	1.428	77.91	14:22:46.765
3 -	55.292	0.906	78.64	14:23:42.057
4 -	55.835	1.449	77.88	14:24:37.892
5 -	55.637	1.251	78.16	14:25:33.529
6 -	56.656	2.270	76.75	14:26:30.185
7 -	1:05.168	10.782	66.72	14:27:35.353
8 -	1:17.219	22.833	56.31	14:28:52.572
9 -	1:32.725	38.339	46.89	14:30:25.297
10 -	55.520	1.134	78.32	14:31:20.817
11 -	54.995	0.609	79.07	14:32:15.812
12 -	55.253	0.867	78.70	14:33:11.065
13 -	54.880	0.494	79.23	14:34:05.945
14 -	54.753	0.367	79.42	14:35:00.698
15 -	54.823	0.437	79.32	14:35:55.521
16 -	54.644	0.258	79.58	14:36:50.165
17 -	54.787	0.401	79.37	14:37:44.952
18 -	54.537 (3)	0.151	79.73	14:38:39.489
19 -	54.512 (2)	0.126	79.77	14:39:34.001
20 -	54.727	0.341	79.45	14:40:28.728
21 -	54.386 (1)		79.95	14:41:23.114
22 -	54.613	0.227	79.62	14:42:17.727
23 -	54.609	0.223	79.63	14:43:12.336
24 -	54.697	0.311	79.50	14:44:07.033
25 -	54.701	0.315	79.49	14:45:01.734
26 -	55.085	0.699	78.94	14:45:56.819

Brands Hatch Indy

Circuit Length = 1.2079 miles

Start: 14:20 Flag 14:50 End: 14:51

Weather / Track : Bright / Dry

Caterham Graduates Championship - SigMax

RACE 8 - LAP ANALYSIS

DIFF = Difference To Personal Best Lap

27 -	55.309	0.923	78.62	14:46:52.128
28 -	54.553	0.167	79.71	14:47:46.681
29 -	54.800	0.414	79.35	14:48:41.481
30 -	54.573	0.187	79.68	14:49:36.054
31 -	54.704	0.318	79.49	14:50:30.758
32 -	54.700	0.314	79.49	14:51:25.458

P12 12 Michael DOWNING

LAP	LAP TIME	DIFF	MPH	TIME OF DAY
1 -	1:05.356	10.971	66.53	14:21:51.518
2 -	55.982	1.597	77.67	14:22:47.500
3 -	55.747	1.362	78.00	14:23:43.247
4 -	56.007	1.622	77.64	14:24:39.254
5 -	55.479	1.094	78.38	14:25:34.733
6 -	56.554	2.169	76.89	14:26:31.287
7 -	1:04.705	10.320	67.20	14:27:35.992
8 -	1:17.156	22.771	56.36	14:28:53.148
9 -	1:33.096	38.711	46.71	14:30:26.244
10 -	55.318	0.933	78.61	14:31:21.562
11 -	54.591	0.206	79.65	14:32:16.153
12 -	55.052	0.667	78.99	14:33:11.205
13 -	55.064	0.679	78.97	14:34:06.269
14 -	55.388	1.003	78.51	14:35:01.657
15 -	54.792	0.407	79.36	14:35:56.449
16 -	54.751	0.366	79.42	14:36:51.200
17 -	55.031	0.646	79.02	14:37:46.231
18 -	54.385 (1)		79.95	14:38:40.616
19 -	54.618	0.233	79.61	14:39:35.234
20 -	54.540 (3)	0.155	79.73	14:40:29.774
21 -	54.437 (2)	0.052	79.88	14:41:24.211
22 -	54.613	0.228	79.62	14:42:18.824
23 -	54.803	0.418	79.34	14:43:13.627
24 -	54.708	0.323	79.48	14:44:08.335
25 -	54.904	0.519	79.20	14:45:03.239
26 -	55.022	0.637	79.03	14:45:58.261
27 -	55.165	0.780	78.82	14:46:53.426
28 -	54.615	0.230	79.62	14:47:48.041
29 -	54.602	0.217	79.64	14:48:42.643
30 -	54.654	0.269	79.56	14:49:37.297
31 -	54.550	0.165	79.71	14:50:31.847
32 -	54.838	0.453	79.29	14:51:26.685

P13 38 Daren FORD

LAP	LAP TIME	DIFF	MPH	TIME OF DAY
1 -	1:06.554	12.044	65.33	14:21:52.716
2 -	57.265	2.755	75.93	14:22:49.981
3 -	57.025	2.515	76.25	14:23:47.006
4 -	56.290	1.780	77.25	14:24:43.296
5 -	56.761	2.251	76.61	14:25:40.057
6 -	1:20.754	26.244	53.85	14:27:00.811
7 -	1:22.162	27.652	52.92	14:28:22.973
8 -	59.583	5.073	72.98	14:29:22.556
9 -	1:04.028	9.518	67.91	14:30:26.584
10 -	55.860	1.350	77.84	14:31:22.444
11 -	55.412	0.902	78.47	14:32:17.856
12 -	55.125	0.615	78.88	14:33:12.981
13 -	55.174	0.664	78.81	14:34:08.155
14 -	54.738 (3)	0.228	79.44	14:35:02.893
15 -	54.872	0.362	79.24	14:35:57.765
16 -	54.895	0.385	79.21	14:36:52.660
17 -	54.510 (1)		79.77	14:37:47.170
18 -	54.733 (2)	0.223	79.45	14:38:41.903
19 -	54.757	0.247	79.41	14:39:36.660

DIFF = Difference To Personal Best Lap

20 -	54.913	0.403	79.19	14:40:31.573
21 -	54.860	0.350	79.26	14:41:26.433
22 -	55.051	0.541	78.99	14:42:21.484
23 -	55.015	0.505	79.04	14:43:16.499
24 -	55.606	1.096	78.20	14:44:12.105
25 -	55.550	1.040	78.28	14:45:07.655
26 -	55.685	1.175	78.09	14:46:03.340
27 -	55.337	0.827	78.58	14:46:58.677
28 -	55.655	1.145	78.13	14:47:54.332
29 -	55.621	1.111	78.18	14:48:49.953
30 -	54.842	0.332	79.29	14:49:44.795
31 -	55.518	1.008	78.32	14:50:40.313
32 -	55.562	1.052	78.26	14:51:35.875

P14 27 Philip CLARKE

LAP	LAP TIME	DIFF	MPH	TIME OF DAY
1 -	1:10.637	14.233	61.56	14:21:56.799
2 -	59.600	3.196	72.96	14:22:56.399
3 -	59.230	2.826	73.41	14:23:55.629
4 -	59.378	2.974	73.23	14:24:55.007
5 -	59.945	3.541	72.54	14:25:54.952
6 -	1:08.671	12.267	63.32	14:27:03.623
7 -	1:22.623	26.219	52.63	14:28:26.246
8 -	1:00.123	3.719	72.32	14:29:26.369
9 -	1:03.485	7.081	68.49	14:30:29.854
10 -	58.638	2.234	74.16	14:31:28.492
11 -	58.221	1.817	74.69	14:32:26.713
12 -	58.199	1.795	74.71	14:33:24.912
13 -	57.590	1.186	75.50	14:34:22.502
14 -	57.742	1.338	75.31	14:35:20.244
15 -	57.780	1.376	75.26	14:36:18.024
16 -	57.655	1.251	75.42	14:37:15.679
17 -	57.879	1.475	75.13	14:38:13.558
18 -	57.742	1.338	75.31	14:39:11.300
19 -	58.016	1.612	74.95	14:40:09.316
20 -	57.999	1.595	74.97	14:41:07.315
21 -	57.029	0.625	76.25	14:42:04.344
22 -	57.231	0.827	75.98	14:43:01.575
23 -	56.906 (2)	0.502	76.41	14:43:58.481
24 -	57.807	1.403	75.22	14:44:56.288
25 -	57.471	1.067	75.66	14:45:53.759
26 -	59.900	3.496	72.59	14:46:53.659
27 -	57.119	0.715	76.13	14:47:50.778
28 -	56.404 (1)		77.09	14:48:47.182
29 -	56.938 (3)	0.534	76.37	14:49:44.120
30 -	57.497	1.093	75.63	14:50:41.617
31 -	57.107	0.703	76.14	14:51:38.724

P15 48 Andrew RALPH

LAP	LAP TIME	DIFF	MPH	TIME OF DAY
1 -	1:08.788	12.344	63.21	14:21:54.950
2 -	58.974	2.530	73.73	14:22:53.924
3 -	59.660	3.216	72.88	14:23:53.584
4 -	59.484	3.040	73.10	14:24:53.068
5 -	59.247	2.803	73.39	14:25:52.315
6 -	1:09.616	13.172	62.46	14:27:01.931
7 -	1:21.380	24.936	53.43	14:28:23.311
8 -	1:00.135	3.691	72.31	14:29:23.446
9 -	1:05.110	8.666	66.78	14:30:28.556
10 -	57.923	1.479	75.07	14:31:26.479
11 -	57.892	1.448	75.11	14:32:24.371
12 -	58.496	2.052	74.34	14:33:22.867
13 -	58.229	1.785	74.68	14:34:21.096

Weather / Track : Bright / Dry

Brands Hatch Indy

Circuit Length = 1.2079 miles

Start: 14:20 Flag 14:50 End: 14:51

Caterham Graduates Championship - SigMax

RACE 8 - LAP ANALYSIS

DIFF = Difference To Personal Best Lap

14 -	58.316	1.872	74.56	14:35:19.412
15 -	58.183	1.739	74.74	14:36:17.595
16 -	57.928	1.484	75.06	14:37:15.523
17 -	57.779	1.335	75.26	14:38:13.302
18 -	57.755	1.311	75.29	14:39:11.057
19 -	58.695	2.251	74.08	14:40:09.752
20 -	58.337	1.893	74.54	14:41:08.089
21 -	58.022	1.578	74.94	14:42:06.111
22 -	57.521	1.077	75.60	14:43:03.632
23 -	57.760	1.316	75.28	14:44:01.392
24 -	58.427	1.983	74.42	14:44:59.819
25 -	58.585	2.141	74.22	14:45:58.404
26 -	57.797	1.353	75.23	14:46:56.201
27 -	56.713 (2)	0.269	76.67	14:47:52.914
28 -	57.270	0.826	75.93	14:48:50.184
29 -	57.053	0.609	76.22	14:49:47.237
30 -	56.901 (3)	0.457	76.42	14:50:44.138
31 -	56.444 (1)		77.04	14:51:40.582

P16 6 Glenn BURTENSHAW				
LAP	LAP TIME	DIFF	MPH	TIME OF DAY
1 -	1:02.397	8.745	69.69	14:21:48.559
2 -	54.494 (3)	0.842	79.79	14:22:43.053
3 -	54.401 (2)	0.749	79.93	14:23:37.454
4 -	53.652 (1)		81.05	14:24:31.106

Caterham Graduates Championship - SigMax

RACE 8 - POSITION CHART

No	Name	Lap Pos	1	2	3	4	5	6	7	8	9	10	11	12	13	14	15	16	17	18	19	20	21	22	23	24	25	26	27	28	29	30	31	32	
			5	WILSON	1	7	25	25	25	25	7	7	7	7	25	25	25	25	25	25	25	25	25	25	25	7	7	28	7	25	25	25	25	25	25
7	MCMASTER	2	25	7	7	7	7	25	25	25	25	7	7	28	28	28	28	7	7	7	7	7	28	28	7	28	28	7	7	7	7	28	28	28	
25	CLARK	3	44	44	44	28	28	28	28	28	28	28	28	7	7	7	7	9	28	28	28	28	25	25	25	25	7	28	28	28	28	7	7	7	
28	SENIOR	4	16	28	28	44	44	44	44	44	44	44	9	9	9	9	28	9	9	9	9	9	9	9	9	9	9	9	9	9	9	9	9	9	
6	BURTENSHAW	5	28	16	16	6	16	9	9	9	9	9	44	44	44	44	44	44	44	44	44	44	44	44	44	44	44	44	44	44	44	44	44	44	
44	ELLIOTT	6	6	6	6	16	9	16	16	16	16	16	16	16	16	16	16	16	16	16	16	16	16	16	16	16	16	16	16	16	16	16	16	16	
9	CORDEY	7	20	9	9	9	20	14	14	14	14	14	14	14	14	14	14	14	14	14	14	14	14	14	14	14	14	14	14	14	14	14	14	14	
16	GRIFFITHS	8	9	20	20	20	26	20	20	20	20	26	26	26	20	20	20	20	26	26	26	26	26	26	26	26	20	20	20	20	20	20	20	20	
20	MOLSOM	9	26	26	26	26	14	26	26	26	26	20	20	20	26	26	26	26	26	20	20	20	20	20	20	20	26	26	11	11	11	11	11	11	
14	MARSHALL	10	18	18	18	14	18	11	11	11	11	11	11	11	11	11	11	11	11	11	11	11	11	11	11	11	11	11	11	11	11	11	11	11	
18	JONES	11	12	12	14	18	11	18	18	18	18	18	18	18	18	18	18	18	18	18	18	18	18	18	18	18	18	18	18	18	18	18	18	18	
26	ARNELL	12	14	14	12	11	12	12	12	12	12	12	12	12	12	12	12	12	12	12	12	12	12	12	12	12	12	12	12	12	12	12	12	12	
11	MARSH	13	38	11	11	12	38	38	38	38	38	38	38	38	38	38	38	38	38	38	38	38	38	38	38	38	38	38	38	38	38	38	38	38	
12	DOWNING	14	11	38	38	38	48	48	48	48	48	48	48	48	48	48	48	48	48	48	27	27	27	27	27	27	27	27	27	27	27	27	27	27	
38	FORD	15	48	48	48	48	27	27	27	27	27	27	27	27	27	27	27	27	27	27	48	48	48	48	48	48	48	48	48	48	48	48	48	48	
48	RALPH	16	27	27	27	27																													
27	CLARKE	17																																	

Weather / Track : Bright / Dry

Brands Hatch Indy
 Circuit Length = 1.2079 miles
 Start: 14:20 Flag 14:50 End: 14:51

Results can be found at www.tsl-timing.com

Printed - 14:53 Sunday, 23 June 2019

Caterham Graduates Championship - SigMax

RACE 8 - STATISTICS

Competitors Started 16
Planned Start 2019-06-23 @ 14:20:00.000
Actual Start 2019-06-23 @ 14:20:46.161
Finish Time 2019-06-23 @ 14:50:53.717
Track Length 1.2079mi.
Total Laps 482
Total Distance Covered 582.2297mi.

Session Fastest Lap History

NO	NAME	LAP TIME	TIME OF DAY	LAP	VEHICLE
7	Steven MCMASTER	1:00.806	14:21:46.982	1	Caterham 7 SigMax 1600
25	Stephen CLARK	54.213	14:22:41.330	2	Caterham 7 SigMax 1600
44	Charles ELLIOTT	54.153	14:23:36.386	3	Caterham 7 SigMax 1600
28	Harry SENIOR	53.778	14:23:36.556	3	Caterham 7 SigMax 1600
6	Glenn BURTONSHAW	53.652	14:24:31.119	4	Caterham 7 SigMax 1600
28	Harry SENIOR	53.349	14:25:23.757	5	Caterham 7 SigMax 1600
7	Steven MCMASTER	53.189	14:37:30.161	17	Caterham 7 SigMax 1600
28	Harry SENIOR	53.141	14:37:30.683	17	Caterham 7 SigMax 1600
7	Steven MCMASTER	52.959	14:46:26.676	27	Caterham 7 SigMax 1600

Session Leader History

NO	NAME	FROM LAP	LAPS LED	DISTANCE	VEHICLE
7	Steven MCMASTER	1	1	1.20 miles	Caterham 7 SigMax 1600
25	Stephen CLARK	2	4	4.83 miles	Caterham 7 SigMax 1600
7	Steven MCMASTER	6	4	4.83 miles	Caterham 7 SigMax 1600
25	Stephen CLARK	10	11	13.28 miles	Caterham 7 SigMax 1600
7	Steven MCMASTER	21	2	2.41 miles	Caterham 7 SigMax 1600
28	Harry SENIOR	23	1	1.20 miles	Caterham 7 SigMax 1600
7	Steven MCMASTER	24	1	1.20 miles	Caterham 7 SigMax 1600
25	Stephen CLARK	25	8	9.66 miles	Caterham 7 SigMax 1600

Flag History

TYPE	TIME OF DAY
GREEN	14:20:46.161
SAFETY	14:26:06.585
GREEN	14:30:18.432
FINISH	14:50:53.717

Flag Statistics

TYPE	COUNT	TOTAL LAPS	TOTAL TIME
Green	2	29	27:01.849
Red	0	0	0.000
Safety Car	1	3	4:11.847
FCY	0	0	0.000

Weather / Track : Bright / Dry

These results are provisional until the conclusion of any judicial and technical matters.

Brands Hatch Indy

Circuit Length = 1.2079 miles

Start: 14:20 Flag 14:50 End: 14:51

Clerk Of Course :		Timekeeper :
-------------------	--	--------------