



# **McMILLAN MOTORSPORT CATERHAM GRADUATE CLASSIC & SIGMA CLASS CHAMPIONSHIP**

**Thruxton Circuit**

**28th & 29th July 2012**



**Results Provided by Timing Solutions Ltd**  
[www.tsl-timing.com](http://www.tsl-timing.com)

# McMillan Motorsport Caterham Graduate Championship (Classic & Sigma)

## QUALIFYING - RACE 1 - CLASSIFICATION

POS	NO	CL	NAME	ENTRY	TIME	ON	LAPS	GAP	DIFF	MPH
1	171		Ian ANDERSON	Caterham 7	1:30.655	9	9			93.55
2	172		Ian DYBLE	Caterham 7	1:30.946	9	9	0.291	0.291	93.25
3	196		Daniel SIVITER (1)	Caterham 7	1:31.641	3	4	0.986	0.695	92.55
4	176		Bill SCOTT	Caterham 7	1:32.247	8	9	1.592	0.606	91.94
5	173		John GIL	Caterham 7	1:32.857	8	9	2.202	0.610	91.34
6	196		Matt SIVITER (2)	Caterham 7	1:33.204	3	3	2.549	0.347	91.00
7	181		Steve HUMPHREYS	Caterham 7	1:33.395	9	9	2.740	0.191	90.81
8	175		Nick DYER	Caterham 7	1:34.291	6	9	3.636	0.896	89.95
9	76		Amanda BLACK	Caterham 7	1:35.102	6	9	4.447	0.811	89.18
10	99		David PEARSON	Caterham 7	1:35.824	6	8	5.169	0.722	88.51
11	89		Graham SMITH	Caterham 7	1:35.929	7	8	5.274	0.105	88.41
12	184		Jonathan CLELAND	Caterham 7	1:35.980	6	8	5.325	0.051	88.36
13	97		Justin COX	Caterham 7	1:35.984	5	8	5.329	0.004	88.36
14	88		Andrew OUTTERSIDE	Caterham 7	1:36.044	3	8	5.389	0.060	88.30
15	73		Graeme SMITH	Caterham 7	1:36.295	3	8	5.640	0.251	88.07
16	77		Paul HAWKER	Caterham 7	1:36.374	3	8	5.719	0.079	88.00
17	84		Mark GIBSON	Caterham 7	1:36.645	8	8	5.990	0.271	87.76
18	75		Stuart THOMPSON	Caterham 7	1:36.810	6	8	6.155	0.165	87.61
19	92		James CARVERY	Caterham 7	1:37.223	4	8	6.568	0.413	87.23
20	188		Alan DIXON	Caterham 7	1:37.333	8	8	6.678	0.110	87.13
21	74		James RUSSELL	Caterham 7	1:37.700	7	8	7.045	0.367	86.81
22	80		Trevor HARBUR	Caterham 7	1:39.625	2	2	8.970	1.925	85.13
23	91		Nigel LIDDELL	Caterham 7	1:40.683	8	8	10.028	1.058	84.24
24	86		Darren GRAINGER	Caterham 7	1:41.897	5	8	11.242	1.214	83.23
25	79		Pete CANNARD	Caterham 7	1:41.916	4	8	11.261	0.019	83.22

Cars 76, 181 + 188 - Transponders not working - Fix before the race

Thruxton

Weather / Track : Sunny / Dry

Circuit Length = 2.3560 miles

These results are provisional until the conclusion of any judicial and technical matters.

Start: 09:00 End: 09:20

Clerk of Course :

Timekeeper :

# McMillan Motorsport Caterham Graduate Championship (Classic & Sigma)

## QUALIFYING - RACE 8 - 2ND FASTEST CLASSIFICATION

POS	NO	CL	NAME	ENTRY	TIME	ON	LAPS	GAP	DIFF	MPH
1	171		Ian ANDERSON	Caterham 7	1:30.774	8	9			93.43
2	172		Ian DYBLE	Caterham 7	1:31.308	5	9	0.534	0.534	92.88
3	176		Bill SCOTT	Caterham 7	1:32.275	6	9	1.501	0.967	91.91
4	196		Daniel SIVITER (1)	Caterham 7	1:32.837	2	4	2.063	0.562	91.35
5	173		John GIL	Caterham 7	1:33.119	9	9	2.345	0.282	91.08
6	181		Steve HUMPHREYS	Caterham 7	1:33.616	3	9	2.842	0.497	90.59
7	196		Matt SIVITER (2)	Caterham 7	1:33.757	2	3	2.983	0.141	90.46
8	175		Nick DYER	Caterham 7	1:34.563	7	9	3.789	0.806	89.69
9	76		Amanda BLACK	Caterham 7	1:35.456	3	9	4.682	0.893	88.85
10	99		David PEARSON	Caterham 7	1:35.986	4	8	5.212	0.530	88.36
11	88		Andrew OUTTERSIDE	Caterham 7	1:36.159	5	8	5.385	0.173	88.20
12	97		Justin COX	Caterham 7	1:36.253	7	8	5.479	0.094	88.11
13	73		Graeme SMITH	Caterham 7	1:36.339	6	8	5.565	0.086	88.03
14	77		Paul HAWKER	Caterham 7	1:36.705	8	8	5.931	0.366	87.70
15	184		Jonathan CLELAND	Caterham 7	1:36.833	5	8	6.059	0.128	87.58
16	75		Stuart THOMPSON	Caterham 7	1:37.213	3	8	6.439	0.380	87.24
17	84		Mark GIBSON	Caterham 7	1:37.442	3	8	6.668	0.229	87.04
18	89		Graham SMITH	Caterham 7	1:37.453	8	8	6.679	0.011	87.03
19	188		Alan DIXON	Caterham 7	1:37.478	3	8	6.704	0.025	87.01
20	92		James CARVERY	Caterham 7	1:37.656	2	8	6.882	0.178	86.85
21	74		James RUSSELL	Caterham 7	1:38.206	5	8	7.432	0.550	86.36
22	80		Trevor HARBUR	Caterham 7	1:42.096	1	2	11.322	3.890	83.07
23	91		Nigel LIDDELL	Caterham 7	1:42.672	6	8	11.898	0.576	82.60
24	79		Pete CANNARD	Caterham 7	1:42.768	5	8	11.994	0.096	82.53
25	86		Darren GRAINGER	Caterham 7	1:42.991	8	8	12.217	0.223	82.35

Weather / Track : Sunny / Dry  
These results are provisional until the conclusion of any judicial and technical matters.

Thruxton  
Circuit Length = 2.3560 miles  
Start: 09:00 End: 09:20

Clerk of Course :		Timekeeper :
-------------------	--	--------------

# McMillan Motorsport Caterham Graduate Championship (Classic & Sigma)

## QUALIFYING - RACE 1 - LAP ANALYSIS

<b>73</b>	<b>Graeme SMITH</b>		Caterham 7				
1 -	1:37.644	+ 1.349	9:03:33.658	5 -	1:51.273	+ 14.978	9:10:17.584
2 -	1:38.215	+ 1.920	9:05:11.873	6 -	1:36.339	+ 0.044	9:11:53.923
3 -	<b>1:36.295</b>		<b>9:06:48.168</b>	7 -	1:37.590	+ 1.295	9:13:31.513
4 -	1:38.143	+ 1.848	9:08:26.311	8 -	1:38.318	+ 2.023	9:15:09.831
<b>74</b>	<b>James RUSSELL</b>		Caterham 7				
1 -	1:43.623	+ 5.923	9:04:15.413	5 -	1:38.206	+ 0.506	9:11:09.667
2 -	1:39.093	+ 1.393	9:05:54.506	6 -	1:49.403	+ 11.703	9:12:59.070
3 -	1:38.838	+ 1.138	9:07:33.344	7 -	<b>1:37.700</b>		<b>9:14:36.770</b>
4 -	1:58.117	+ 20.417	9:09:31.461	8 -	1:39.551	+ 1.851	9:16:16.321
<b>75</b>	<b>Stuart THOMPSON</b>		Caterham 7				
1 -	1:37.865	+ 1.055	9:03:44.685	5 -	1:38.922	+ 2.112	9:10:16.840
2 -	1:37.826	+ 1.016	9:05:22.511	6 -	<b>1:36.810</b>		<b>9:11:53.650</b>
3 -	1:37.213	+ 0.403	9:06:59.724	7 -	1:38.762	+ 1.952	9:13:32.412
4 -	1:38.194	+ 1.384	9:08:37.918	8 -	1:39.401	+ 2.591	9:15:11.813
<b>76</b>	<b>Amanda BLACK</b>		Caterham 7				
1 -	1:37.257	+ 2.155	9:03:26.390	6 -	<b>1:35.102</b>		<b>9:11:26.744</b>
2 -	1:36.659	+ 1.557	9:05:03.049	7 -	1:35.852	+ 0.750	9:13:02.596
3 -	1:35.456	+ 0.354	9:06:38.505	8 -	1:36.589	+ 1.487	9:14:39.185
4 -	1:37.050	+ 1.948	9:08:15.555	9 -	1:36.137	+ 1.035	9:16:15.322
5 -	1:36.087	+ 0.985	9:09:51.642				
<b>77</b>	<b>Paul HAWKER</b>		Caterham 7				
1 -	1:37.745	+ 1.371	9:04:16.585	5 -	1:38.010	+ 1.636	9:10:45.349
2 -	1:37.034	+ 0.660	9:05:53.619	6 -	1:38.591	+ 2.217	9:12:23.940
3 -	<b>1:36.374</b>		<b>9:07:29.993</b>	7 -	1:37.157	+ 0.783	9:14:01.097
4 -	1:37.346	+ 0.972	9:09:07.339	8 -	1:36.705	+ 0.331	9:15:37.802
<b>79</b>	<b>Pete CANNARD</b>		Caterham 7				
1 -	1:44.509	+ 2.593	9:04:03.665	5 -	1:42.768	+ 0.852	9:10:56.402
2 -	1:44.184	+ 2.268	9:05:47.849	6 -	1:43.152	+ 1.236	9:12:39.554
3 -	1:43.869	+ 1.953	9:07:31.718	7 -	1:44.623	+ 2.707	9:14:24.177
4 -	<b>1:41.916</b>		<b>9:09:13.634</b>	8 -	1:45.774	+ 3.858	9:16:09.951
<b>80</b>	<b>Trevor HARBER</b>		Caterham 7				
1 -	1:42.096	+ 2.471	9:03:55.591	2 -	<b>1:39.625</b>		<b>9:05:35.216</b>
<b>84</b>	<b>Mark GIBSON</b>		Caterham 7				
1 -	1:39.337	+ 2.692	9:03:54.437	5 -	1:38.403	+ 1.758	9:10:31.839
2 -	1:37.832	+ 1.187	9:05:32.269	6 -	1:41.109	+ 4.464	9:12:12.948
3 -	1:37.442	+ 0.797	9:07:09.711	7 -	1:40.186	+ 3.541	9:13:53.134
4 -	1:43.725	+ 7.080	9:08:53.436	8 -	<b>1:36.645</b>		<b>9:15:29.779</b>
<b>86</b>	<b>Darren GRAINGER</b>		Caterham 7				
1 -	1:46.157	+ 4.260	9:04:27.687	5 -	<b>1:41.897</b>		<b>9:11:34.930</b>
2 -	1:45.341	+ 3.444	9:06:13.028	6 -	1:44.305	+ 2.408	9:13:19.235
3 -	1:52.319	+ 10.422	9:08:05.347	7 -	1:43.443	+ 1.546	9:15:02.678
4 -	1:47.686	+ 5.789	9:09:53.033	8 -	1:42.991	+ 1.094	9:16:45.669
<b>88</b>	<b>Andrew OUTTERSIDE</b>		Caterham 7				
1 -	1:37.768	+ 1.724	9:03:33.831	5 -	1:36.159	+ 0.115	9:10:15.623
2 -	1:37.171	+ 1.127	9:05:11.002	6 -	1:37.528	+ 1.484	9:11:53.151
3 -	<b>1:36.044</b>		<b>9:06:47.046</b>	7 -	1:38.749	+ 2.705	9:13:31.900
4 -	1:52.418	+ 16.374	9:08:39.464	8 -	1:37.951	+ 1.907	9:15:09.851
<b>89</b>	<b>Graham SMITH</b>		Caterham 7				
1 -	1:38.765	+ 2.836	9:04:03.635	5 -	1:37.605	+ 1.676	9:10:37.697
2 -	1:38.470	+ 2.541	9:05:42.105	6 -	1:37.528	+ 1.599	9:12:15.225

Weather / Track : Sunny / Dry

Thruxton  
Circuit Length = 2.3560 miles  
Start: 09:00 End: 09:20

# McMillan Motorsport Caterham Graduate Championship (Classic & Sigma)

## QUALIFYING - RACE 1 - LAP ANALYSIS

3 -	1:38.755	+ 2.826	9:07:20.860	7 -	<b>1:35.929</b>		<b>9:13:51.154</b>
4 -	1:39.232	+ 3.303	9:09:00.092	8 -	1:37.453	+ 1.524	9:15:28.607
<b>91</b>	<b>Nigel LIDDELL</b> Caterham 7						
1 -	1:43.718	+ 3.035	9:04:10.526	5 -	1:43.193	+ 2.510	9:11:04.409
2 -	1:43.127	+ 2.444	9:05:53.653	6 -	1:42.672	+ 1.989	9:12:47.081
3 -	1:43.664	+ 2.981	9:07:37.317	7 -	1:43.715	+ 3.032	9:14:30.796
4 -	1:43.899	+ 3.216	9:09:21.216	8 -	<b>1:40.683</b>		<b>9:16:11.479</b>
<b>92</b>	<b>James CARVERY</b> Caterham 7						
1 -	1:38.101	+ 0.878	9:04:14.305	5 -	1:38.072	+ 0.849	9:10:45.836
2 -	1:37.656	+ 0.433	9:05:51.961	6 -	1:44.241	+ 7.018	9:12:30.077
3 -	1:38.580	+ 1.357	9:07:30.541	7 -	1:37.733	+ 0.510	9:14:07.810
4 -	<b>1:37.223</b>		<b>9:09:07.764</b>	8 -	1:37.984	+ 0.761	9:15:45.794
<b>97</b>	<b>Justin COX</b> Caterham 7						
1 -	1:38.372	+ 2.388	9:03:52.608	5 -	<b>1:35.984</b>		<b>9:10:38.088</b>
2 -	1:37.866	+ 1.882	9:05:30.474	6 -	1:37.002	+ 1.018	9:12:15.090
3 -	1:36.681	+ 0.697	9:07:07.155	7 -	1:36.253	+ 0.269	9:13:51.343
4 -	1:54.949	+ 18.965	9:09:02.104	8 -	1:37.098	+ 1.114	9:15:28.441
<b>99</b>	<b>David PEARSON</b> Caterham 7						
1 -	1:38.564	+ 2.740	9:04:08.796	5 -	1:39.366	+ 3.542	9:10:38.961
2 -	1:37.360	+ 1.536	9:05:46.156	6 -	<b>1:35.824</b>		<b>9:12:14.785</b>
3 -	1:37.453	+ 1.629	9:07:23.609	7 -	1:35.990	+ 0.166	9:13:50.775
4 -	1:35.986	+ 0.162	9:08:59.595	8 -	1:40.559	+ 4.735	9:15:31.334
<b>171</b>	<b>Ian ANDERSON</b> Caterham 7						
1 -	1:33.215	+ 2.560	9:03:19.065	6 -	1:33.870	+ 3.215	9:11:04.010
2 -	1:34.375	+ 3.720	9:04:53.440	7 -	1:31.213	+ 0.558	9:12:35.223
3 -	1:33.293	+ 2.638	9:06:26.733	8 -	1:30.774	+ 0.119	9:14:05.997
4 -	1:31.327	+ 0.672	9:07:58.060	9 -	<b>1:30.655</b>		<b>9:15:36.652</b>
5 -	1:32.080	+ 1.425	9:09:30.140				
<b>172</b>	<b>Ian DYBLE</b> Caterham 7						
1 -	1:33.222	+ 2.276	9:03:20.188	6 -	1:32.160	+ 1.214	9:11:02.075
2 -	1:31.542	+ 0.596	9:04:51.730	7 -	1:34.231	+ 3.285	9:12:36.306
3 -	1:33.386	+ 2.440	9:06:25.116	8 -	1:31.658	+ 0.712	9:14:07.964
4 -	1:33.491	+ 2.545	9:07:58.607	9 -	<b>1:30.946</b>		<b>9:15:38.910</b>
5 -	1:31.308	+ 0.362	9:09:29.915				
<b>173</b>	<b>John GIL</b> Caterham 7						
1 -	1:35.551	+ 2.694	9:03:28.726	6 -	1:34.444	+ 1.587	9:11:21.889
2 -	1:35.053	+ 2.196	9:05:03.779	7 -	1:34.454	+ 1.597	9:12:56.343
3 -	1:34.608	+ 1.751	9:06:38.387	8 -	<b>1:32.857</b>		<b>9:14:29.200</b>
4 -	1:34.350	+ 1.493	9:08:12.737	9 -	1:33.119	+ 0.262	9:16:02.319
5 -	1:34.708	+ 1.851	9:09:47.445				
<b>175</b>	<b>Nick DYER</b> Caterham 7						
1 -	1:36.093	+ 1.802	9:03:27.867	6 -	<b>1:34.291</b>		<b>9:11:24.858</b>
2 -	1:35.181	+ 0.890	9:05:03.048	7 -	1:34.563	+ 0.272	9:12:59.421
3 -	1:36.226	+ 1.935	9:06:39.274	8 -	1:34.900	+ 0.609	9:14:34.321
4 -	1:35.640	+ 1.349	9:08:14.914	9 -	1:35.315	+ 1.024	9:16:09.636
5 -	1:35.653	+ 1.362	9:09:50.567				
<b>176</b>	<b>Bill SCOTT</b> Caterham 7						
1 -	1:34.838	+ 2.591	9:03:37.266	6 -	1:32.275	+ 0.028	9:11:21.219
2 -	1:33.784	+ 1.537	9:05:11.050	7 -	1:34.730	+ 2.483	9:12:55.949
3 -	1:32.806	+ 0.559	9:06:43.856	8 -	<b>1:32.247</b>		<b>9:14:28.196</b>
4 -	1:32.663	+ 0.416	9:08:16.519	9 -	1:33.073	+ 0.826	9:16:01.269
5 -	1:32.425	+ 0.178	9:09:48.944				

Weather / Track : Sunny / Dry

Thruxton  
Circuit Length = 2.3560 miles  
Start: 09:00 End: 09:20

**McMillan Motorsport Caterham Graduate Championship (Classic & Sigma)**  
**QUALIFYING - RACE 1 - LAP ANALYSIS**


<b>181</b>	<b>Steve HUMPHREYS</b>			Caterham 7			
1 -	1:35.049	+ 1.654	9:03:56.619	6 -	1:34.017	+ 0.622	9:11:48.356
2 -	1:34.313	+ 0.918	9:05:30.932	7 -	1:34.065	+ 0.670	9:13:22.421
3 -	1:33.616	+ 0.221	9:07:04.548	8 -	1:33.759	+ 0.364	9:14:56.180
4 -	1:34.073	+ 0.678	9:08:38.621	9 -	<b>1:33.395</b>		<b>9:16:29.575</b>
5 -	1:35.718	+ 2.323	9:10:14.339				
<b>184</b>	<b>Jonathan CLELAND</b>			Caterham 7			
1 -	1:39.910	+ 3.930	9:04:04.323	5 -	1:36.833	+ 0.853	9:10:37.494
2 -	1:39.122	+ 3.142	9:05:43.445	6 -	<b>1:35.980</b>		<b>9:12:13.474</b>
3 -	1:38.314	+ 2.334	9:07:21.759	7 -	1:37.219	+ 1.239	9:13:50.693
4 -	1:38.902	+ 2.922	9:09:00.661	8 -	1:38.573	+ 2.593	9:15:29.266
<b>188</b>	<b>Alan DIXON</b>			Caterham 7			
1 -	1:38.359	+ 1.026	9:03:43.528	5 -	1:37.596	+ 0.263	9:10:16.215
2 -	1:37.965	+ 0.632	9:05:21.493	6 -	1:37.709	+ 0.376	9:11:53.924
3 -	1:37.478	+ 0.145	9:06:58.971	7 -	1:37.668	+ 0.335	9:13:31.592
4 -	1:39.648	+ 2.315	9:08:38.619	8 -	<b>1:37.333</b>		<b>9:15:08.925</b>
<b>196</b>	<b>Matt SIVITER (2)</b>			Caterham 7			
1 -	1:41.194	+ 7.990	9:12:54.821	3 -	<b>1:33.204</b>		<b>9:16:01.782</b>
2 -	1:33.757	+ 0.553	9:14:28.578				
<b>196</b>	<b>Daniel SIVITER (1)</b>			Caterham 7			
1 -	1:33.271	+ 1.630	9:03:36.886	3 -	<b>1:31.641</b>		<b>9:06:41.364</b>
2 -	1:32.837	+ 1.196	9:05:09.723	4 -	1:30.651 P	+ -0.990	9:08:12.015

Weather / Track : Sunny / Dry

Thruxton  
 Circuit Length = 2.3560 miles  
 Start: 09:00 End: 09:20

# McMillan Motorsport Caterham Graduate Championship (Classic & Sigma)

## RACE 1 - GRID

ROW 14		1:41.916 79   Pete CANNARD	
ROW 13	1:40.683 91   Nigel LIDDELL		1:41.897 86   Darren GRAINGER
ROW 12		1:37.700 74   James RUSSELL	1:39.625 80   Trevor HARBER
ROW 11	1:36.810 75   Stuart THOMPSON		1:37.223 92   James CARVERY
ROW 10		1:36.374 77   Paul HAWKER	1:36.645 84   Mark GIBSON
ROW 9	1:36.044 88   Andrew OUTTERSIDE		1:36.295 73   Graeme SMITH
ROW 8		1:35.929 89   Graham SMITH	1:35.984 97   Justin COX
ROW 7	1:35.102 76   Amanda BLACK		1:35.824 99   David PEARSON
ROW 6		+ 10 Second Delay	
ROW 5	1:37.333 188   Alan DIXON		
ROW 4		1:34.291 175   Nick DYER	1:35.980 184   Jonathan CLELAND
ROW 3	1:32.857 173   John GIL		1:33.395 181   Steve HUMPHREYS
ROW 2		1:31.641 196   Daniel SIVITER (1)	1:32.247 176   Bill SCOTT
ROW 1	1:30.655 171   Ian ANDERSON		1:30.946 172   Ian DYBLE
<b>Pole</b>			
			

Thruxton  
Circuit Length = 2.3560 miles

**These results are provisional until the conclusion of any judicial and technical matters.**

Clerk of Course :		Timekeeper :
-------------------	--	--------------

# McMillan Motorsport Caterham Graduate Championship (Classic & Sigma)

## RACE 8 - GRID

ROW 14		1:42.991 86 Darren GRAINGER	
ROW 13	1:42.672 91 Nigel LIDDELL		1:42.768 79 Pete CANNARD
ROW 12		1:38.206 74 James RUSSELL	1:42.096 80 Trevor HARBER
ROW 11	1:37.453 89 Graham SMITH		1:37.656 92 James CARVERY
ROW 10		1:37.213 75 Stuart THOMPSON	1:37.442 84 Mark GIBSON
ROW 9	1:36.339 73 Graeme SMITH		1:36.705 77 Paul HAWKER
ROW 8		1:36.159 88 Andrew OUTTERSIDE	1:36.253 97 Justin COX
ROW 7	1:35.456 76 Amanda BLACK		1:35.986 99 David PEARSON
ROW 6		+ 10 Seconds Delay	
ROW 5	1:37.478 188 Alan DIXON		
ROW 4		1:34.563 175 Nick DYER	1:36.833 184 Jonathan CLELAND
ROW 3	1:33.616 181 Steve HUMPHREYS		1:33.757 196 Matt SIVITER (2)
ROW 2		1:32.275 176 Bill SCOTT	1:33.119 173 John GIL
ROW 1	1:30.774 171 Ian ANDERSON		1:31.308 172 Ian DYBLE

**Pole**

Thruxton  
Circuit Length = 2.3560 miles

**These results are provisional until the conclusion of any judicial and technical matters.**

Clerk of Course :		Timekeeper :
-------------------	--	--------------



# McMillan Motorsport Caterham Graduate Championship (Classic & Sigma)

## RACE 1 - CLASSIFICATION

POS	NO	CL	NAME	ENTRY	LAPS	TIME	GAP	DIFF	MPH	BEST	ON
1	171	S	Ian ANDERSON	Caterham 7	14	21:36.214			91.60	1:31.370	8
2	181	S	Steve HUMPHREYS	Caterham 7	14	21:51.914	15.700	15.700	90.51	1:31.737	5
3	173	S	John GIL	Caterham 7	14	21:52.351	16.137	0.437	90.48	1:32.109	10
4	196	S	Daniel SIVITER (1)	Caterham 7	14	21:52.473	16.259	0.122	90.47	1:32.188	10
5	172	S	Ian DYBLE	Caterham 7	14	21:52.639	16.425	0.166	90.46	1:31.904	11
6	176	S	Bill SCOTT	Caterham 7	14	22:06.586	30.372	13.947	89.50	1:31.459	3
7	175	S	Nick DYER	Caterham 7	14	22:28.781	52.567	22.195	88.03	1:33.165	11
8	188	S	Alan DIXON	Caterham 7	14	22:29.069	52.855	0.288	88.01	1:33.701	2
9	184	S	Jonathan CLELAND	Caterham 7	14	22:31.155	54.941	2.086	87.88	1:34.510	3
10	99	C	David PEARSON	Caterham 7	14	23:10.720	1:34.506	39.565	85.38	1:36.148	14
11	77	C	Paul HAWKER	Caterham 7	14	23:11.402	1:35.188	0.682	85.33	1:36.312	3
12	75	C	Stuart THOMPSON	Caterham 7	14	23:12.194	1:35.980	0.792	85.29	1:37.039	14
13	88	C	Andrew OUTTERSIDE	Caterham 7	14	23:14.237	1:38.023	2.043	85.16	1:36.335	5
14	92	C	James CARVEY	Caterham 7	14	23:20.403	1:44.189	6.166	84.79	1:36.721	11
15	73	C	Graeme SMITH	Caterham 7	13	21:36.306	1 lap	1 lap	85.05	1:37.235	10
16	76	C	Amanda BLACK	Caterham 7	13	21:36.458	1 lap	0.152	85.04	1:37.213	6
17	97	C	Justin COX	Caterham 7	13	21:36.790	1 lap	0.332	85.02	1:37.170	11
18	74	C	James RUSSELL	Caterham 7	13	22:03.297	1 lap	26.507	83.32	1:37.817	12
19	86	C	Darren GRAINGER	Caterham 7	13	22:32.083	1 lap	28.786	81.54	1:40.735	2
20	79	C	Pete CANNARD	Caterham 7	13	22:32.807	1 lap	0.724	81.50	1:40.593	2
21	91	C	Nigel LIDDELL	Caterham 7	13	22:36.268	1 lap	3.461	81.29	1:40.941	2

### NOT CLASSIFIED

DNF 89	C	Graham SMITH	Caterham 7	12	19:56.370	2 laps	1 lap	85.07	1:35.973	6
DNF 84	C	Mark GIBSON	Caterham 7	11	19:21.578	3 laps	1 lap	80.31	1:38.646	8
DNF 80	C	Trevor HARBER	Caterham 7	0						

### FASTEST LAP

171	S	Ian ANDERSON	Caterham 7	8	1:31.370		92.82 mph	149.38 kph
89	C	Graham SMITH	Caterham 7	6	1:35.973		88.37 mph	142.22 kph

Weather / Track : Cloudy / Dry

These results are provisional until the conclusion of any judicial and technical matters.

Thruxton

Circuit Length = 2.3560 miles

Start: 13:33 End: 13:56

Clerk of Course :		Timekeeper :	
-------------------	--	--------------	--

# McMillan Motorsport Caterham Graduate Championship (Classic)

## RACE 1 - CLASSIFICATION

POS	NO	CL	NAME	ENTRY	LAPS	TIME	GAP	DIFF	MPH	BEST	ON
1	99	C	David PEARSON	Caterham 7	14	23:10.720			85.38	1:36.148	14
2	77	C	Paul HAWKER	Caterham 7	14	23:11.402	0.682	0.682	85.33	1:36.312	3
3	75	C	Stuart THOMPSON	Caterham 7	14	23:12.194	1.474	0.792	85.29	1:37.039	14
4	88	C	Andrew OUTTERSIDE	Caterham 7	14	23:14.237	3.517	2.043	85.16	1:36.335	5
5	92	C	James CARVEY	Caterham 7	14	23:20.403	9.683	6.166	84.79	1:36.721	11
6	73	C	Graeme SMITH	Caterham 7	13	21:36.306	1 lap	1 lap	85.05	1:37.235	10
7	76	C	Amanda BLACK	Caterham 7	13	21:36.458	1 lap	0.152	85.04	1:37.213	6
8	97	C	Justin COX	Caterham 7	13	21:36.790	1 lap	0.332	85.02	1:37.170	11
9	74	C	James RUSSELL	Caterham 7	13	22:03.297	1 lap	26.507	83.32	1:37.817	12
10	86	C	Darren GRAINGER	Caterham 7	13	22:32.083	1 lap	28.786	81.54	1:40.735	2
11	79	C	Pete CANNARD	Caterham 7	13	22:32.807	1 lap	0.724	81.50	1:40.593	2
12	91	C	Nigel LIDDELL	Caterham 7	13	22:36.268	1 lap	3.461	81.29	1:40.941	2
NOT CLASSIFIED											
DNF	89	C	Graham SMITH	Caterham 7	12	19:56.370	2 laps	1 lap	85.07	1:35.973	6
DNF	84	C	Mark GIBSON	Caterham 7	11	19:21.578	3 laps	1 lap	80.31	1:38.646	8
DNF	80	C	Trevor HARBER	Caterham 7	0						
FASTEST LAP											
89	C	Graham SMITH	Caterham 7	6	1:35.973			88.37 mph		142.22 kph	

Weather / Track : Cloudy / Dry  
 These results are provisional until the conclusion of any judicial and technical matters.

Thruxton  
 Circuit Length = 2.3560 miles  
 Start: 13:33 End: 13:56

Clerk of Course :	Timekeeper :
-------------------	--------------

**McMillan Motorsport Caterham Graduate Championship (Sigma)**  
**RACE 1 - CLASSIFICATION**

POS	NO	CL	NAME	ENTRY	LAPS	TIME	GAP	DIFF	MPH	BEST	ON
1	171	S	Ian ANDERSON	Caterham 7	14	21:36.214			91.60	1:31.370	8
2	181	S	Steve HUMPHREYS	Caterham 7	14	21:51.914	15.700	15.700	90.51	1:31.737	5
3	173	S	John GIL	Caterham 7	14	21:52.351	16.137	0.437	90.48	1:32.109	10
4	196	S	Daniel SIVITER (1)	Caterham 7	14	21:52.473	16.259	0.122	90.47	1:32.188	10
5	172	S	Ian DYBLE	Caterham 7	14	21:52.639	16.425	0.166	90.46	1:31.904	11
6	176	S	Bill SCOTT	Caterham 7	14	22:06.586	30.372	13.947	89.50	1:31.459	3
7	175	S	Nick DYER	Caterham 7	14	22:28.781	52.567	22.195	88.03	1:33.165	11
8	188	S	Alan DIXON	Caterham 7	14	22:29.069	52.855	0.288	88.01	1:33.701	2
9	184	S	Jonathan CLELAND	Caterham 7	14	22:31.155	54.941	2.086	87.88	1:34.510	3

FASTEST LAP

171	S	Ian ANDERSON	Caterham 7	8	1:31.370	92.82 mph	149.38 kph
-----	---	--------------	------------	---	----------	-----------	------------

Weather / Track : Cloudy / Dry

These results are provisional until the conclusion of any judicial and technical matters.

Thruxton

Circuit Length = 2.3560 miles

Start: 13:33 End: 13:56

Clerk of Course :		Timekeeper :
-------------------	--	--------------

# McMillan Motorsport Caterham Graduate Championship (Classic & Sigma)

## RACE 1 - LAP CHART

Lap 1			Lap 2			Lap 3			Lap 4			Lap 5		
No	Behind	Laptime	No	Behind	Laptime	No	Behind	Laptime	No	Behind	Laptime	No	Behind	Laptime
171		1:38.952	171		1:32.387	171		1:32.434	171		1:32.036	171		1:31.894
172	0.553	1:39.505	196	2.285	1:33.896	176	2.192	1:31.459	176	2.684	1:32.528	176	4.157	1:33.367
196	0.776	1:39.728	176	3.167	1:33.224	196	2.424	1:32.573	196	2.716	1:32.328	196	4.348	1:33.526
173	1.129	1:40.081	172	3.298	1:35.132	172	3.637	1:32.773	172	4.159	1:32.558	172	4.725	1:32.460
176	2.330	1:41.282	173	3.878	1:35.136	173	4.234	1:32.790	173	4.654	1:32.456	173	5.056	1:32.296
181	2.764	1:41.716	175	4.580	1:33.338	181	5.527	1:33.367	181	5.273	1:31.782	181	5.116	1:31.737
175	3.629	1:42.581	181	4.594	1:34.217	175	5.828	1:33.682	188	13.833	1:36.352	184	18.934	1:36.429
188	4.341	1:43.293	188	5.655	1:33.701	184	9.197	1:34.510	184	14.399	1:37.238	188	19.864	1:37.925
184	4.930	1:43.882	184	7.121	1:34.578	188	9.517	1:36.296	175	21.158	1:47.366	175	25.319	1:36.055
99	15.840	1:54.792	99	21.642	1:38.189	89	27.496	1:38.171	99	34.814	1:38.234	88	41.814	1:36.335
76	15.861	1:54.813	89	21.759	1:37.048	76	27.507	1:37.797	89	35.039	1:39.579	99	41.987	1:39.067
88	16.482	1:55.434	76	22.144	1:38.670	77	28.020	1:36.312	76	35.371	1:39.900	77	42.931	1:38.149
73	16.686	1:55.638	73	22.774	1:38.475	99	28.616	1:39.408	97	35.900	1:38.596	73	43.435	1:38.481
89	17.098	1:56.050	88	23.070	1:38.975	73	28.823	1:38.483	77	36.676	1:40.692	89	43.804	1:40.659
97	17.641	1:56.593	97	23.722	1:38.468	97	29.340	1:38.052	73	36.848	1:40.061	76	44.185	1:40.708
77	18.275	1:57.227	77	24.142	1:38.254	88	29.664	1:39.028	92	37.036	1:39.145	92	44.239	1:39.097
74	18.852	1:57.804	92	24.597	1:37.511	92	29.927	1:37.764	88	37.373	1:39.745	97	44.255	1:40.249
75	18.999	1:57.951	75	24.811	1:38.199	75	30.401	1:38.024	75	37.742	1:39.377	75	44.424	1:38.576
84	19.202	1:58.154	74	24.920	1:38.455	74	30.501	1:38.015	74	37.816	1:39.351	74	58.158	1:52.236
92	19.473	1:58.425	84	27.649	1:40.834	91	39.330	1:43.468	79	49.405	1:41.302	79	1:00.570	1:43.059
91	19.742	1:58.694	91	28.296	1:40.941	79	40.139	1:42.174	91	49.534	1:42.240	91	1:01.024	1:43.384
86	20.514	1:59.466	86	28.862	1:40.735	86	40.217	1:43.789	86	50.077	1:41.896	86	1:01.241	1:43.058
79	22.193	2:01.145	79	30.399	1:40.593	84	45.858	1:50.643	84	53.465	1:39.643	84	1:01.576	1:40.005

Weather / Track : Cloudy / Dry

Thruxton  
Circuit Length = 2.3560 miles  
Start: 13:33 End: 13:56

# McMillan Motorsport Caterham Graduate Championship (Classic & Sigma)

## RACE 1 - LAP CHART

Lap 6			Lap 7			Lap 8			Lap 9			Lap 10		
No	Behind	Laptime	No	Behind	Laptime	No	Behind	Laptime	No	Behind	Laptime	No	Behind	Laptime
171		1:32.068	171		1:31.540	171		1:31.370	171		1:32.779	171		1:32.336
196	5.221	1:32.941	196	7.208	1:33.527	196	9.400	1:33.562	79	1 LAP	1:44.622	84	1 LAP	1:42.335
176	5.648	1:33.559	173	7.875	1:32.739	173	9.411	1:32.906	86	1 LAP	1:44.788	196	9.470	1:32.188
172	5.856	1:33.199	172	8.029	1:33.713	172	9.745	1:33.086	91	1 LAP	1:51.799	173	9.930	1:32.109
181	6.249	1:33.201	181	9.718	1:35.009	181	10.233	1:31.885	196	9.618	1:32.997	181	11.196	1:32.874
173	6.676	1:33.688	176	13.714	1:39.606	176	15.551	1:33.207	173	10.157	1:33.525	172	11.513	1:33.521
184	23.394	1:36.528	184	29.236	1:37.382	184	33.765	1:35.899	172	10.328	1:33.362	79	1 LAP	1:43.469
175	29.577	1:36.326	188	32.360	1:33.825	175	36.422	1:35.283	181	10.658	1:33.204	86	1 LAP	1:43.217
188	30.075	1:42.279	175	32.509	1:34.472	188	37.282	1:36.292	176	16.610	1:33.838	91	1 LAP	1:43.028
89	47.709	1:35.973	77	55.279	1:38.514	99	1:02.019	1:37.814	184	36.824	1:35.838	176	20.392	1:36.118
99	47.848	1:37.929	99	55.575	1:39.267	89	1:02.313	1:37.760	175	38.227	1:34.584	184	39.154	1:34.666
77	48.305	1:37.442	89	55.923	1:39.754	77	1:02.797	1:38.888	188	39.382	1:34.879	175	39.917	1:34.026
88	48.695	1:38.949	76	56.088	1:38.298	88	1:03.591	1:38.654	99	1:06.984	1:37.744	188	41.732	1:34.686
73	48.898	1:37.531	88	56.307	1:39.152	75	1:04.058	1:38.419	88	1:07.294	1:36.482	77	1:12.249	1:36.891
76	49.330	1:37.213	92	56.818	1:38.336	92	1:04.151	1:38.703	89	1:07.387	1:37.853	88	1:12.532	1:37.574
97	49.629	1:37.442	73	56.959	1:39.601	73	1:04.306	1:38.717	77	1:07.694	1:37.676	89	1:12.694	1:37.643
92	50.022	1:37.851	75	57.009	1:38.366	76	1:04.465	1:39.747	75	1:08.320	1:37.041	99	1:13.158	1:38.510
75	50.183	1:37.827	97	57.249	1:39.160	97	1:04.945	1:39.066	92	1:08.938	1:37.566	92	1:13.560	1:36.958
74	1:05.972	1:39.882	74	1:14.845	1:40.413	74	1:23.407	1:39.932	73	1:09.428	1:37.901	75	1:14.055	1:38.071
91	1:10.841	1:41.885	84	1:19.745	1:39.435	84	1:27.021	1:38.646	76	1:09.484	1:37.798	73	1:14.327	1:37.235
79	1:11.759	1:43.257	91	1:20.369	1:41.068				97	1:09.748	1:37.582	76	1:14.512	1:37.364
84	1:11.850	1:42.342	79	1:21.697	1:41.478				74	1:30.324	1:39.696	97	1:14.796	1:37.384
86	1:12.412	1:43.239	86	1:22.002	1:41.130									

Weather / Track : Cloudy / Dry

Thruxton  
Circuit Length = 2.3560 miles  
Start: 13:33 End: 13:56

# McMillan Motorsport Caterham Graduate Championship (Classic & Sigma)

## RACE 1 - LAP CHART

Lap 11			Lap 12			Lap 13			Lap 14		
No	Behind	Laptime	No	Behind	Laptime	No	Behind	Laptime	No	Behind	Laptime
171		1:31.574	171		1:31.854	171		1:31.566	171		1:33.424
74	1 LAP	1:40.048	173	12.469	1:32.814	181	15.322	1:32.412	73	1 LAP	1:38.926
196	11.296	1:33.400	196	13.807	1:34.365	196	15.572	1:33.331	76	1 LAP	1:38.745
173	11.509	1:33.153	181	14.476	1:34.229	173	16.054	1:35.151	97	1 LAP	1:39.236
172	11.843	1:31.904	172	14.873	1:34.884	172	16.276	1:32.969	181	15.700	1:33.802
181	12.101	1:32.479	74	1 LAP	1:40.667	74	1 LAP	1:37.817	173	16.137	1:33.507
79	1 LAP	1:42.211	176	28.660	1:33.996	176	30.415	1:33.321	196	16.259	1:34.111
86	1 LAP	1:42.412	79	1 LAP	1:42.857	79	1 LAP	1:42.718	172	16.425	1:33.573
84	1 LAP	1:52.708	86	1 LAP	1:42.683	86	1 LAP	1:43.606	74	1 LAP	1:38.981
176	26.518	1:37.700	91	1 LAP	1:41.867	188	50.189	1:34.432	176	30.372	1:33.381
91	1 LAP	1:43.391	175	45.029	1:35.375	175	50.433	1:36.970	175	52.567	1:35.558
175	41.508	1:33.165	184	45.506	1:35.188	184	51.423	1:37.483	188	52.855	1:36.090
184	42.172	1:34.592	188	47.323	1:34.944	91	1 LAP	1:43.268	184	54.941	1:36.942
188	44.233	1:34.075	84	1 LAP	1:56.833	77	1:31.012	1:38.308	86	1 LAP	1:42.064
99	1:18.147	1:36.563	77	1:24.270	1:37.303	99	1:31.782	1:37.697	79	1 LAP	1:43.922
92	1:18.707	1:36.721	92	1:24.969	1:38.116	75	1:32.365	1:38.347	91	1 LAP	1:41.235
77	1:18.821	1:38.146	89	1:25.146	1:37.501	88	1:32.878	1:38.596	99	1:34.506	1:36.148
89	1:19.499	1:38.379	75	1:25.584	1:37.734	92	1:33.250	1:39.847	77	1:35.188	1:37.600
75	1:19.704	1:37.223	99	1:25.651	1:39.358				75	1:35.980	1:37.039
88	1:19.965	1:39.007	88	1:25.848	1:37.737				88	1:38.023	1:38.569
73	1:20.197	1:37.444	73	1:26.156	1:37.813				92	1:44.189	1:44.363
97	1:20.392	1:37.170	97	1:26.330	1:37.792						
76	1:21.060	1:38.122	76	1:26.489	1:37.283						

Weather / Track : Cloudy / Dry

Thruxton  
Circuit Length = 2.3560 miles  
Start: 13:33 End: 13:56

# McMillan Motorsport Caterham Graduate Championship (Classic & Sigma)

## RACE 1 - LAP ANALYSIS

<b>73</b>	<b>Graeme SMITH</b>		C Caterham 7				
1 -	1:55.638	+ 18.403	13:34:58.985	8 -	1:38.717	+ 1.482	13:46:30.334
2 -	1:38.475	+ 1.240	13:36:37.460	9 -	1:37.901	+ 0.666	13:48:08.235
3 -	1:38.483	+ 1.248	13:38:15.943	10 -	<b>1:37.235</b>		<b>13:49:45.470</b>
4 -	1:40.061	+ 2.826	13:39:56.004	11 -	1:37.444	+ 0.209	13:51:22.914
5 -	1:38.481	+ 1.246	13:41:34.485	12 -	1:37.813	+ 0.578	13:53:00.727
6 -	1:37.531	+ 0.296	13:43:12.016	13 -	1:38.926	+ 1.691	13:54:39.653
7 -	1:39.601	+ 2.366	13:44:51.617				
<b>74</b>	<b>James RUSSELL</b>		C Caterham 7				
1 -	1:57.804	+ 19.987	13:35:01.151	8 -	1:39.932	+ 2.115	13:46:49.435
2 -	1:38.455	+ 0.638	13:36:39.606	9 -	1:39.696	+ 1.879	13:48:29.131
3 -	1:38.015	+ 0.198	13:38:17.621	10 -	1:40.048	+ 2.231	13:50:09.179
4 -	1:39.351	+ 1.534	13:39:56.972	11 -	1:40.667	+ 2.850	13:51:49.846
5 -	1:52.236	+ 14.419	13:41:49.208	12 -	<b>1:37.817</b>		<b>13:53:27.663</b>
6 -	1:39.882	+ 2.065	13:43:29.090	13 -	1:38.981	+ 1.164	13:55:06.644
7 -	1:40.413	+ 2.596	13:45:09.503				
<b>75</b>	<b>Stuart THOMPSON</b>		C Caterham 7				
1 -	1:57.951	+ 20.912	13:35:01.298	8 -	1:38.419	+ 1.380	13:46:30.086
2 -	1:38.199	+ 1.160	13:36:39.497	9 -	1:37.041	+ 0.002	13:48:07.127
3 -	1:38.024	+ 0.985	13:38:17.521	10 -	1:38.071	+ 1.032	13:49:45.198
4 -	1:39.377	+ 2.338	13:39:56.898	11 -	1:37.223	+ 0.184	13:51:22.421
5 -	1:38.576	+ 1.537	13:41:35.474	12 -	1:37.734	+ 0.695	13:53:00.155
6 -	1:37.827	+ 0.788	13:43:13.301	13 -	1:38.347	+ 1.308	13:54:38.502
7 -	1:38.366	+ 1.327	13:44:51.667	14 -	<b>1:37.039</b>		<b>13:56:15.541</b>
<b>76</b>	<b>Amanda BLACK</b>		C Caterham 7				
1 -	1:54.813	+ 17.600	13:34:58.160	8 -	1:39.747	+ 2.534	13:46:30.493
2 -	1:38.670	+ 1.457	13:36:36.830	9 -	1:37.798	+ 0.585	13:48:08.291
3 -	1:37.797	+ 0.584	13:38:14.627	10 -	1:37.364	+ 0.151	13:49:45.655
4 -	1:39.900	+ 2.687	13:39:54.527	11 -	1:38.122	+ 0.909	13:51:23.777
5 -	1:40.708	+ 3.495	13:41:35.235	12 -	1:37.283	+ 0.070	13:53:01.060
6 -	<b>1:37.213</b>		<b>13:43:12.448</b>	13 -	1:38.745	+ 1.532	13:54:39.805
7 -	1:38.298	+ 1.085	13:44:50.746				
<b>77</b>	<b>Paul HAWKER</b>		C Caterham 7				
1 -	1:57.227	+ 20.915	13:35:00.574	8 -	1:38.888	+ 2.576	13:46:28.825
2 -	1:38.254	+ 1.942	13:36:38.828	9 -	1:37.676	+ 1.364	13:48:06.501
3 -	<b>1:36.312</b>		<b>13:38:15.140</b>	10 -	1:36.891	+ 0.579	13:49:43.392
4 -	1:40.692	+ 4.380	13:39:55.832	11 -	1:38.146	+ 1.834	13:51:21.538
5 -	1:38.149	+ 1.837	13:41:33.981	12 -	1:37.303	+ 0.991	13:52:58.841
6 -	1:37.442	+ 1.130	13:43:11.423	13 -	1:38.308	+ 1.996	13:54:37.149
7 -	1:38.514	+ 2.202	13:44:49.937	14 -	1:37.600	+ 1.288	13:56:14.749
<b>79</b>	<b>Pete CANNARD</b>		C Caterham 7				
1 -	2:01.145	+ 20.552	13:35:04.492	8 -	1:44.622	+ 4.029	13:47:00.977
2 -	<b>1:40.593</b>		<b>13:36:45.085</b>	9 -	1:43.469	+ 2.876	13:48:44.446
3 -	1:42.174	+ 1.581	13:38:27.259	10 -	1:42.211	+ 1.618	13:50:26.657
4 -	1:41.302	+ 0.709	13:40:08.561	11 -	1:42.857	+ 2.264	13:52:09.514
5 -	1:43.059	+ 2.466	13:41:51.620	12 -	1:42.718	+ 2.125	13:53:52.232
6 -	1:43.257	+ 2.664	13:43:34.877	13 -	1:43.922	+ 3.329	13:55:36.154
7 -	1:41.478	+ 0.885	13:45:16.355				
<b>80</b>	<b>Trevor HARBER</b>		C Caterham 7				
<b>84</b>	<b>Mark GIBSON</b>		C Caterham 7				
1 -	1:58.154	+ 19.508	13:35:01.501	7 -	1:39.435	+ 0.789	13:45:14.403
2 -	1:40.834	+ 2.188	13:36:42.335	8 -	<b>1:38.646</b>		<b>13:46:53.049</b>
3 -	1:50.643	+ 11.997	13:38:32.978	9 -	1:42.335	+ 3.689	13:48:35.384
4 -	1:39.643	+ 0.997	13:40:12.621	10 -	1:52.708	+ 14.062	13:50:28.092

Weather / Track : Cloudy / Dry

Thruxton  
Circuit Length = 2.3560 miles  
Start: 13:33 End: 13:56

# McMillan Motorsport Caterham Graduate Championship (Classic & Sigma)

## RACE 1 - LAP ANALYSIS

5 -	1:40.005	+ 1.359	13:41:52.626	11 -	1:56.833	+ 18.187	13:52:24.925
6 -	1:42.342	+ 3.696	13:43:34.968				
<b>86</b>	<b>Darren GRAINGER</b>			C Caterham 7			
1 -	1:59.466	+ 18.731	13:35:02.813	8 -	1:44.788	+ 4.053	13:47:01.448
2 -	<b>1:40.735</b>		<b>13:36:43.548</b>	9 -	1:43.217	+ 2.482	13:48:44.665
3 -	1:43.789	+ 3.054	13:38:27.337	10 -	1:42.412	+ 1.677	13:50:27.077
4 -	1:41.896	+ 1.161	13:40:09.233	11 -	1:42.683	+ 1.948	13:52:09.760
5 -	1:43.058	+ 2.323	13:41:52.291	12 -	1:43.606	+ 2.871	13:53:53.366
6 -	1:43.239	+ 2.504	13:43:35.530	13 -	1:42.064	+ 1.329	13:55:35.430
7 -	1:41.130	+ 0.395	13:45:16.660				
<b>88</b>	<b>Andrew OUTTERSIDE</b>			C Caterham 7			
1 -	1:55.434	+ 19.099	13:34:58.781	8 -	1:38.654	+ 2.319	13:46:29.619
2 -	1:38.975	+ 2.640	13:36:37.756	9 -	1:36.482	+ 0.147	13:48:06.101
3 -	1:39.028	+ 2.693	13:38:16.784	10 -	1:37.574	+ 1.239	13:49:43.675
4 -	1:39.745	+ 3.410	13:39:56.529	11 -	1:39.007	+ 2.672	13:51:22.682
5 -	<b>1:36.335</b>		<b>13:41:32.864</b>	12 -	1:37.737	+ 1.402	13:53:00.419
6 -	1:38.949	+ 2.614	13:43:11.813	13 -	1:38.596	+ 2.261	13:54:39.015
7 -	1:39.152	+ 2.817	13:44:50.965	14 -	1:38.569	+ 2.234	13:56:17.584
<b>89</b>	<b>Graham SMITH</b>			C Caterham 7			
1 -	1:56.050	+ 20.077	13:34:59.397	7 -	1:39.754	+ 3.781	13:44:50.581
2 -	1:37.048	+ 1.075	13:36:36.445	8 -	1:37.760	+ 1.787	13:46:28.341
3 -	1:38.171	+ 2.198	13:38:14.616	9 -	1:37.853	+ 1.880	13:48:06.194
4 -	1:39.579	+ 3.606	13:39:54.195	10 -	1:37.643	+ 1.670	13:49:43.837
5 -	1:40.659	+ 4.686	13:41:34.854	11 -	1:38.379	+ 2.406	13:51:22.216
6 -	<b>1:35.973</b>		<b>13:43:10.827</b>	12 -	1:37.501	+ 1.528	13:52:59.717
<b>91</b>	<b>Nigel LIDDELL</b>			C Caterham 7			
1 -	1:58.694	+ 17.753	13:35:02.041	8 -	1:51.799	+ 10.858	13:47:06.826
2 -	<b>1:40.941</b>		<b>13:36:42.982</b>	9 -	1:43.028	+ 2.087	13:48:49.854
3 -	1:43.468	+ 2.527	13:38:26.450	10 -	1:43.391	+ 2.450	13:50:33.245
4 -	1:42.240	+ 1.299	13:40:08.690	11 -	1:41.867	+ 0.926	13:52:15.112
5 -	1:43.384	+ 2.443	13:41:52.074	12 -	1:43.268	+ 2.327	13:53:58.380
6 -	1:41.885	+ 0.944	13:43:33.959	13 -	1:41.235	+ 0.294	13:55:39.615
7 -	1:41.068	+ 0.127	13:45:15.027				
<b>92</b>	<b>James CARVEY</b>			C Caterham 7			
1 -	1:58.425	+ 21.704	13:35:01.772	8 -	1:38.703	+ 1.982	13:46:30.179
2 -	1:37.511	+ 0.790	13:36:39.283	9 -	1:37.566	+ 0.845	13:48:07.745
3 -	1:37.764	+ 1.043	13:38:17.047	10 -	1:36.958	+ 0.237	13:49:44.703
4 -	1:39.145	+ 2.424	13:39:56.192	11 -	<b>1:36.721</b>		<b>13:51:21.424</b>
5 -	1:39.097	+ 2.376	13:41:35.289	12 -	1:38.116	+ 1.395	13:52:59.540
6 -	1:37.851	+ 1.130	13:43:13.140	13 -	1:39.847	+ 3.126	13:54:39.387
7 -	1:38.336	+ 1.615	13:44:51.476	14 -	1:44.363	+ 7.642	13:56:23.750
<b>97</b>	<b>Justin COX</b>			C Caterham 7			
1 -	1:56.593	+ 19.423	13:34:59.940	8 -	1:39.066	+ 1.896	13:46:30.973
2 -	1:38.468	+ 1.298	13:36:38.408	9 -	1:37.582	+ 0.412	13:48:08.555
3 -	1:38.052	+ 0.882	13:38:16.460	10 -	1:37.384	+ 0.214	13:49:45.939
4 -	1:38.596	+ 1.426	13:39:55.056	11 -	<b>1:37.170</b>		<b>13:51:23.109</b>
5 -	1:40.249	+ 3.079	13:41:35.305	12 -	1:37.792	+ 0.622	13:53:00.901
6 -	1:37.442	+ 0.272	13:43:12.747	13 -	1:39.236	+ 2.066	13:54:40.137
7 -	1:39.160	+ 1.990	13:44:51.907				
<b>99</b>	<b>David PEARSON</b>			C Caterham 7			
1 -	1:54.792	+ 18.644	13:34:58.139	8 -	1:37.814	+ 1.666	13:46:28.047
2 -	1:38.189	+ 2.041	13:36:36.328	9 -	1:37.744	+ 1.596	13:48:05.791
3 -	1:39.408	+ 3.260	13:38:15.736	10 -	1:38.510	+ 2.362	13:49:44.301
4 -	1:38.234	+ 2.086	13:39:53.970	11 -	1:36.563	+ 0.415	13:51:20.864
5 -	1:39.067	+ 2.919	13:41:33.037	12 -	1:39.358	+ 3.210	13:53:00.222
6 -	1:37.929	+ 1.781	13:43:10.966	13 -	1:37.697	+ 1.549	13:54:37.919

Weather / Track : Cloudy / Dry

Thrupton  
Circuit Length = 2.3560 miles  
Start: 13:33 End: 13:56



# McMillan Motorsport Caterham Graduate Championship (Classic & Sigma)

## RACE 1 - LAP ANALYSIS

7 -	1:39.267	+ 3.119	13:44:50.233	14 -	<b>1:36.148</b>		<b>13:56:14.067</b>
<b>171</b>	<b>Ian ANDERSON</b> S Caterham 7						
1 -	1:38.952	+ 7.582	13:34:42.299	8 -	<b>1:31.370</b>		<b>13:45:26.028</b>
2 -	1:32.387	+ 1.017	13:36:14.686	9 -	1:32.779	+ 1.409	13:46:58.807
3 -	1:32.434	+ 1.064	13:37:47.120	10 -	1:32.336	+ 0.966	13:48:31.143
4 -	1:32.036	+ 0.666	13:39:19.156	11 -	1:31.574	+ 0.204	13:50:02.717
5 -	1:31.894	+ 0.524	13:40:51.050	12 -	1:31.854	+ 0.484	13:51:34.571
6 -	1:32.068	+ 0.698	13:42:23.118	13 -	1:31.566	+ 0.196	13:53:06.137
7 -	1:31.540	+ 0.170	13:43:54.658	14 -	1:33.424	+ 2.054	13:54:39.561
<b>172</b>	<b>Ian DYBLE</b> S Caterham 7						
1 -	1:39.505	+ 7.601	13:34:42.852	8 -	1:33.086	+ 1.182	13:45:35.773
2 -	1:35.132	+ 3.228	13:36:17.984	9 -	1:33.362	+ 1.458	13:47:09.135
3 -	1:32.773	+ 0.869	13:37:50.757	10 -	1:33.521	+ 1.617	13:48:42.656
4 -	1:32.558	+ 0.654	13:39:23.315	11 -	<b>1:31.904</b>		<b>13:50:14.560</b>
5 -	1:32.460	+ 0.556	13:40:55.775	12 -	1:34.884	+ 2.980	13:51:49.444
6 -	1:33.199	+ 1.295	13:42:28.974	13 -	1:32.969	+ 1.065	13:53:22.413
7 -	1:33.713	+ 1.809	13:44:02.687	14 -	1:33.573	+ 1.669	13:54:55.986
<b>173</b>	<b>John GIL</b> S Caterham 7						
1 -	1:40.081	+ 7.972	13:34:43.428	8 -	1:32.906	+ 0.797	13:45:35.439
2 -	1:35.136	+ 3.027	13:36:18.564	9 -	1:33.525	+ 1.416	13:47:08.964
3 -	1:32.790	+ 0.681	13:37:51.354	10 -	<b>1:32.109</b>		<b>13:48:41.073</b>
4 -	1:32.456	+ 0.347	13:39:23.810	11 -	1:33.153	+ 1.044	13:50:14.226
5 -	1:32.296	+ 0.187	13:40:56.106	12 -	1:32.814	+ 0.705	13:51:47.040
6 -	1:33.688	+ 1.579	13:42:29.794	13 -	1:35.151	+ 3.042	13:53:22.191
7 -	1:32.739	+ 0.630	13:44:02.533	14 -	1:33.507	+ 1.398	13:54:55.698
<b>175</b>	<b>Nick DYER</b> S Caterham 7						
1 -	1:42.581	+ 9.416	13:34:45.928	8 -	1:35.283	+ 2.118	13:46:02.450
2 -	1:33.338	+ 0.173	13:36:19.266	9 -	1:34.584	+ 1.419	13:47:37.034
3 -	1:33.682	+ 0.517	13:37:52.948	10 -	1:34.026	+ 0.861	13:49:11.060
4 -	1:47.366	+ 14.201	13:39:40.314	11 -	<b>1:33.165</b>		<b>13:50:44.225</b>
5 -	1:36.055	+ 2.890	13:41:16.369	12 -	1:35.375	+ 2.210	13:52:19.600
6 -	1:36.326	+ 3.161	13:42:52.695	13 -	1:36.970	+ 3.805	13:53:56.570
7 -	1:34.472	+ 1.307	13:44:27.167	14 -	1:35.558	+ 2.393	13:55:32.128
<b>176</b>	<b>Bill SCOTT</b> S Caterham 7						
1 -	1:41.282	+ 9.823	13:34:44.629	8 -	1:33.207	+ 1.748	13:45:41.579
2 -	1:33.224	+ 1.765	13:36:17.853	9 -	1:33.838	+ 2.379	13:47:15.417
3 -	<b>1:31.459</b>		<b>13:37:49.312</b>	10 -	1:36.118	+ 4.659	13:48:51.535
4 -	1:32.528	+ 1.069	13:39:21.840	11 -	1:37.700	+ 6.241	13:50:29.235
5 -	1:33.367	+ 1.908	13:40:55.207	12 -	1:33.996	+ 2.537	13:52:03.231
6 -	1:33.559	+ 2.100	13:42:28.766	13 -	1:33.321	+ 1.862	13:53:36.552
7 -	1:39.606	+ 8.147	13:44:08.372	14 -	1:33.381	+ 1.922	13:55:09.933
<b>181</b>	<b>Steve HUMPHREYS</b> S Caterham 7						
1 -	1:41.716	+ 9.979	13:34:45.063	8 -	1:31.885	+ 0.148	13:45:36.261
2 -	1:34.217	+ 2.480	13:36:19.280	9 -	1:33.204	+ 1.467	13:47:09.465
3 -	1:33.367	+ 1.630	13:37:52.647	10 -	1:32.874	+ 1.137	13:48:42.339
4 -	1:31.782	+ 0.045	13:39:24.429	11 -	1:32.479	+ 0.742	13:50:14.818
5 -	<b>1:31.737</b>		<b>13:40:56.166</b>	12 -	1:34.229	+ 2.492	13:51:49.047
6 -	1:33.201	+ 1.464	13:42:29.367	13 -	1:32.412	+ 0.675	13:53:21.459
7 -	1:35.009	+ 3.272	13:44:04.376	14 -	1:33.802	+ 2.065	13:54:55.261
<b>184</b>	<b>Jonathan CLELAND</b> S Caterham 7						
1 -	1:43.882	+ 9.372	13:34:47.229	8 -	1:35.899	+ 1.389	13:45:59.793
2 -	1:34.578	+ 0.068	13:36:21.807	9 -	1:35.838	+ 1.328	13:47:35.631
3 -	<b>1:34.510</b>		<b>13:37:56.317</b>	10 -	1:34.666	+ 0.156	13:49:10.297
4 -	1:37.238	+ 2.728	13:39:33.555	11 -	1:34.592	+ 0.082	13:50:44.889
5 -	1:36.429	+ 1.919	13:41:09.984	12 -	1:35.188	+ 0.678	13:52:20.077
6 -	1:36.528	+ 2.018	13:42:46.512	13 -	1:37.483	+ 2.973	13:53:57.560

Weather / Track : Cloudy / Dry

Thruxton  
Circuit Length = 2.3560 miles  
Start: 13:33 End: 13:56

# McMillan Motorsport Caterham Graduate Championship (Classic & Sigma)

## RACE 1 - LAP ANALYSIS

7 -	1:37.382	+ 2.872	13:44:23.894	14 -	1:36.942	+ 2.432	13:55:34.502
<b>188</b>	<b>Alan DIXON</b>			S	Caterham 7		
1 -	1:43.293	+ 9.592	13:34:46.640	8 -	1:36.292	+ 2.591	13:46:03.310
2 -	<b>1:33.701</b>		<b>13:36:20.341</b>	9 -	1:34.879	+ 1.178	13:47:38.189
3 -	1:36.296	+ 2.595	13:37:56.637	10 -	1:34.686	+ 0.985	13:49:12.875
4 -	1:36.352	+ 2.651	13:39:32.989	11 -	1:34.075	+ 0.374	13:50:46.950
5 -	1:37.925	+ 4.224	13:41:10.914	12 -	1:34.944	+ 1.243	13:52:21.894
6 -	1:42.279	+ 8.578	13:42:53.193	13 -	1:34.432	+ 0.731	13:53:56.326
7 -	1:33.825	+ 0.124	13:44:27.018	14 -	1:36.090	+ 2.389	13:55:32.416
<b>196</b>	<b>Daniel SIVITER (1)</b>			S	Caterham 7		
1 -	1:39.728	+ 7.540	13:34:43.075	8 -	1:33.562	+ 1.374	13:45:35.428
2 -	1:33.896	+ 1.708	13:36:16.971	9 -	1:32.997	+ 0.809	13:47:08.425
3 -	1:32.573	+ 0.385	13:37:49.544	10 -	<b>1:32.188</b>		<b>13:48:40.613</b>
4 -	1:32.328	+ 0.140	13:39:21.872	11 -	1:33.400	+ 1.212	13:50:14.013
5 -	1:33.526	+ 1.338	13:40:55.398	12 -	1:34.365	+ 2.177	13:51:48.378
6 -	1:32.941	+ 0.753	13:42:28.339	13 -	1:33.331	+ 1.143	13:53:21.709
7 -	1:33.527	+ 1.339	13:44:01.866	14 -	1:34.111	+ 1.923	13:54:55.820

Weather / Track : Cloudy / Dry

Thruxton  
Circuit Length = 2.3560 miles  
Start: 13:33 End: 13:56

# McMillan Motorsport Caterham Graduate Championship (Classic & Sigma)

## RACE 8 - CLASSIFICATION

POS	NO	CL	NAME	ENTRY	LAPS	TIME	GAP	DIFF	MPH	BEST	ON
1	181	S	Steve HUMPHREYS	Caterham 7	14	21:38.055			91.47	1:31.435	7
2	171	S	Ian ANDERSON	Caterham 7	14	21:38.122	0.067	0.067	91.47	1:31.549	7
3	176	S	Bill SCOTT	Caterham 7	14	21:45.854	7.799	7.732	90.93	1:31.740	2
4	172	S	Ian DYBLE	Caterham 7	14	21:46.938	8.883	1.084	90.85	1:31.679	9
5	196	S	Matt SIVITER (2)	Caterham 7	14	22:07.448	29.393	20.510	89.45	1:33.347	12
6	175	S	Nick DYER	Caterham 7	14	22:16.846	38.791	9.398	88.82	1:33.196	11
7	173	S	John GIL	Caterham 7	14	22:19.155	41.100	2.309	88.66	1:31.692	2
8	184	S	Jonathan CLELAND	Caterham 7	14	22:33.171	55.116	14.016	87.75	1:34.425	7
9	76	C	Amanda BLACK	Caterham 7	14	23:01.241	1:23.186	28.070	85.96	1:36.861	2
10	99	C	David PEARSON	Caterham 7	14	23:03.497	1:25.442	2.256	85.82	1:35.945	5
11	77	C	Paul HAWKER	Caterham 7	14	23:05.411	1:27.356	1.914	85.70	1:36.842	7
12	89	C	Graham SMITH	Caterham 7	14	23:05.967	1:27.912	0.556	85.67	1:36.884	9
13	73	C	Graeme SMITH	Caterham 7	14	23:06.050	1:27.995	0.083	85.66	1:37.125	5
14	75	C	Stuart THOMPSON	Caterham 7	14	23:06.616	1:28.561	0.566	85.63	1:36.665	12
15	97	C	Justin COX	Caterham 7	14	23:06.771	1:28.716	0.155	85.62	1:37.004	3
16	88	C	Andrew OUTTERSIDE	Caterham 7	14	23:06.923	1:28.868	0.152	85.61	1:36.544	10
17	188	S	Alan DIXON	Caterham 7	14	23:07.133	1:29.078	0.210	85.60	1:33.912	4
18	92	C	James CARVEY	Caterham 7	13	21:46.497	1 lap	1 lap	84.39	1:38.247	9
19	74	C	James RUSSELL	Caterham 7	13	21:46.814	1 lap	0.317	84.37	1:37.754	10
20	84	C	Mark GIBSON	Caterham 7	13	21:47.700	1 lap	0.886	84.31	1:38.592	4
21	80	C	Trevor HARBER	Caterham 7	13	21:48.013	1 lap	0.313	84.29	1:38.478	11
22	79	C	Pete CANNARD	Caterham 7	13	22:25.760	1 lap	37.747	81.93	1:40.766	2
23	91	C	Nigel LIDDELL	Caterham 7	13	22:25.926	1 lap	0.166	81.92	1:41.586	2
24	86	C	Darren GRAINGER	Caterham 7	13	22:35.236	1 lap	9.310	81.35	1:40.313	2

### FASTEST LAP

181	S	Steve HUMPHREYS	Caterham 7	7	1:31.435	92.76 mph	149.28 kph
99	C	David PEARSON	Caterham 7	5	1:35.945	88.40 mph	142.26 kph

Weather / Track : Sunny / Dry

These results are provisional until the conclusion of any judicial and technical matters.

Thruxton

Circuit Length = 2.3560 miles

Start: 17:39 End: 18:02

Clerk of Course :

Timekeeper :

# McMillan Motorsport Caterham Graduate Championship (Classic)

## RACE 8 - CLASSIFICATION

POS	NO	CL	NAME	ENTRY	LAPS	TIME	GAP	DIFF	MPH	BEST	ON
1	76	C	Amanda BLACK	Caterham 7	14	23:01.241			85.96	1:36.861	2
2	99	C	David PEARSON	Caterham 7	14	23:03.497	2.256	2.256	85.82	1:35.945	5
3	77	C	Paul HAWKER	Caterham 7	14	23:05.411	4.170	1.914	85.70	1:36.842	7
4	89	C	Graham SMITH	Caterham 7	14	23:05.967	4.726	0.556	85.67	1:36.884	9
5	73	C	Graeme SMITH	Caterham 7	14	23:06.050	4.809	0.083	85.66	1:37.125	5
6	75	C	Stuart THOMPSON	Caterham 7	14	23:06.616	5.375	0.566	85.63	1:36.665	12
7	97	C	Justin COX	Caterham 7	14	23:06.771	5.530	0.155	85.62	1:37.004	3
8	88	C	Andrew OUTTERSIDE	Caterham 7	14	23:06.923	5.682	0.152	85.61	1:36.544	10
9	92	C	James CARVEY	Caterham 7	13	21:46.497	1 lap	1 lap	84.39	1:38.247	9
10	74	C	James RUSSELL	Caterham 7	13	21:46.814	1 lap	0.317	84.37	1:37.754	10
11	84	C	Mark GIBSON	Caterham 7	13	21:47.700	1 lap	0.886	84.31	1:38.592	4
12	80	C	Trevor HARBER	Caterham 7	13	21:48.013	1 lap	0.313	84.29	1:38.478	11
13	79	C	Pete CANNARD	Caterham 7	13	22:25.760	1 lap	37.747	81.93	1:40.766	2
14	91	C	Nigel LIDDELL	Caterham 7	13	22:25.926	1 lap	0.166	81.92	1:41.586	2
15	86	C	Darren GRAINGER	Caterham 7	13	22:35.236	1 lap	9.310	81.35	1:40.313	2

### FASTEST LAP

99	C	David PEARSON	Caterham 7	5	1:35.945	88.40 mph	142.26 kph
----	---	---------------	------------	---	----------	-----------	------------

Weather / Track : Sunny / Dry

These results are provisional until the conclusion of any judicial and technical matters.

Thruxton

Circuit Length = 2.3560 miles

Start: 17:39 End: 18:02

Clerk of Course :		Timekeeper :	
-------------------	--	--------------	--

# McMillan Motorsport Caterham Graduate Championship (Sigma)

## RACE 8 - CLASSIFICATION

POS	NO	CL	NAME	ENTRY	LAPS	TIME	GAP	DIFF	MPH	BEST	ON
1	181	S	Steve HUMPHREYS	Caterham 7	14	21:38.055			91.47	1:31.435	7
2	171	S	Ian ANDERSON	Caterham 7	14	21:38.122	0.067	0.067	91.47	1:31.549	7
3	176	S	Bill SCOTT	Caterham 7	14	21:45.854	7.799	7.732	90.93	1:31.740	2
4	172	S	Ian DYBLE	Caterham 7	14	21:46.938	8.883	1.084	90.85	1:31.679	9
5	196	S	Matt SIVITER (2)	Caterham 7	14	22:07.448	29.393	20.510	89.45	1:33.347	12
6	175	S	Nick DYER	Caterham 7	14	22:16.846	38.791	9.398	88.82	1:33.196	11
7	173	S	John GIL	Caterham 7	14	22:19.155	41.100	2.309	88.66	1:31.692	2
8	184	S	Jonathan CLELAND	Caterham 7	14	22:33.171	55.116	14.016	87.75	1:34.425	7
9	188	S	Alan DIXON	Caterham 7	14	23:07.133	1:29.078	33.962	85.60	1:33.912	4

### FASTEST LAP

181	S	Steve HUMPHREYS	Caterham 7	7	1:31.435	92.76 mph	149.28 kph
-----	---	-----------------	------------	---	----------	-----------	------------

Weather / Track : Sunny / Dry

These results are provisional until the conclusion of any judicial and technical matters.

Thruxton

Circuit Length = 2.3560 miles

Start: 17:39 End: 18:02

Clerk of Course :

Timekeeper :

# McMillan Motorsport Caterham Graduate Championship (Classic & Sigma)

## RACE 8 - LAP CHART

Lap 1			Lap 2			Lap 3			Lap 4			Lap 5		
No	Behind	Laptime	No	Behind	Laptime	No	Behind	Laptime	No	Behind	Laptime	No	Behind	Laptime
171		1:38.308	171		1:32.188	171		1:31.865	171		1:31.633	171		1:31.554
181	0.737	1:39.045	181	0.305	1:31.756	181	0.665	1:32.225	181	0.692	1:31.660	181	0.844	1:31.706
173	1.334	1:39.642	173	0.838	1:31.692	176	2.973	1:33.022	176	4.266	1:32.926	176	5.275	1:32.563
172	1.464	1:39.772	172	1.574	1:32.298	172	4.012	1:34.303	172	5.323	1:32.944	172	6.507	1:32.738
176	2.264	1:40.572	176	1.816	1:31.740	196	9.930	1:34.829	196	12.477	1:34.180	196	15.173	1:34.250
175	4.173	1:42.481	196	6.966	1:34.237	175	11.001	1:34.849	175	13.603	1:34.235	175	17.756	1:35.707
196	4.917	1:43.225	175	8.017	1:36.032	188	11.816	1:34.836	188	14.095	1:33.912	188	18.011	1:35.470
188	5.698	1:44.006	188	8.845	1:35.335	184	15.499	1:36.776	184	20.373	1:36.507	184	25.591	1:36.772
184	7.066	1:45.374	184	10.588	1:35.710	173	21.765	1:52.792	173	24.557	1:34.425	173	26.275	1:33.272
89	11.094	1:49.402	89	17.222	1:38.316	73	23.992	1:38.283	76	29.671	1:37.142	73	36.155	1:37.125
73	11.521	1:49.829	73	17.574	1:38.241	76	24.162	1:37.903	89	30.434	1:37.558	89	36.255	1:37.375
88	12.085	1:50.393	76	18.124	1:36.861	89	24.509	1:39.152	73	30.584	1:38.225	99	36.429	1:35.945
99	12.676	1:50.984	88	18.581	1:38.684	88	24.874	1:38.158	97	31.196	1:37.433	76	36.693	1:38.576
77	13.014	1:51.322	99	19.476	1:38.988	77	25.208	1:36.895	88	31.356	1:38.115	97	37.173	1:37.531
76	13.451	1:51.759	77	20.178	1:39.352	97	25.396	1:37.004	99	32.038	1:37.996	88	37.581	1:37.779
75	13.836	1:52.144	97	20.257	1:38.470	99	25.675	1:38.064	75	32.386	1:38.030	77	38.577	1:37.266
97	13.975	1:52.283	75	20.553	1:38.905	75	25.989	1:37.301	77	32.865	1:39.290	75	38.792	1:37.960
80	14.203	1:52.511	80	21.238	1:39.223	80	28.196	1:38.823	74	35.325	1:37.963	74	43.378	1:39.607
84	14.718	1:53.026	92	21.480	1:38.432	92	28.462	1:38.847	84	36.051	1:38.592	92	43.398	1:38.741
74	14.893	1:53.201	74	21.649	1:38.944	74	28.995	1:39.211	92	36.211	1:39.382	84	43.706	1:39.209
92	15.236	1:53.544	84	22.200	1:39.670	84	29.092	1:38.757	80	36.619	1:40.056	80	43.983	1:38.918
91	16.764	1:55.072	86	25.531	1:40.313	91	35.953	1:41.656	79	47.321	1:42.674	91	59.504	1:43.255
86	17.406	1:55.714	91	26.162	1:41.586	79	36.280	1:41.567	91	47.803	1:43.483	79	59.914	1:44.147
79	18.000	1:56.308	79	26.578	1:40.766	86	36.665	1:42.999	86	48.267	1:43.235	86	1:00.241	1:43.528

Weather / Track : Sunny / Dry

Thrupton  
Circuit Length = 2.3560 miles  
Start: 17:39 End: 18:02

# McMillan Motorsport Caterham Graduate Championship (Classic & Sigma)

## RACE 8 - LAP CHART

Lap 6			Lap 7			Lap 8			Lap 9			Lap 10		
No	Behind	Laptime	No	Behind	Laptime	No	Behind	Laptime	No	Behind	Laptime	No	Behind	Laptime
171		1:31.625	171		1:31.549	181		1:31.790	171		1:32.822	171		1:32.842
181	0.680	1:31.461	181	0.566	1:31.435	171	0.494	1:32.850	91	1 LAP	1:42.752	181	0.801	1:33.347
176	6.357	1:32.707	176	7.327	1:32.519	176	7.063	1:32.092	181	0.296	1:33.612	172	6.200	1:32.729
172	7.659	1:32.777	172	8.313	1:32.203	172	7.950	1:31.993	86	1 LAP	1:44.703	176	6.300	1:33.097
196	17.594	1:34.046	196	20.503	1:34.458	196	22.624	1:34.477	176	6.045	1:32.298	91	1 LAP	1:42.749
175	21.292	1:35.161	175	25.876	1:36.133	175	29.603	1:36.083	172	6.313	1:31.679	79	1 LAP	1:43.813
188	22.727	1:36.341	188	26.381	1:35.203	173	32.371	1:33.191	196	23.325	1:34.017	86	1 LAP	1:44.308
173	29.503	1:34.853	173	31.536	1:33.582	184	37.231	1:36.163	175	31.171	1:34.884	196	24.955	1:34.472
184	30.548	1:36.582	184	33.424	1:34.425	76	54.691	1:38.005	173	31.543	1:32.488	173	32.647	1:33.946
76	42.320	1:37.252	99	48.190	1:37.044	89	55.282	1:39.238	184	40.041	1:36.126	175	33.155	1:34.826
99	42.695	1:37.891	89	48.400	1:37.046	77	55.870	1:38.511	76	58.817	1:37.442	184	42.550	1:35.351
89	42.903	1:38.273	73	48.943	1:37.251	73	55.968	1:39.381	89	58.850	1:36.884	76	1:03.201	1:37.226
73	43.241	1:38.711	76	49.042	1:38.271	99	56.892	1:41.058	73	1:00.521	1:37.869	99	1:04.547	1:36.437
88	43.681	1:37.725	88	49.527	1:37.395	88	57.233	1:40.062	99	1:00.952	1:37.376	89	1:04.830	1:38.822
97	44.189	1:38.641	77	49.715	1:36.842	75	57.454	1:39.547	77	1:01.377	1:38.823	88	1:05.573	1:36.544
77	44.422	1:37.470	97	50.131	1:37.491	97	57.717	1:39.942	88	1:01.871	1:37.954	73	1:06.041	1:38.362
75	44.675	1:37.508	75	50.263	1:37.137	188	58.444	2:04.419	75	1:02.497	1:38.359	77	1:06.374	1:37.839
92	51.241	1:39.468	84	1:00.005	1:40.046	84	1:09.166	1:41.517	97	1:02.506	1:38.105	75	1:06.535	1:36.880
84	51.508	1:39.427	80	1:00.230	1:39.592	80	1:09.584	1:41.710	188	1:02.810	1:37.682	97	1:06.971	1:37.307
74	51.594	1:39.841	74	1:00.378	1:40.333	92	1:09.929	1:38.572	92	1:14.860	1:38.247	188	1:07.229	1:37.261
80	52.187	1:39.829	92	1:03.713	1:44.021	74	1:10.138	1:42.116	80	1:15.793	1:39.525	74	1:20.798	1:37.754
91	1:11.138	1:43.259	79	1:22.556	1:42.546	79	1:32.811	1:42.611	74	1:15.886	1:39.064	92	1:21.286	1:39.268
79	1:11.559	1:43.270	91	1:23.053	1:43.464				84	1:16.306	1:40.456	80	1:22.200	1:39.249
86	1:12.310	1:43.694	86	1:23.503	1:42.742							84	1:23.218	1:39.754

Weather / Track : Sunny / Dry

Thruxton  
Circuit Length = 2.3560 miles  
Start: 17:39 End: 18:02

# McMillan Motorsport Caterham Graduate Championship (Classic & Sigma)

## RACE 8 - LAP CHART

Lap 11			Lap 12			Lap 13			Lap 14		
No	Behind	Laptime	No	Behind	Laptime	No	Behind	Laptime	No	Behind	Laptime
171		1:32.311	171		1:31.630	181		1:32.303	181		1:34.242
181	0.419	1:31.929	181	0.333	1:31.544	171	0.174	1:32.810	171	0.067	1:34.135
176	7.381	1:33.392	176	8.957	1:33.206	92	1 LAP	1:39.542	176	7.799	1:33.453
172	7.469	1:33.580	172	9.540	1:33.701	74	1 LAP	1:39.631	92	1 LAP	1:39.719
91	1 LAP	1:42.380	196	27.841	1:33.347	80	1 LAP	1:39.363	74	1 LAP	1:39.950
79	1 LAP	1:42.650	91	1 LAP	1:42.091	84	1 LAP	1:38.811	172	8.883	1:34.472
86	1 LAP	1:43.126	79	1 LAP	1:41.909	176	8.588	1:32.267	84	1 LAP	1:39.488
196	26.124	1:33.480	86	1 LAP	1:42.146	172	8.653	1:31.749	80	1 LAP	1:40.736
173	33.359	1:33.023	173	35.357	1:33.628	196	29.635	1:34.430	196	29.393	1:34.000
175	34.040	1:33.196	175	35.708	1:33.298	173	36.935	1:34.214	175	38.791	1:35.119
184	46.043	1:35.804	184	50.219	1:35.806	175	37.914	1:34.842	173	41.100	1:38.407
76	1:08.435	1:37.545	76	1:14.736	1:37.931	91	1 LAP	1:41.918	79	1 LAP	1:41.439
99	1:09.938	1:37.702	88	1:16.081	1:37.436	79	1 LAP	1:42.060	91	1 LAP	1:42.261
88	1:10.275	1:37.013	99	1:16.277	1:37.969	86	1 LAP	1:44.135	184	55.116	1:35.702
89	1:10.529	1:38.010	89	1:16.518	1:37.619	184	53.656	1:36.073	86	1 LAP	1:44.593
73	1:11.757	1:38.027	75	1:17.300	1:36.665	76	1:19.754	1:37.654	76	1:23.186	1:37.674
75	1:12.265	1:38.041	73	1:17.611	1:37.484	89	1:20.896	1:37.014	99	1:25.442	1:37.808
97	1:12.857	1:38.197	97	1:18.301	1:37.074	99	1:21.876	1:38.235	77	1:27.356	1:37.745
77	1:12.949	1:38.886	188	1:18.893	1:36.621	73	1:22.835	1:37.860	89	1:27.912	1:41.258
188	1:13.902	1:38.984	77	1:19.031	1:37.712	88	1:23.200	1:39.755	73	1:27.995	1:39.402
74	1:27.686	1:39.199				97	1:23.286	1:37.621	75	1:28.561	1:39.156
92	1:27.689	1:38.714				188	1:23.579	1:37.322	97	1:28.716	1:39.672
80	1:28.367	1:38.478				75	1:23.647	1:38.983	88	1:28.868	1:39.910
84	1:29.854	1:38.947				77	1:23.853	1:37.458	188	1:29.078	1:39.741

Weather / Track : Sunny / Dry

Thrupton  
Circuit Length = 2.3560 miles  
Start: 17:39 End: 18:02



# McMillan Motorsport Caterham Graduate Championship (Classic & Sigma)

## RACE 8 - LAP ANALYSIS

<b>73</b>	<b>Graeme SMITH</b>		C Caterham 7				
1 -	1:49.829	+ 12.704	17:41:16.419	8 -	1:39.381	+ 2.256	17:52:43.636
2 -	1:38.241	+ 1.116	17:42:54.660	9 -	1:37.869	+ 0.744	17:54:21.505
3 -	1:38.283	+ 1.158	17:44:32.943	10 -	1:38.362	+ 1.237	17:55:59.867
4 -	1:38.225	+ 1.100	17:46:11.168	11 -	1:38.027	+ 0.902	17:57:37.894
5 -	<b>1:37.125</b>		<b>17:47:48.293</b>	12 -	1:37.484	+ 0.359	17:59:15.378
6 -	1:38.711	+ 1.586	17:49:27.004	13 -	1:37.860	+ 0.735	18:00:53.238
7 -	1:37.251	+ 0.126	17:51:04.255	14 -	1:39.402	+ 2.277	18:02:32.640
<b>74</b>	<b>James RUSSELL</b>		C Caterham 7				
1 -	1:53.201	+ 15.447	17:41:19.791	8 -	1:42.116	+ 4.362	17:52:57.806
2 -	1:38.944	+ 1.190	17:42:58.735	9 -	1:39.064	+ 1.310	17:54:36.870
3 -	1:39.211	+ 1.457	17:44:37.946	10 -	<b>1:37.754</b>		<b>17:56:14.624</b>
4 -	1:37.963	+ 0.209	17:46:15.909	11 -	1:39.199	+ 1.445	17:57:53.823
5 -	1:39.607	+ 1.853	17:47:55.516	12 -	1:39.631	+ 1.877	17:59:33.454
6 -	1:39.841	+ 2.087	17:49:35.357	13 -	1:39.950	+ 2.196	18:01:13.404
7 -	1:40.333	+ 2.579	17:51:15.690				
<b>75</b>	<b>Stuart THOMPSON</b>		C Caterham 7				
1 -	1:52.144	+ 15.479	17:41:18.734	8 -	1:39.547	+ 2.882	17:52:45.122
2 -	1:38.905	+ 2.240	17:42:57.639	9 -	1:38.359	+ 1.694	17:54:23.481
3 -	1:37.301	+ 0.636	17:44:34.940	10 -	1:36.880	+ 0.215	17:56:00.361
4 -	1:38.030	+ 1.365	17:46:12.970	11 -	1:38.041	+ 1.376	17:57:38.402
5 -	1:37.960	+ 1.295	17:47:50.930	12 -	<b>1:36.665</b>		<b>17:59:15.067</b>
6 -	1:37.508	+ 0.843	17:49:28.438	13 -	1:38.983	+ 2.318	18:00:54.050
7 -	1:37.137	+ 0.472	17:51:05.575	14 -	1:39.156	+ 2.491	18:02:33.206
<b>76</b>	<b>Amanda BLACK</b>		C Caterham 7				
1 -	1:51.759	+ 14.898	17:41:18.349	8 -	1:38.005	+ 1.144	17:52:42.359
2 -	<b>1:36.861</b>		<b>17:42:55.210</b>	9 -	1:37.442	+ 0.581	17:54:19.801
3 -	1:37.903	+ 1.042	17:44:33.113	10 -	1:37.226	+ 0.365	17:55:57.027
4 -	1:37.142	+ 0.281	17:46:10.255	11 -	1:37.545	+ 0.684	17:57:34.572
5 -	1:38.576	+ 1.715	17:47:48.831	12 -	1:37.931	+ 1.070	17:59:12.503
6 -	1:37.252	+ 0.391	17:49:26.083	13 -	1:37.654	+ 0.793	18:00:50.157
7 -	1:38.271	+ 1.410	17:51:04.354	14 -	1:37.674	+ 0.813	18:02:27.831
<b>77</b>	<b>Paul HAWKER</b>		C Caterham 7				
1 -	1:51.322	+ 14.480	17:41:17.912	8 -	1:38.511	+ 1.669	17:52:43.538
2 -	1:39.352	+ 2.510	17:42:57.264	9 -	1:38.823	+ 1.981	17:54:22.361
3 -	1:36.895	+ 0.053	17:44:34.159	10 -	1:37.839	+ 0.997	17:56:00.200
4 -	1:39.290	+ 2.448	17:46:13.449	11 -	1:38.886	+ 2.044	17:57:39.086
5 -	1:37.266	+ 0.424	17:47:50.715	12 -	1:37.712	+ 0.870	17:59:16.798
6 -	1:37.470	+ 0.628	17:49:28.185	13 -	1:37.458	+ 0.616	18:00:54.256
7 -	<b>1:36.842</b>		<b>17:51:05.027</b>	14 -	1:37.745	+ 0.903	18:02:32.001
<b>79</b>	<b>Pete CANNARD</b>		C Caterham 7				
1 -	1:56.308	+ 15.542	17:41:22.898	8 -	1:42.611	+ 1.845	17:53:20.479
2 -	<b>1:40.766</b>		<b>17:43:03.664</b>	9 -	1:43.813	+ 3.047	17:55:04.292
3 -	1:41.567	+ 0.801	17:44:45.231	10 -	1:42.650	+ 1.884	17:56:46.942
4 -	1:42.674	+ 1.908	17:46:27.905	11 -	1:41.909	+ 1.143	17:58:28.851
5 -	1:44.147	+ 3.381	17:48:12.052	12 -	1:42.060	+ 1.294	18:00:10.911
6 -	1:43.270	+ 2.504	17:49:55.322	13 -	1:41.439	+ 0.673	18:01:52.350
7 -	1:42.546	+ 1.780	17:51:37.868				
<b>80</b>	<b>Trevor HARBUR</b>		C Caterham 7				
1 -	1:52.511	+ 14.033	17:41:19.101	8 -	1:41.710	+ 3.232	17:52:57.252
2 -	1:39.223	+ 0.745	17:42:58.324	9 -	1:39.525	+ 1.047	17:54:36.777
3 -	1:38.823	+ 0.345	17:44:37.147	10 -	1:39.249	+ 0.771	17:56:16.026
4 -	1:40.056	+ 1.578	17:46:17.203	11 -	<b>1:38.478</b>		<b>17:57:54.504</b>
5 -	1:38.918	+ 0.440	17:47:56.121	12 -	1:39.363	+ 0.885	17:59:33.867
6 -	1:39.829	+ 1.351	17:49:35.950	13 -	1:40.736	+ 2.258	18:01:14.603
7 -	1:39.592	+ 1.114	17:51:15.542				

Weather / Track : Sunny / Dry

Thruxton  
Circuit Length = 2.3560 miles  
Start: 17:39 End: 18:02

# McMillan Motorsport Caterham Graduate Championship (Classic & Sigma)

## RACE 8 - LAP ANALYSIS

<b>84</b>	<b>Mark GIBSON</b>		C Caterham 7				
1 -	1:53.026	+ 14.434	17:41:19.616	8 -	1:41.517	+ 2.925	17:52:56.834
2 -	1:39.670	+ 1.078	17:42:59.286	9 -	1:40.456	+ 1.864	17:54:37.290
3 -	1:38.757	+ 0.165	17:44:38.043	10 -	1:39.754	+ 1.162	17:56:17.044
4 -	<b>1:38.592</b>		<b>17:46:16.635</b>	11 -	1:38.947	+ 0.355	17:57:55.991
5 -	1:39.209	+ 0.617	17:47:55.844	12 -	1:38.811	+ 0.219	17:59:34.802
6 -	1:39.427	+ 0.835	17:49:35.271	13 -	1:39.488	+ 0.896	18:01:14.290
7 -	1:40.046	+ 1.454	17:51:15.317				
<b>86</b>	<b>Darren GRAINGER</b>		C Caterham 7				
1 -	1:55.714	+ 15.401	17:41:22.304	8 -	1:44.703	+ 4.390	17:53:23.518
2 -	<b>1:40.313</b>		<b>17:43:02.617</b>	9 -	1:44.308	+ 3.995	17:55:07.826
3 -	1:42.999	+ 2.686	17:44:45.616	10 -	1:43.126	+ 2.813	17:56:50.952
4 -	1:43.235	+ 2.922	17:46:28.851	11 -	1:42.146	+ 1.833	17:58:33.098
5 -	1:43.528	+ 3.215	17:48:12.379	12 -	1:44.135	+ 3.822	18:00:17.233
6 -	1:43.694	+ 3.381	17:49:56.073	13 -	1:44.593	+ 4.280	18:02:01.826
7 -	1:42.742	+ 2.429	17:51:38.815				
<b>88</b>	<b>Andrew OUTTERSIDE</b>		C Caterham 7				
1 -	1:50.393	+ 13.849	17:41:16.983	8 -	1:40.062	+ 3.518	17:52:44.901
2 -	1:38.684	+ 2.140	17:42:55.667	9 -	1:37.954	+ 1.410	17:54:22.855
3 -	1:38.158	+ 1.614	17:44:33.825	10 -	<b>1:36.544</b>		<b>17:55:59.399</b>
4 -	1:38.115	+ 1.571	17:46:11.940	11 -	1:37.013	+ 0.469	17:57:36.412
5 -	1:37.779	+ 1.235	17:47:49.719	12 -	1:37.436	+ 0.892	17:59:13.848
6 -	1:37.725	+ 1.181	17:49:27.444	13 -	1:39.755	+ 3.211	18:00:53.603
7 -	1:37.395	+ 0.851	17:51:04.839	14 -	1:39.910	+ 3.366	18:02:33.513
<b>89</b>	<b>Graham SMITH</b>		C Caterham 7				
1 -	1:49.402	+ 12.518	17:41:15.992	8 -	1:39.238	+ 2.354	17:52:42.950
2 -	1:38.316	+ 1.432	17:42:54.308	9 -	<b>1:36.884</b>		<b>17:54:19.834</b>
3 -	1:39.152	+ 2.268	17:44:33.460	10 -	1:38.822	+ 1.938	17:55:58.656
4 -	1:37.558	+ 0.674	17:46:11.018	11 -	1:38.010	+ 1.126	17:57:36.666
5 -	1:37.375	+ 0.491	17:47:48.393	12 -	1:37.619	+ 0.735	17:59:14.285
6 -	1:38.273	+ 1.389	17:49:26.666	13 -	1:37.014	+ 0.130	18:00:51.299
7 -	1:37.046	+ 0.162	17:51:03.712	14 -	1:41.258	+ 4.374	18:02:32.557
<b>91</b>	<b>Nigel LIDDELL</b>		C Caterham 7				
1 -	1:55.072	+ 13.486	17:41:21.662	8 -	1:42.752	+ 1.166	17:53:21.117
2 -	<b>1:41.586</b>		<b>17:43:03.248</b>	9 -	1:42.749	+ 1.163	17:55:03.866
3 -	1:41.656	+ 0.070	17:44:44.904	10 -	1:42.380	+ 0.794	17:56:46.246
4 -	1:43.483	+ 1.897	17:46:28.387	11 -	1:42.091	+ 0.505	17:58:28.337
5 -	1:43.255	+ 1.669	17:48:11.642	12 -	1:41.918	+ 0.332	18:00:10.255
6 -	1:43.259	+ 1.673	17:49:54.901	13 -	1:42.261	+ 0.675	18:01:52.516
7 -	1:43.464	+ 1.878	17:51:38.365				
<b>92</b>	<b>James CARVEY</b>		C Caterham 7				
1 -	1:53.544	+ 15.297	17:41:20.134	8 -	1:38.572	+ 0.325	17:52:57.597
2 -	1:38.432	+ 0.185	17:42:58.566	9 -	<b>1:38.247</b>		<b>17:54:35.844</b>
3 -	1:38.847	+ 0.600	17:44:37.413	10 -	1:39.268	+ 1.021	17:56:15.112
4 -	1:39.382	+ 1.135	17:46:16.795	11 -	1:38.714	+ 0.467	17:57:53.826
5 -	1:38.741	+ 0.494	17:47:55.536	12 -	1:39.542	+ 1.295	17:59:33.368
6 -	1:39.468	+ 1.221	17:49:35.004	13 -	1:39.719	+ 1.472	18:01:13.087
7 -	1:44.021	+ 5.774	17:51:19.025				
<b>97</b>	<b>Justin COX</b>		C Caterham 7				
1 -	1:52.283	+ 15.279	17:41:18.873	8 -	1:39.942	+ 2.938	17:52:45.385
2 -	1:38.470	+ 1.466	17:42:57.343	9 -	1:38.105	+ 1.101	17:54:23.490
3 -	<b>1:37.004</b>		<b>17:44:34.347</b>	10 -	1:37.307	+ 0.303	17:56:00.797
4 -	1:37.433	+ 0.429	17:46:11.780	11 -	1:38.197	+ 1.193	17:57:38.994
5 -	1:37.531	+ 0.527	17:47:49.311	12 -	1:37.074	+ 0.070	17:59:16.068
6 -	1:38.641	+ 1.637	17:49:27.952	13 -	1:37.621	+ 0.617	18:00:53.689
7 -	1:37.491	+ 0.487	17:51:05.443	14 -	1:39.672	+ 2.668	18:02:33.361

Weather / Track : Sunny / Dry

Thrupton  
Circuit Length = 2.3560 miles  
Start: 17:39 End: 18:02

# McMillan Motorsport Caterham Graduate Championship (Classic & Sigma)

## RACE 8 - LAP ANALYSIS

<b>99</b>	<b>David PEARSON</b>		C Caterham 7				
1 -	1:50.984	+ 15.039	17:41:17.574	8 -	1:41.058	+ 5.113	17:52:44.560
2 -	1:38.988	+ 3.043	17:42:56.562	9 -	1:37.376	+ 1.431	17:54:21.936
3 -	1:38.064	+ 2.119	17:44:34.626	10 -	1:36.437	+ 0.492	17:55:58.373
4 -	1:37.996	+ 2.051	17:46:12.622	11 -	1:37.702	+ 1.757	17:57:36.075
5 -	<b>1:35.945</b>		<b>17:47:48.567</b>	12 -	1:37.969	+ 2.024	17:59:14.044
6 -	1:37.891	+ 1.946	17:49:26.458	13 -	1:38.235	+ 2.290	18:00:52.279
7 -	1:37.044	+ 1.099	17:51:03.502	14 -	1:37.808	+ 1.863	18:02:30.087
<b>171</b>	<b>Ian ANDERSON</b>		S Caterham 7				
1 -	1:38.308	+ 6.759	17:41:04.898	8 -	1:32.850	+ 1.301	17:51:48.162
2 -	1:32.188	+ 0.639	17:42:37.086	9 -	1:32.822	+ 1.273	17:53:20.984
3 -	1:31.865	+ 0.316	17:44:08.951	10 -	1:32.842	+ 1.293	17:54:53.826
4 -	1:31.633	+ 0.084	17:45:40.584	11 -	1:32.311	+ 0.762	17:56:26.137
5 -	1:31.554	+ 0.005	17:47:12.138	12 -	1:31.630	+ 0.081	17:57:57.767
6 -	1:31.625	+ 0.076	17:48:43.763	13 -	1:32.810	+ 1.261	17:59:30.577
7 -	<b>1:31.549</b>		<b>17:50:15.312</b>	14 -	1:34.135	+ 2.586	18:01:04.712
<b>172</b>	<b>Ian DYBLE</b>		S Caterham 7				
1 -	1:39.772	+ 8.093	17:41:06.362	8 -	1:31.993	+ 0.314	17:51:55.618
2 -	1:32.298	+ 0.619	17:42:38.660	9 -	<b>1:31.679</b>		<b>17:53:27.297</b>
3 -	1:34.303	+ 2.624	17:44:12.963	10 -	1:32.729	+ 1.050	17:55:00.026
4 -	1:32.944	+ 1.265	17:45:45.907	11 -	1:33.580	+ 1.901	17:56:33.606
5 -	1:32.738	+ 1.059	17:47:18.645	12 -	1:33.701	+ 2.022	17:58:07.307
6 -	1:32.777	+ 1.098	17:48:51.422	13 -	1:31.749	+ 0.070	17:59:39.056
7 -	1:32.203	+ 0.524	17:50:23.625	14 -	1:34.472	+ 2.793	18:01:13.528
<b>173</b>	<b>John GIL</b>		S Caterham 7				
1 -	1:39.642	+ 7.950	17:41:06.232	8 -	1:33.191	+ 1.499	17:52:20.039
2 -	<b>1:31.692</b>		<b>17:42:37.924</b>	9 -	1:32.488	+ 0.796	17:53:52.527
3 -	1:52.792	+ 21.100	17:44:30.716	10 -	1:33.946	+ 2.254	17:55:26.473
4 -	1:34.425	+ 2.733	17:46:05.141	11 -	1:33.023	+ 1.331	17:56:59.496
5 -	1:33.272	+ 1.580	17:47:38.413	12 -	1:33.628	+ 1.936	17:58:33.124
6 -	1:34.853	+ 3.161	17:49:13.266	13 -	1:34.214	+ 2.522	18:00:07.338
7 -	1:33.582	+ 1.890	17:50:46.848	14 -	1:38.407	+ 6.715	18:01:45.745
<b>175</b>	<b>Nick DYER</b>		S Caterham 7				
1 -	1:42.481	+ 9.285	17:41:09.071	8 -	1:36.083	+ 2.887	17:52:17.271
2 -	1:36.032	+ 2.836	17:42:45.103	9 -	1:34.884	+ 1.688	17:53:52.155
3 -	1:34.849	+ 1.653	17:44:19.952	10 -	1:34.826	+ 1.630	17:55:26.981
4 -	1:34.235	+ 1.039	17:45:54.187	11 -	<b>1:33.196</b>		<b>17:57:00.177</b>
5 -	1:35.707	+ 2.511	17:47:29.894	12 -	1:33.298	+ 0.102	17:58:33.475
6 -	1:35.161	+ 1.965	17:49:05.055	13 -	1:34.842	+ 1.646	18:00:08.317
7 -	1:36.133	+ 2.937	17:50:41.188	14 -	1:35.119	+ 1.923	18:01:43.436
<b>176</b>	<b>Bill SCOTT</b>		S Caterham 7				
1 -	1:40.572	+ 8.832	17:41:07.162	8 -	1:32.092	+ 0.352	17:51:54.731
2 -	<b>1:31.740</b>		<b>17:42:38.902</b>	9 -	1:32.298	+ 0.558	17:53:27.029
3 -	1:33.022	+ 1.282	17:44:11.924	10 -	1:33.097	+ 1.357	17:55:00.126
4 -	1:32.926	+ 1.186	17:45:44.850	11 -	1:33.392	+ 1.652	17:56:33.518
5 -	1:32.563	+ 0.823	17:47:17.413	12 -	1:33.206	+ 1.466	17:58:06.724
6 -	1:32.707	+ 0.967	17:48:50.120	13 -	1:32.267	+ 0.527	17:59:38.991
7 -	1:32.519	+ 0.779	17:50:22.639	14 -	1:33.453	+ 1.713	18:01:12.444
<b>181</b>	<b>Steve HUMPHREYS</b>		S Caterham 7				
1 -	1:39.045	+ 7.610	17:41:05.635	8 -	1:31.790	+ 0.355	17:51:47.668
2 -	1:31.756	+ 0.321	17:42:37.391	9 -	1:33.612	+ 2.177	17:53:21.280
3 -	1:32.225	+ 0.790	17:44:09.616	10 -	1:33.347	+ 1.912	17:54:54.627
4 -	1:31.660	+ 0.225	17:45:41.276	11 -	1:31.929	+ 0.494	17:56:26.556
5 -	1:31.706	+ 0.271	17:47:12.982	12 -	1:31.544	+ 0.109	17:57:58.100
6 -	1:31.461	+ 0.026	17:48:44.443	13 -	1:32.303	+ 0.868	17:59:30.403
7 -	<b>1:31.435</b>		<b>17:50:15.878</b>	14 -	1:34.242	+ 2.807	18:01:04.645

Weather / Track : Sunny / Dry

Thruxton  
Circuit Length = 2.3560 miles  
Start: 17:39 End: 18:02

# McMillan Motorsport Caterham Graduate Championship (Classic & Sigma)

## RACE 8 - LAP ANALYSIS

<b>184</b>	<b>Jonathan CLELAND</b>			S Caterham 7			
1 -	1:45.374	+ 10.949	17:41:11.964	8 -	1:36.163	+ 1.738	17:52:24.899
2 -	1:35.710	+ 1.285	17:42:47.674	9 -	1:36.126	+ 1.701	17:54:01.025
3 -	1:36.776	+ 2.351	17:44:24.450	10 -	1:35.351	+ 0.926	17:55:36.376
4 -	1:36.507	+ 2.082	17:46:00.957	11 -	1:35.804	+ 1.379	17:57:12.180
5 -	1:36.772	+ 2.347	17:47:37.729	12 -	1:35.806	+ 1.381	17:58:47.986
6 -	1:36.582	+ 2.157	17:49:14.311	13 -	1:36.073	+ 1.648	18:00:24.059
7 -	<b>1:34.425</b>		<b>17:50:48.736</b>	14 -	1:35.702	+ 1.277	18:01:59.761
<b>188</b>	<b>Alan DIXON</b>			S Caterham 7			
1 -	1:44.006	+ 10.094	17:41:10.596	8 -	2:04.419	+ 30.507	17:52:46.112
2 -	1:35.335	+ 1.423	17:42:45.931	9 -	1:37.682	+ 3.770	17:54:23.794
3 -	1:34.836	+ 0.924	17:44:20.767	10 -	1:37.261	+ 3.349	17:56:01.055
4 -	<b>1:33.912</b>		<b>17:45:54.679</b>	11 -	1:38.984	+ 5.072	17:57:40.039
5 -	1:35.470	+ 1.558	17:47:30.149	12 -	1:36.621	+ 2.709	17:59:16.660
6 -	1:36.341	+ 2.429	17:49:06.490	13 -	1:37.322	+ 3.410	18:00:53.982
7 -	1:35.203	+ 1.291	17:50:41.693	14 -	1:39.741	+ 5.829	18:02:33.723
<b>196</b>	<b>Matt SIVITER (2)</b>			S Caterham 7			
1 -	1:43.225	+ 9.878	17:41:09.815	8 -	1:34.477	+ 1.130	17:52:10.292
2 -	1:34.237	+ 0.890	17:42:44.052	9 -	1:34.017	+ 0.670	17:53:44.309
3 -	1:34.829	+ 1.482	17:44:18.881	10 -	1:34.472	+ 1.125	17:55:18.781
4 -	1:34.180	+ 0.833	17:45:53.061	11 -	1:33.480	+ 0.133	17:56:52.261
5 -	1:34.250	+ 0.903	17:47:27.311	12 -	<b>1:33.347</b>		<b>17:58:25.608</b>
6 -	1:34.046	+ 0.699	17:49:01.357	13 -	1:34.430	+ 1.083	18:00:00.038
7 -	1:34.458	+ 1.111	17:50:35.815	14 -	1:34.000	+ 0.653	18:01:34.038

Weather / Track : Sunny / Dry

Thruxton  
Circuit Length = 2.3560 miles  
Start: 17:39 End: 18:02



# **McMILLAN MOTORSPORT CATERHAM GRADUATES SUPER CLASS CHAMPIONSHIP**

**Thruxton Circuit**

**28th & 29th July 2012**



**Results Provided by Timing Solutions Ltd**  
[www.tsl-timing.com](http://www.tsl-timing.com)

**McMillan Motorsport Caterham Graduate Championship (Super)**  
**QUALIFYING - RACE 3 - CLASSIFICATION**

POS	NO	CL	NAME	ENTRY	TIME	ON	LAPS	GAP	DIFF	MPH
1	102		Dylan STANLEY	Caterham 7	1:29.115	3	9			95.17
2	103		Neil SHINNER	Caterham 7	1:29.189	9	9	0.074	0.074	95.09
3	104		Toby BRIANT	Caterham 7	1:29.695	7	9	0.580	0.506	94.56
4	150		Edward BENSON	Caterham 7	1:29.947	6	9	0.832	0.252	94.29
5	128		Martin KAY	Caterham 7	1:30.315	7	9	1.200	0.368	93.91
6	155		Andrew SAGAR	Caterham 7	1:30.630	9	9	1.515	0.315	93.58
7	117		Roger FORD	Caterham 7	1:30.681	7	9	1.566	0.051	93.53
8	105		Luke TZOUROU	Caterham 7	1:30.765	9	9	1.650	0.084	93.44
9	107		Andy SKINNER	Caterham 7	1:31.359	9	9	2.244	0.594	92.83
10	106		Charles ELLIOTT	Caterham 7	1:31.459	8	9	2.344	0.100	92.73
11	119		Anthony JAFFE	Caterham 7	1:32.069	6	9	2.954	0.610	92.12
12	133		Andrew REDD	Caterham 7	1:32.152	7	9	3.037	0.083	92.03
13	112		Gareth CORDEY	Caterham 7	1:32.208	3	9	3.093	0.056	91.98
14	166		Barry WHITE	Caterham 7	1:32.247	5	9	3.132	0.039	91.94
15	130		James POTTER	Caterham 7	1:32.766	8	8	3.651	0.519	91.42
16	131		Rob WINROW	Caterham 7	1:32.887	5	8	3.772	0.121	91.31
17	118		Kenny YOUNG	Caterham 7	1:33.202	7	8	4.087	0.315	91.00
18	125		Stephen HIRONS	Caterham 7	1:33.705	5	9	4.590	0.503	90.51
19	132		Nick BUDIBENT	Caterham 7	1:33.847	8	9	4.732	0.142	90.37
20	147		Peter MICKLEWRIGHT	Caterham 7	1:33.958	5	8	4.843	0.111	90.26
21	120		John REAKS	Caterham 7	1:36.337	3	8	7.222	2.379	88.04

Weather / Track : Sunny / Dry  
 These results are provisional until the conclusion of any judicial and technical matters.

Thruxton  
 Circuit Length = 2.3560 miles  
 Start: 09:50 End: 10:07

Clerk of Course :		Timekeeper :
-------------------	--	--------------

**McMillan Motorsport Caterham Graduate Championship (Super)**  
**QUALIFYING - RACE 9 - 2ND FASTEST CLASSIFICATION**

POS	NO	CL	NAME	ENTRY	TIME	ON	LAPS	GAP	DIFF	MPH
1	102		Dylan STANLEY	Caterham 7	1:29.276	8	9			95.00
2	103		Neil SHINNER	Caterham 7	1:29.632	8	9	0.356	0.356	94.62
3	104		Toby BRIANT	Caterham 7	1:29.712	3	9	0.436	0.080	94.54
4	150		Edward BENSON	Caterham 7	1:30.116	4	9	0.840	0.404	94.11
5	117		Roger FORD	Caterham 7	1:30.739	9	9	1.463	0.623	93.47
6	155		Andrew SAGAR	Caterham 7	1:30.838	8	9	1.562	0.099	93.37
7	128		Martin KAY	Caterham 7	1:31.039	6	9	1.763	0.201	93.16
8	105		Luke TZOUROU	Caterham 7	1:31.396	5	9	2.120	0.357	92.80
9	107		Andy SKINNER	Caterham 7	1:31.606	8	9	2.330	0.210	92.58
10	106		Charles ELLIOTT	Caterham 7	1:31.883	3	9	2.607	0.277	92.30
11	119		Anthony JAFFE	Caterham 7	1:32.265	9	9	2.989	0.382	91.92
12	133		Andrew REDD	Caterham 7	1:32.271	6	9	2.995	0.006	91.92
13	112		Gareth CORDEY	Caterham 7	1:32.382	6	9	3.106	0.111	91.80
14	130		James POTTER	Caterham 7	1:33.028	7	8	3.752	0.646	91.17
15	131		Rob WINROW	Caterham 7	1:33.139	6	8	3.863	0.111	91.06
16	118		Kenny YOUNG	Caterham 7	1:33.224	8	8	3.948	0.085	90.98
17	166		Barry WHITE	Caterham 7	1:33.755	6	9	4.479	0.531	90.46
18	132		Nick BUDIBENT	Caterham 7	1:33.887	9	9	4.611	0.132	90.33
19	147		Peter MICKLEWRIGHT	Caterham 7	1:34.418	4	8	5.142	0.531	89.82
20	125		Stephen HIRONS	Caterham 7	1:35.051	6	9	5.775	0.633	89.23
21	120		John REAKS	Caterham 7	1:36.427	7	8	7.151	1.376	87.95

Weather / Track : Sunny / Dry  
 These results are provisional until the conclusion of any judicial and technical matters.

Thruxton  
 Circuit Length = 2.3560 miles  
 Start: 09:50 End: 10:07

Clerk of Course :		Timekeeper :
-------------------	--	--------------

## McMillan Motorsport Caterham Graduate Championship (Super)

### QUALIFYING - RACE 3 - LAP ANALYSIS

<b>102</b>	<b>Dylan STANLEY</b>			Caterham 7			
1 -	1:30.205	+ 1.090	9:54:01.682	6 -	1:30.752	+ 1.637	10:01:33.527
2 -	1:31.414	+ 2.299	9:55:33.096	7 -	1:33.457	+ 4.342	10:03:06.984
3 -	<b>1:29.115</b>		<b>9:57:02.211</b>	8 -	1:29.276	+ 0.161	10:04:36.260
4 -	1:30.821	+ 1.706	9:58:33.032	9 -	1:29.497	+ 0.382	10:06:05.757
5 -	1:29.743	+ 0.628	10:00:02.775				
<b>103</b>	<b>Neil SHINNER</b>			Caterham 7			
1 -	1:31.542	+ 2.353	9:54:02.421	6 -	1:29.755	+ 0.566	10:01:32.988
2 -	1:29.709	+ 0.520	9:55:32.130	7 -	1:32.174	+ 2.985	10:03:05.162
3 -	1:30.320	+ 1.131	9:57:02.450	8 -	1:29.632	+ 0.443	10:04:34.794
4 -	1:30.232	+ 1.043	9:58:32.682	9 -	<b>1:29.189</b>		<b>10:06:03.983</b>
5 -	1:30.551	+ 1.362	10:00:03.233				
<b>104</b>	<b>Toby BRIANT</b>			Caterham 7			
1 -	1:33.021	+ 3.326	9:53:42.282	6 -	1:31.197	+ 1.502	10:01:14.255
2 -	1:30.423	+ 0.728	9:55:12.705	7 -	<b>1:29.695</b>		<b>10:02:43.950</b>
3 -	1:29.712	+ 0.017	9:56:42.417	8 -	1:31.144	+ 1.449	10:04:15.094
4 -	1:30.720	+ 1.025	9:58:13.137	9 -	1:30.681	+ 0.986	10:05:45.775
5 -	1:29.921	+ 0.226	9:59:43.058				
<b>105</b>	<b>Luke TZOUROU</b>			Caterham 7			
1 -	1:33.500	+ 2.735	9:53:27.195	6 -	1:32.512	+ 1.747	10:01:29.249
2 -	1:32.448	+ 1.683	9:54:59.643	7 -	1:31.898	+ 1.133	10:03:01.147
3 -	1:52.387	+ 21.622	9:56:52.030	8 -	1:31.688	+ 0.923	10:04:32.835
4 -	1:33.311	+ 2.546	9:58:25.341	9 -	<b>1:30.765</b>		<b>10:06:03.600</b>
5 -	1:31.396	+ 0.631	9:59:56.737				
<b>106</b>	<b>Charles ELLIOTT</b>			Caterham 7			
1 -	1:32.527	+ 1.068	9:53:34.871	6 -	1:40.296	+ 8.837	10:01:28.809
2 -	1:34.775	+ 3.316	9:55:09.646	7 -	1:34.006	+ 2.547	10:03:02.815
3 -	1:31.883	+ 0.424	9:56:41.529	8 -	<b>1:31.459</b>		<b>10:04:34.274</b>
4 -	1:34.050	+ 2.591	9:58:15.579	9 -	1:36.899	+ 5.440	10:06:11.173
5 -	1:32.934	+ 1.475	9:59:48.513				
<b>107</b>	<b>Andy SKINNER</b>			Caterham 7			
1 -	1:35.445	+ 4.086	9:53:35.132	6 -	1:31.816	+ 0.457	10:01:19.285
2 -	1:34.775	+ 3.416	9:55:09.907	7 -	1:31.657	+ 0.298	10:02:50.942
3 -	1:32.069	+ 0.710	9:56:41.976	8 -	1:31.606	+ 0.247	10:04:22.548
4 -	1:32.722	+ 1.363	9:58:14.698	9 -	<b>1:31.359</b>		<b>10:05:53.907</b>
5 -	1:32.771	+ 1.412	9:59:47.469				
<b>112</b>	<b>Gareth CORDEY</b>			Caterham 7			
1 -	1:34.605	+ 2.397	9:53:34.604	6 -	1:32.382	+ 0.174	10:01:20.515
2 -	1:34.347	+ 2.139	9:55:08.951	7 -	1:32.609	+ 0.401	10:02:53.124
3 -	<b>1:32.208</b>		<b>9:56:41.159</b>	8 -	1:32.747	+ 0.539	10:04:25.871
4 -	1:33.049	+ 0.841	9:58:14.208	9 -	1:32.479	+ 0.271	10:05:58.350
5 -	1:33.925	+ 1.717	9:59:48.133				
<b>117</b>	<b>Roger FORD</b>			Caterham 7			
1 -	1:34.285	+ 3.604	9:53:31.939	6 -	1:31.348	+ 0.667	10:01:14.790
2 -	1:33.553	+ 2.872	9:55:05.492	7 -	<b>1:30.681</b>		<b>10:02:45.471</b>
3 -	1:33.030	+ 2.349	9:56:38.522	8 -	1:32.346	+ 1.665	10:04:17.817
4 -	1:32.580	+ 1.899	9:58:11.102	9 -	1:30.739	+ 0.058	10:05:48.556
5 -	1:32.340	+ 1.659	9:59:43.442				
<b>118</b>	<b>Kenny YOUNG</b>			Caterham 7			
1 -	1:37.272	+ 4.070	9:54:18.682	5 -	1:36.256	+ 3.054	10:00:39.163
2 -	1:35.849	+ 2.647	9:55:54.531	6 -	1:33.427	+ 0.225	10:02:12.590
3 -	1:34.630	+ 1.428	9:57:29.161	7 -	<b>1:33.202</b>		<b>10:03:45.792</b>
4 -	1:33.746	+ 0.544	9:59:02.907	8 -	1:33.224	+ 0.022	10:05:19.016

Weather / Track : Sunny / Dry

Thruxton  
Circuit Length = 2.3560 miles  
Start: 09:50 End: 10:07



# McMillan Motorsport Caterham Graduate Championship (Super)

## QUALIFYING - RACE 3 - LAP ANALYSIS

<b>119</b>	<b>Anthony JAFFE</b>		Caterham 7			
1 -	1:36.567	+ 4.498	9:53:32.164	6 -	<b>1:32.069</b>	<b>10:01:20.104</b>
2 -	1:35.298	+ 3.229	9:55:07.462	7 -	1:32.724	10:02:52.828
3 -	1:33.494	+ 1.425	9:56:40.956	8 -	1:32.743	10:04:25.571
4 -	1:33.048	+ 0.979	9:58:14.004	9 -	1:32.265	10:05:57.836
5 -	1:34.031	+ 1.962	9:59:48.035			
<b>120</b>	<b>John REAKS</b>		Caterham 7			
1 -	1:40.151	+ 3.814	9:54:18.303	5 -	1:36.976	10:00:45.947
2 -	1:37.086	+ 0.749	9:55:55.389	6 -	1:36.464	10:02:22.411
3 -	<b>1:36.337</b>		<b>9:57:31.726</b>	7 -	1:36.427	10:03:58.838
4 -	1:37.245	+ 0.908	9:59:08.971	8 -	1:36.914	10:05:35.752
<b>125</b>	<b>Stephen HIRONS</b>		Caterham 7			
1 -	1:36.612	+ 2.907	9:53:46.773	6 -	1:35.051	10:01:42.808
2 -	1:36.095	+ 2.390	9:55:22.868	7 -	1:35.107	10:03:17.915
3 -	1:35.685	+ 1.980	9:56:58.553	8 -	1:38.994	10:04:56.909
4 -	1:35.499	+ 1.794	9:58:34.052	9 -	2:14.493	10:07:11.402
5 -	<b>1:33.705</b>		<b>10:00:07.757</b>			
<b>128</b>	<b>Martin KAY</b>		Caterham 7			
1 -	1:36.902	+ 6.587	9:53:33.511	6 -	1:31.039	10:01:15.794
2 -	1:33.492	+ 3.177	9:55:07.003	7 -	<b>1:30.315</b>	<b>10:02:46.109</b>
3 -	1:31.958	+ 1.643	9:56:38.961	8 -	1:31.277	10:04:17.386
4 -	1:33.253	+ 2.938	9:58:12.214	9 -	1:31.549	10:05:48.935
5 -	1:32.541	+ 2.226	9:59:44.755			
<b>130</b>	<b>James POTTER</b>		Caterham 7			
1 -	1:38.017	+ 5.251	9:54:17.526	5 -	1:33.743	10:00:37.195
2 -	1:35.486	+ 2.720	9:55:53.012	6 -	1:34.018	10:02:11.213
3 -	1:34.021	+ 1.255	9:57:27.033	7 -	1:33.028	10:03:44.241
4 -	1:36.419	+ 3.653	9:59:03.452	8 -	<b>1:32.766</b>	<b>10:05:17.007</b>
<b>131</b>	<b>Rob WINROW</b>		Caterham 7			
1 -	1:42.604	+ 9.717	9:54:00.811	5 -	<b>1:32.887</b>	<b>10:00:19.356</b>
2 -	1:37.726	+ 4.839	9:55:38.537	6 -	1:33.139	10:01:52.495
3 -	1:34.169	+ 1.282	9:57:12.706	7 -	1:35.192	10:03:27.687
4 -	1:33.763	+ 0.876	9:58:46.469	8 -	1:39.525	10:05:07.212
<b>132</b>	<b>Nick BUDIBENT</b>		Caterham 7			
1 -	1:38.055	+ 4.208	9:53:34.389	6 -	1:35.298	10:01:32.805
2 -	1:36.141	+ 2.294	9:55:10.530	7 -	1:35.699	10:03:08.504
3 -	1:34.781	+ 0.934	9:56:45.311	8 -	<b>1:33.847</b>	<b>10:04:42.351</b>
4 -	1:36.362	+ 2.515	9:58:21.673	9 -	1:33.887	10:06:16.238
5 -	1:35.834	+ 1.987	9:59:57.507			
<b>133</b>	<b>Andrew REDD</b>		Caterham 7			
1 -	1:44.294	+ 12.142	9:54:04.032	6 -	1:32.271	10:01:51.059
2 -	1:34.012	+ 1.860	9:55:38.044	7 -	<b>1:32.152</b>	<b>10:03:23.211</b>
3 -	1:34.122	+ 1.970	9:57:12.166	8 -	1:32.464	10:04:55.675
4 -	1:33.230	+ 1.078	9:58:45.396	9 -	1:32.422	10:06:28.097
5 -	1:33.392	+ 1.240	10:00:18.788			
<b>147</b>	<b>Peter MICKLEWRIGHT</b>		Caterham 7			
1 -	1:41.179	+ 7.221	9:54:00.111	5 -	<b>1:33.958</b>	<b>10:00:21.838</b>
2 -	1:36.623	+ 2.665	9:55:36.734	6 -	1:36.591	10:01:58.429
3 -	1:36.728	+ 2.770	9:57:13.462	7 -	1:37.084	10:03:35.513
4 -	1:34.418	+ 0.460	9:58:47.880	8 -	1:38.055	10:05:13.568
<b>150</b>	<b>Edward BENSON</b>		Caterham 7			
1 -	1:30.982	+ 1.035	9:53:23.048	6 -	<b>1:29.947</b>	<b>10:01:13.557</b>

Weather / Track : Sunny / Dry

Thrupton  
Circuit Length = 2.3560 miles  
Start: 09:50 End: 10:07

# McMillan Motorsport Caterham Graduate Championship (Super)

## QUALIFYING - RACE 3 - LAP ANALYSIS


2 -	1:30.498	+ 0.551	9:54:53.546	7 -	1:30.690	+ 0.743	10:02:44.247
3 -	1:46.728	+ 16.781	9:56:40.274	8 -	1:30.162	+ 0.215	10:04:14.409
4 -	1:30.116	+ 0.169	9:58:10.390	9 -	1:30.611	+ 0.664	10:05:45.020
5 -	1:33.220	+ 3.273	9:59:43.610				
<b>155</b>	<b>Andrew SAGAR</b>		Caterham 7				
1 -	1:33.157	+ 2.527	9:53:24.256	6 -	1:47.426	+ 16.796	10:01:36.304
2 -	1:31.064	+ 0.434	9:54:55.320	7 -	1:31.338	+ 0.708	10:03:07.642
3 -	1:32.690	+ 2.060	9:56:28.010	8 -	1:30.838	+ 0.208	10:04:38.480
4 -	1:49.770	+ 19.140	9:58:17.780	9 -	<b>1:30.630</b>		<b>10:06:09.110</b>
5 -	1:31.098	+ 0.468	9:59:48.878				
<b>166</b>	<b>Barry WHITE</b>		Caterham 7				
1 -	1:35.103	+ 2.856	9:53:43.585	6 -	1:33.755	+ 1.508	10:01:32.174
2 -	1:34.289	+ 2.042	9:55:17.874	7 -	1:34.337	+ 2.090	10:03:06.511
3 -	1:34.004	+ 1.757	9:56:51.878	8 -	1:33.762	+ 1.515	10:04:40.273
4 -	1:34.294	+ 2.047	9:58:26.172	9 -	1:33.940	+ 1.693	10:06:14.213
5 -	<b>1:32.247</b>		<b>9:59:58.419</b>				

Weather / Track : Sunny / Dry

Thruxton  
Circuit Length = 2.3560 miles  
Start: 09:50 End: 10:07

# McMillan Motorsport Caterham Graduate Championship (Super)

## RACE 3 - GRID

ROW 11	1:36.337 120 John REAKS		
ROW 10		1:33.847 132 Nick BUDIBENT	1:33.958 147 Peter MICKLEWRIGHT
ROW 9	1:33.202 118 Kenny YOUNG		1:33.705 125 Stephen HIRONS
ROW 8		1:32.766 130 James POTTER	1:32.887 131 Rob WINROW
ROW 7	1:32.208 112 Gareth CORDEY		1:32.247 166 Barry WHITE
ROW 6		1:32.069 119 Anthony JAFFE	1:32.152 133 Andrew REDD
ROW 5	1:31.359 107 Andy SKINNER		1:31.459 106 Charles ELLIOTT
ROW 4		1:30.681 117 Roger FORD	1:30.765 105 Luke TZOUROU
ROW 3	1:30.315 128 Martin KAY		1:30.630 155 Andrew SAGAR
ROW 2		1:29.695 104 Toby BRIANT	1:29.947 150 Edward BENSON
ROW 1	1:29.115 102 Dylan STANLEY		1:29.189 103 Neil SHINNER
<b>Pole</b>			
			


Thruxton  
Circuit Length = 2.3560 miles

**These results are provisional until the conclusion of any judicial and technical matters.**

Clerk of Course :		Timekeeper :
-------------------	--	--------------

# McMillan Motorsport Caterham Graduate Championship (Super)

## RACE 9 - GRID

ROW 11	1:36.427 120 John REAKS		
ROW 10		1:34.418 147 Peter MICKLEWRIGHT	1:35.051 125 Stephen HIRONS
ROW 9	1:33.755 166 Barry WHITE		1:33.887 132 Nick BUDIBENT
ROW 8		1:33.139 131 Rob WINROW	1:33.224 118 Kenny YOUNG
ROW 7	1:32.382 112 Gareth CORDEY		1:33.028 130 James POTTER
ROW 6		1:32.265 119 Anthony JAFFE	1:32.271 133 Andrew REDD
ROW 5	1:31.606 107 Andy SKINNER		1:31.883 106 Charles ELLIOTT
ROW 4		1:31.039 128 Martin KAY	1:31.396 105 Luke TZOUROU
ROW 3	1:30.739 117 Roger FORD		1:30.838 155 Andrew SAGAR
ROW 2		1:29.712 104 Toby BRIANT	1:30.116 150 Edward BENSON
ROW 1	1:29.276 102 Dylan STANLEY		1:29.632 103 Neil SHINNER
<b>Pole</b>			
			

Thruxton  
Circuit Length = 2.3560 miles

**These results are provisional until the conclusion of any judicial and technical matters.**

Clerk of Course :		Timekeeper :
-------------------	--	--------------

# McMillan Motorsport Caterham Graduate Championship (Super)

## RACE 3 - CLASSIFICATION

POS	NO	CL	NAME	ENTRY	LAPS	TIME	GAP	DIFF	MPH	BEST	ON
1	150		Edward BENSON	Caterham 7	15	22:54.756			92.54	1:29.656	13
2	102		Dylan STANLEY	Caterham 7	15	22:55.109	0.353	0.353	92.51	1:29.986	15
3	104		Toby BRIANT	Caterham 7	15	22:55.517	0.761	0.408	92.49	1:29.758	15
4	103		Neil SHINNER	Caterham 7	15	22:56.395	1.639	0.878	92.43	1:29.992	15
5	105		Luke TZOUROU	Caterham 7	15	22:56.572	1.816	0.177	92.42	1:29.949	6
6	117		Roger FORD	Caterham 7	15	22:57.825	3.069	1.253	92.33	1:30.173	6
7	128		Martin KAY	Caterham 7	15	23:00.459	5.703	2.634	92.16	1:30.157	8
8	107		Andy SKINNER	Caterham 7	15	23:08.512	13.756	8.053	91.62	1:31.053	7
9	112		Gareth CORDEY	Caterham 7	15	23:08.851	14.095	0.339	91.60	1:30.675	4
10	119		Anthony JAFFE	Caterham 7	15	23:20.999	26.243	12.148	90.80	1:31.656	6
11	118		Kenny YOUNG	Caterham 7	15	23:21.229	26.473	0.230	90.79	1:31.121	6
12	166		Barry WHITE	Caterham 7	15	23:21.674	26.918	0.445	90.76	1:31.638	13
13	155		Andrew SAGAR	Caterham 7	15	23:22.219	27.463	0.545	90.73	1:30.273	4
14	130		James POTTER	Caterham 7	15	23:22.390	27.634	0.171	90.71	1:31.555	5
15	125		Stephen HIRONS	Caterham 7	15	23:22.575	27.819	0.185	90.70	1:31.161	6
16	132		Nick BUDIBENT	Caterham 7	15	23:23.081	28.325	0.506	90.67	1:31.330	7
17	133		Andrew REDD	Caterham 7	15	23:23.579	28.823	0.498	90.64	1:31.937	10
18	131		Rob WINROW	Caterham 7	15	24:25.289	1:30.533	1:01.710	86.82	1:34.089	3
19	147		Peter MICKLEWRIGHT	Caterham 7	15	24:26.887	1:32.131	1.598	86.73	1:35.919	13
20	120		John REAKS	Caterham 7	15	24:27.823	1:33.067	0.936	86.67	1:36.032	8

### FASTEST LAP

150	Edward BENSON	Caterham 7	13	1:29.656	94.60 mph	152.24 kph
-----	---------------	------------	----	----------	-----------	------------

Weather / Track : Bright / Dry  
 These results are provisional until the conclusion of any judicial and technical matters.

Thruxton  
 Circuit Length = 2.3560 miles  
 Start: 14:47 End: 15:11

Clerk of Course :		Timekeeper :	
-------------------	--	--------------	--

# McMillan Motorsport Caterham Graduate Championship (Super)

## RACE 3 - LAP CHART

Lap 1			Lap 2			Lap 3			Lap 4			Lap 5		
No	Behind	Laptime	No	Behind	Laptime	No	Behind	Laptime	No	Behind	Laptime	No	Behind	Laptime
103		1:37.459	102		1:30.754	150		1:30.789	103		1:30.159	103		1:31.923
102	0.157	1:37.616	150	0.168	1:30.009	103	0.662	1:30.886	150	0.307	1:31.128	150	0.181	1:31.797
104	0.674	1:38.133	103	0.733	1:31.644	104	1.118	1:30.986	104	0.584	1:30.287	102	1.274	1:32.184
150	1.070	1:38.529	104	1.089	1:31.326	102	1.263	1:32.220	102	1.013	1:30.571	104	1.331	1:32.670
117	2.008	1:39.467	117	2.508	1:31.411	117	4.258	1:32.707	105	4.770	1:30.374	105	3.158	1:30.311
155	2.499	1:39.958	155	2.998	1:31.410	105	5.217	1:31.498	117	5.090	1:31.653	128	3.790	1:30.313
128	3.107	1:40.566	112	4.108	1:31.705	128	5.950	1:32.127	128	5.400	1:30.271	117	4.329	1:31.162
112	3.314	1:40.773	105	4.676	1:32.256	112	6.211	1:33.060	112	6.065	1:30.675	112	5.948	1:31.806
105	3.331	1:40.790	128	4.780	1:32.584	107	6.612	1:32.167	107	9.131	1:33.340	107	8.870	1:31.662
130	3.703	1:41.162	107	5.402	1:32.540	130	7.056	1:32.211	119	9.625	1:33.122	119	9.418	1:31.716
107	3.773	1:41.232	130	5.802	1:33.010	119	7.324	1:31.966	130	10.011	1:33.776	130	9.643	1:31.555
166	3.832	1:41.291	119	6.315	1:32.948	166	7.880	1:32.195	166	10.218	1:33.159	166	10.021	1:31.726
119	4.278	1:41.737	166	6.642	1:33.721	125	9.035	1:32.990	118	10.419	1:31.981	125	10.671	1:32.001
133	5.190	1:42.649	125	7.002	1:32.627	118	9.259	1:32.229	125	10.593	1:32.379	118	11.139	1:32.643
125	5.286	1:42.745	133	7.726	1:33.447	133	9.834	1:33.065	133	11.086	1:32.073	133	12.244	1:33.081
118	5.317	1:42.776	118	7.987	1:33.581	132	10.548	1:32.650	132	11.373	1:31.646	155	12.472	1:32.629
132	6.167	1:43.626	132	8.855	1:33.599	155	12.314	1:40.273	155	11.766	1:30.273	132	12.733	1:33.283
131	6.292	1:43.751	131	10.005	1:34.624	131	13.137	1:34.089	131	16.695	1:34.379	131	21.537	1:36.765
147	7.535	1:44.994	147	13.416	1:36.792	147	20.277	1:37.818	147	27.744	1:38.288	120	34.213	1:37.784
120	8.120	1:45.579	120	13.961	1:36.752	120	21.097	1:38.093	120	28.352	1:38.076	147	34.542	1:38.721

Weather / Track : Bright / Dry

Thruxton  
Circuit Length = 2.3560 miles  
Start: 14:47 End: 15:11

# McMillan Motorsport Caterham Graduate Championship (Super)

## RACE 3 - LAP CHART

Lap 6			Lap 7			Lap 8			Lap 9			Lap 10		
No	Behind	Laptime	No	Behind	Laptime	No	Behind	Laptime	No	Behind	Laptime	No	Behind	Laptime
102		1:30.555	103		1:30.564	102		1:30.240	150		1:29.825	103		1:31.111
103	0.321	1:32.150	104	0.609	1:30.028	103	0.363	1:31.283	103	0.451	1:30.854	150	0.193	1:31.755
105	1.278	1:29.949	102	0.680	1:31.565	104	0.883	1:31.194	102	1.852	1:32.618	102	0.613	1:30.323
104	1.466	1:31.964	105	1.531	1:31.138	150	0.941	1:30.232	104	1.895	1:31.778	104	1.000	1:30.667
150	1.589	1:33.237	150	1.629	1:30.925	105	1.342	1:30.731	105	2.103	1:31.527	105	2.150	1:31.609
117	2.673	1:30.173	117	2.449	1:30.661	117	2.303	1:30.774	128	2.151	1:30.548	128	2.474	1:31.885
128	3.789	1:31.828	128	3.132	1:30.228	128	2.369	1:30.157	117	2.727	1:31.190	117	3.047	1:31.882
112	5.882	1:31.763	112	6.796	1:31.799	112	7.989	1:32.113	112	9.171	1:31.948	112	9.413	1:31.804
107	8.385	1:31.344	107	8.553	1:31.053	107	8.995	1:31.362	107	10.227	1:31.998	107	10.931	1:32.266
119	9.245	1:31.656	119	10.595	1:32.235	119	13.225	1:33.550	130	15.741	1:33.179	130	17.076	1:32.897
130	9.852	1:32.038	130	11.274	1:32.307	130	13.328	1:32.974	119	17.287	1:34.828	118	18.023	1:32.142
125	10.003	1:31.161	125	11.387	1:32.269	125	14.279	1:33.812	118	17.443	1:33.786	119	18.256	1:32.531
118	10.431	1:31.121	118	12.079	1:32.533	118	14.423	1:33.264	125	18.028	1:34.515	155	19.580	1:32.431
155	11.357	1:30.714	155	12.451	1:31.979	166	15.051	1:33.306	166	18.604	1:34.319	125	19.633	1:33.167
166	11.397	1:33.205	166	12.665	1:32.153	155	15.099	1:33.568	155	18.711	1:34.378	166	19.942	1:32.900
132	13.885	1:32.981	132	14.330	1:31.330	132	15.295	1:31.885	132	18.999	1:34.470	132	20.813	1:33.376
133	14.750	1:34.335	133	17.312	1:33.447	133	19.931	1:33.539	133	22.216	1:33.051	133	22.591	1:31.937
131	27.307	1:37.599	131	34.411	1:37.989	131	41.090	1:37.599	131	49.399	1:39.075	131	55.702	1:37.865
147	40.278	1:37.565	120	48.283	1:38.809	120	53.395	1:36.032	120	1:00.010	1:37.381	120	1:05.154	1:36.706
120	40.359	1:37.975	147	48.872	1:39.479	147	54.182	1:36.230	147	1:00.402	1:36.986	147	1:05.664	1:36.824

Weather / Track : Bright / Dry

Thruxton  
Circuit Length = 2.3560 miles  
Start: 14:47 End: 15:11

# McMillan Motorsport Caterham Graduate Championship (Super)

## RACE 3 - LAP CHART

Lap 11			Lap 12			Lap 13			Lap 14			Lap 15		
No	Behind	Laptime	No	Behind	Laptime	No	Behind	Laptime	No	Behind	Laptime	No	Behind	Laptime
103		1:32.255	102		1:31.868	150		1:29.656	150		1:30.858	150		1:30.008
150	0.328	1:32.390	103	0.176	1:32.782	102	0.371	1:31.367	102	0.375	1:30.862	102	0.353	1:29.986
102	0.738	1:32.380	104	0.876	1:32.433	105	1.388	1:30.783	104	1.011	1:29.948	104	0.761	1:29.758
104	1.049	1:32.304	150	1.340	1:33.618	103	1.694	1:32.514	105	1.566	1:31.036	103	1.639	1:29.992
128	1.248	1:31.029	105	1.601	1:32.639	104	1.921	1:32.041	103	1.655	1:30.819	105	1.816	1:30.258
105	1.568	1:31.673	117	1.833	1:32.636	117	2.044	1:31.207	117	2.588	1:31.402	117	3.069	1:30.489
117	1.803	1:31.011	128	2.001	1:33.359	128	2.227	1:31.222	128	4.266	1:32.897	128	5.703	1:31.445
112	9.587	1:32.429	112	9.373	1:32.392	107	10.442	1:31.893	107	11.666	1:32.082	107	13.756	1:32.098
107	10.289	1:31.613	107	9.545	1:31.862	112	10.926	1:32.549	112	11.951	1:31.883	112	14.095	1:32.152
130	17.772	1:32.951	119	18.060	1:32.538	119	20.502	1:33.438	119	22.246	1:32.602	119	26.243	1:34.005
119	18.128	1:32.127	130	18.206	1:33.040	130	20.780	1:33.570	130	22.937	1:33.015	118	26.473	1:32.585
118	19.689	1:33.921	155	19.866	1:32.483	155	21.133	1:32.263	155	23.618	1:33.343	166	26.918	1:32.887
155	19.989	1:32.664	118	20.678	1:33.595	118	21.793	1:32.111	118	23.896	1:32.961	155	27.463	1:33.853
125	20.154	1:32.776	125	21.386	1:33.838	166	22.687	1:31.638	166	24.039	1:32.210	130	27.634	1:34.705
166	20.224	1:32.537	166	22.045	1:34.427	125	23.181	1:32.791	125	24.439	1:32.116	125	27.819	1:33.388
132	20.481	1:31.923	132	22.622	1:34.747	132	23.792	1:32.166	132	24.868	1:31.934	132	28.325	1:33.465
133	22.690	1:32.354	133	22.775	1:32.691	133	24.691	1:32.912	133	25.860	1:32.027	133	28.823	1:32.971
131	1:01.093	1:37.646	131	1:04.925	1:36.438	131	1:11.202	1:37.273	131	1:21.719	1:41.375	131	1:30.533	1:38.822
120	1:09.656	1:36.757	120	1:13.213	1:36.163	147	1:18.665	1:35.919	147	1:26.115	1:38.308	147	1:32.131	1:36.024
147	1:10.168	1:36.759	147	1:13.742	1:36.180	120	1:20.159	1:37.942	120	1:26.766	1:37.465	120	1:33.067	1:36.309

Weather / Track : Bright / Dry

Thruxton  
 Circuit Length = 2.3560 miles  
 Start: 14:47 End: 15:11



# McMillan Motorsport Caterham Graduate Championship (Super)

## RACE 3 - LAP ANALYSIS

<b>102</b>	<b>Dylan STANLEY</b>			Caterham 7			
1 -	1:37.616	+ 7.630	14:48:48.567	9 -	1:32.618	+ 2.632	15:00:59.274
2 -	1:30.754	+ 0.768	14:50:19.321	10 -	1:30.323	+ 0.337	15:02:29.597
3 -	1:32.220	+ 2.234	14:51:51.541	11 -	1:32.380	+ 2.394	15:04:01.977
4 -	1:30.571	+ 0.585	14:53:22.112	12 -	1:31.868	+ 1.882	15:05:33.845
5 -	1:32.184	+ 2.198	14:54:54.296	13 -	1:31.367	+ 1.381	15:07:05.212
6 -	1:30.555	+ 0.569	14:56:24.851	14 -	1:30.862	+ 0.876	15:08:36.074
7 -	1:31.565	+ 1.579	14:57:56.416	15 -	<b>1:29.986</b>		<b>15:10:06.060</b>
8 -	1:30.240	+ 0.254	14:59:26.656				
<b>103</b>	<b>Neil SHINNER</b>			Caterham 7			
1 -	1:37.459	+ 7.467	14:48:48.410	9 -	1:30.854	+ 0.862	15:00:57.873
2 -	1:31.644	+ 1.652	14:50:20.054	10 -	1:31.111	+ 1.119	15:02:28.984
3 -	1:30.886	+ 0.894	14:51:50.940	11 -	1:32.255	+ 2.263	15:04:01.239
4 -	1:30.159	+ 0.167	14:53:21.099	12 -	1:32.782	+ 2.790	15:05:34.021
5 -	1:31.923	+ 1.931	14:54:53.022	13 -	1:32.514	+ 2.522	15:07:06.535
6 -	1:32.150	+ 2.158	14:56:25.172	14 -	1:30.819	+ 0.827	15:08:37.354
7 -	1:30.564	+ 0.572	14:57:55.736	15 -	<b>1:29.992</b>		<b>15:10:07.346</b>
8 -	1:31.283	+ 1.291	14:59:27.019				
<b>104</b>	<b>Toby BRIANT</b>			Caterham 7			
1 -	1:38.133	+ 8.375	14:48:49.084	9 -	1:31.778	+ 2.020	15:00:59.317
2 -	1:31.326	+ 1.568	14:50:20.410	10 -	1:30.667	+ 0.909	15:02:29.984
3 -	1:30.986	+ 1.228	14:51:51.396	11 -	1:32.304	+ 2.546	15:04:02.288
4 -	1:30.287	+ 0.529	14:53:21.683	12 -	1:32.433	+ 2.675	15:05:34.721
5 -	1:32.670	+ 2.912	14:54:54.353	13 -	1:32.041	+ 2.283	15:07:06.762
6 -	1:31.964	+ 2.206	14:56:26.317	14 -	1:29.948	+ 0.190	15:08:36.710
7 -	1:30.028	+ 0.270	14:57:56.345	15 -	<b>1:29.758</b>		<b>15:10:06.468</b>
8 -	1:31.194	+ 1.436	14:59:27.539				
<b>105</b>	<b>Luke TZOUROU</b>			Caterham 7			
1 -	1:40.790	+ 10.841	14:48:51.741	9 -	1:31.527	+ 1.578	15:00:59.525
2 -	1:32.256	+ 2.307	14:50:23.997	10 -	1:31.609	+ 1.660	15:02:31.134
3 -	1:31.498	+ 1.549	14:51:55.495	11 -	1:31.673	+ 1.724	15:04:02.807
4 -	1:30.374	+ 0.425	14:53:25.869	12 -	1:32.639	+ 2.690	15:05:35.446
5 -	1:30.311	+ 0.362	14:54:56.180	13 -	1:30.783	+ 0.834	15:07:06.229
6 -	<b>1:29.949</b>		<b>14:56:26.129</b>	14 -	1:31.036	+ 1.087	15:08:37.265
7 -	1:31.138	+ 1.189	14:57:57.267	15 -	1:30.258	+ 0.309	15:10:07.523
8 -	1:30.731	+ 0.782	14:59:27.998				
<b>107</b>	<b>Andy SKINNER</b>			Caterham 7			
1 -	1:41.232	+ 10.179	14:48:52.183	9 -	1:31.998	+ 0.945	15:01:07.649
2 -	1:32.540	+ 1.487	14:50:24.723	10 -	1:32.266	+ 1.213	15:02:39.915
3 -	1:32.167	+ 1.114	14:51:56.890	11 -	1:31.613	+ 0.560	15:04:11.528
4 -	1:33.340	+ 2.287	14:53:30.230	12 -	1:31.862	+ 0.809	15:05:43.390
5 -	1:31.662	+ 0.609	14:55:01.892	13 -	1:31.893	+ 0.840	15:07:15.283
6 -	1:31.344	+ 0.291	14:56:33.236	14 -	1:32.082	+ 1.029	15:08:47.365
7 -	<b>1:31.053</b>		<b>14:58:04.289</b>	15 -	1:32.098	+ 1.045	15:10:19.463
8 -	1:31.362	+ 0.309	14:59:35.651				
<b>112</b>	<b>Gareth CORDEY</b>			Caterham 7			
1 -	1:40.773	+ 10.098	14:48:51.724	9 -	1:31.948	+ 1.273	15:01:06.593
2 -	1:31.705	+ 1.030	14:50:23.429	10 -	1:31.804	+ 1.129	15:02:38.397
3 -	1:33.060	+ 2.385	14:51:56.489	11 -	1:32.429	+ 1.754	15:04:10.826
4 -	<b>1:30.675</b>		<b>14:53:27.164</b>	12 -	1:32.392	+ 1.717	15:05:43.218
5 -	1:31.806	+ 1.131	14:54:58.970	13 -	1:32.549	+ 1.874	15:07:15.767
6 -	1:31.763	+ 1.088	14:56:30.733	14 -	1:31.883	+ 1.208	15:08:47.650
7 -	1:31.799	+ 1.124	14:58:02.532	15 -	1:32.152	+ 1.477	15:10:19.802
8 -	1:32.113	+ 1.438	14:59:34.645				
<b>117</b>	<b>Roger FORD</b>			Caterham 7			
1 -	1:39.467	+ 9.294	14:48:50.418	9 -	1:31.190	+ 1.017	15:01:00.149

Weather / Track : Bright / Dry

Thruxton  
Circuit Length = 2.3560 miles  
Start: 14:47 End: 15:11

# McMillan Motorsport Caterham Graduate Championship (Super)

## RACE 3 - LAP ANALYSIS

2 -	1:31.411	+ 1.238	14:50:21.829	10 -	1:31.882	+ 1.709	15:02:32.031
3 -	1:32.707	+ 2.534	14:51:54.536	11 -	1:31.011	+ 0.838	15:04:03.042
4 -	1:31.653	+ 1.480	14:53:26.189	12 -	1:32.636	+ 2.463	15:05:35.678
5 -	1:31.162	+ 0.989	14:54:57.351	13 -	1:31.207	+ 1.034	15:07:06.885
6 -	<b>1:30.173</b>		<b>14:56:27.524</b>	14 -	1:31.402	+ 1.229	15:08:38.287
7 -	1:30.661	+ 0.488	14:57:58.185	15 -	1:30.489	+ 0.316	15:10:08.776
8 -	1:30.774	+ 0.601	14:59:28.959				
<b>118</b>	<b>Kenny YOUNG</b>			Caterham 7			
1 -	1:42.776	+ 11.655	14:48:53.727	9 -	1:33.786	+ 2.665	15:01:14.865
2 -	1:33.581	+ 2.460	14:50:27.308	10 -	1:32.142	+ 1.021	15:02:47.007
3 -	1:32.229	+ 1.108	14:51:59.537	11 -	1:33.921	+ 2.800	15:04:20.928
4 -	1:31.981	+ 0.860	14:53:31.518	12 -	1:33.595	+ 2.474	15:05:54.523
5 -	1:32.643	+ 1.522	14:55:04.161	13 -	1:32.111	+ 0.990	15:07:26.634
6 -	<b>1:31.121</b>		<b>14:56:35.282</b>	14 -	1:32.961	+ 1.840	15:08:59.595
7 -	1:32.533	+ 1.412	14:58:07.815	15 -	1:32.585	+ 1.464	15:10:32.180
8 -	1:33.264	+ 2.143	14:59:41.079				
<b>119</b>	<b>Anthony JAFFE</b>			Caterham 7			
1 -	1:41.737	+ 10.081	14:48:52.688	9 -	1:34.828	+ 3.172	15:01:14.709
2 -	1:32.948	+ 1.292	14:50:25.636	10 -	1:32.531	+ 0.875	15:02:47.240
3 -	1:31.966	+ 0.310	14:51:57.602	11 -	1:32.127	+ 0.471	15:04:19.367
4 -	1:33.122	+ 1.466	14:53:30.724	12 -	1:32.538	+ 0.882	15:05:51.905
5 -	1:31.716	+ 0.060	14:55:02.440	13 -	1:33.438	+ 1.782	15:07:25.343
6 -	<b>1:31.656</b>		<b>14:56:34.096</b>	14 -	1:32.602	+ 0.946	15:08:57.945
7 -	1:32.235	+ 0.579	14:58:06.331	15 -	1:34.005	+ 2.349	15:10:31.950
8 -	1:33.550	+ 1.894	14:59:39.881				
<b>120</b>	<b>John REAKS</b>			Caterham 7			
1 -	1:45.579	+ 9.547	14:48:56.530	9 -	1:37.381	+ 1.349	15:01:57.432
2 -	1:36.752	+ 0.720	14:50:33.282	10 -	1:36.706	+ 0.674	15:03:34.138
3 -	1:38.093	+ 2.061	14:52:11.375	11 -	1:36.757	+ 0.725	15:05:10.895
4 -	1:38.076	+ 2.044	14:53:49.451	12 -	1:36.163	+ 0.131	15:06:47.058
5 -	1:37.784	+ 1.752	14:55:27.235	13 -	1:37.942	+ 1.910	15:08:25.000
6 -	1:37.975	+ 1.943	14:57:05.210	14 -	1:37.465	+ 1.433	15:10:02.465
7 -	1:38.809	+ 2.777	14:58:44.019	15 -	1:36.309	+ 0.277	15:11:38.774
8 -	<b>1:36.032</b>		<b>15:00:20.051</b>				
<b>125</b>	<b>Stephen HIRONS</b>			Caterham 7			
1 -	1:42.745	+ 11.584	14:48:53.696	9 -	1:34.515	+ 3.354	15:01:15.450
2 -	1:32.627	+ 1.466	14:50:26.323	10 -	1:33.167	+ 2.006	15:02:48.617
3 -	1:32.990	+ 1.829	14:51:59.313	11 -	1:32.776	+ 1.615	15:04:21.393
4 -	1:32.379	+ 1.218	14:53:31.692	12 -	1:33.838	+ 2.677	15:05:55.231
5 -	1:32.001	+ 0.840	14:55:03.693	13 -	1:32.791	+ 1.630	15:07:28.022
6 -	<b>1:31.161</b>		<b>14:56:34.854</b>	14 -	1:32.116	+ 0.955	15:09:00.138
7 -	1:32.269	+ 1.108	14:58:07.123	15 -	1:33.388	+ 2.227	15:10:33.526
8 -	1:33.812	+ 2.651	14:59:40.935				
<b>128</b>	<b>Martin KAY</b>			Caterham 7			
1 -	1:40.566	+ 10.409	14:48:51.517	9 -	1:30.548	+ 0.391	15:00:59.573
2 -	1:32.584	+ 2.427	14:50:24.101	10 -	1:31.885	+ 1.728	15:02:31.458
3 -	1:32.127	+ 1.970	14:51:56.228	11 -	1:31.029	+ 0.872	15:04:02.487
4 -	1:30.271	+ 0.114	14:53:26.499	12 -	1:33.359	+ 3.202	15:05:35.846
5 -	1:30.313	+ 0.156	14:54:56.812	13 -	1:31.222	+ 1.065	15:07:07.068
6 -	1:31.828	+ 1.671	14:56:28.640	14 -	1:32.897	+ 2.740	15:08:39.965
7 -	1:30.228	+ 0.071	14:57:58.868	15 -	1:31.445	+ 1.288	15:10:11.410
8 -	<b>1:30.157</b>		<b>14:59:29.025</b>				
<b>130</b>	<b>James POTTER</b>			Caterham 7			
1 -	1:41.162	+ 9.607	14:48:52.113	9 -	1:33.179	+ 1.624	15:01:13.163
2 -	1:33.010	+ 1.455	14:50:25.123	10 -	1:32.897	+ 1.342	15:02:46.060
3 -	1:32.211	+ 0.656	14:51:57.334	11 -	1:32.951	+ 1.396	15:04:19.011
4 -	1:33.776	+ 2.221	14:53:31.110	12 -	1:33.040	+ 1.485	15:05:52.051

Weather / Track : Bright / Dry

Thrupton  
Circuit Length = 2.3560 miles  
Start: 14:47 End: 15:11

# McMillan Motorsport Caterham Graduate Championship (Super)

## RACE 3 - LAP ANALYSIS

5 -	1:31.555		14:55:02.665	13 -	1:33.570	+ 2.015	15:07:25.621
6 -	1:32.038	+ 0.483	14:56:34.703	14 -	1:33.015	+ 1.460	15:08:58.636
7 -	1:32.307	+ 0.752	14:58:07.010	15 -	1:34.705	+ 3.150	15:10:33.341
8 -	1:32.974	+ 1.419	14:59:39.984				
<b>131</b>	<b>Rob WINROW</b>			Caterham 7			
1 -	1:43.751	+ 9.662	14:48:54.702	9 -	1:39.075	+ 4.986	15:01:46.821
2 -	1:34.624	+ 0.535	14:50:29.326	10 -	1:37.865	+ 3.776	15:03:24.686
3 -	1:34.089		14:52:03.415	11 -	1:37.646	+ 3.557	15:05:02.332
4 -	1:34.379	+ 0.290	14:53:37.794	12 -	1:36.438	+ 2.349	15:06:38.770
5 -	1:36.765	+ 2.676	14:55:14.559	13 -	1:37.273	+ 3.184	15:08:16.043
6 -	1:37.599	+ 3.510	14:56:52.158	14 -	1:41.375	+ 7.286	15:09:57.418
7 -	1:37.989	+ 3.900	14:58:30.147	15 -	1:38.822	+ 4.733	15:11:36.240
8 -	1:37.599	+ 3.510	15:00:07.746				
<b>132</b>	<b>Nick BUDIBENT</b>			Caterham 7			
1 -	1:43.626	+ 12.296	14:48:54.577	9 -	1:34.470	+ 3.140	15:01:16.421
2 -	1:33.599	+ 2.269	14:50:28.176	10 -	1:33.376	+ 2.046	15:02:49.797
3 -	1:32.650	+ 1.320	14:52:00.826	11 -	1:31.923	+ 0.593	15:04:21.720
4 -	1:31.646	+ 0.316	14:53:32.472	12 -	1:34.747	+ 3.417	15:05:56.467
5 -	1:33.283	+ 1.953	14:55:05.755	13 -	1:32.166	+ 0.836	15:07:28.633
6 -	1:32.981	+ 1.651	14:56:38.736	14 -	1:31.934	+ 0.604	15:09:00.567
7 -	1:31.330		14:58:10.066	15 -	1:33.465	+ 2.135	15:10:34.032
8 -	1:31.885	+ 0.555	14:59:41.951				
<b>133</b>	<b>Andrew REDD</b>			Caterham 7			
1 -	1:42.649	+ 10.712	14:48:53.600	9 -	1:33.051	+ 1.114	15:01:19.638
2 -	1:33.447	+ 1.510	14:50:27.047	10 -	1:31.937		15:02:51.575
3 -	1:33.065	+ 1.128	14:52:00.112	11 -	1:32.354	+ 0.417	15:04:23.929
4 -	1:32.073	+ 0.136	14:53:32.185	12 -	1:32.691	+ 0.754	15:05:56.620
5 -	1:33.081	+ 1.144	14:55:05.266	13 -	1:32.912	+ 0.975	15:07:29.532
6 -	1:34.335	+ 2.398	14:56:39.601	14 -	1:32.027	+ 0.090	15:09:01.559
7 -	1:33.447	+ 1.510	14:58:13.048	15 -	1:32.971	+ 1.034	15:10:34.530
8 -	1:33.539	+ 1.602	14:59:46.587				
<b>147</b>	<b>Peter MICKLEWRIGHT</b>			Caterham 7			
1 -	1:44.994	+ 9.075	14:48:55.945	9 -	1:36.986	+ 1.067	15:01:57.824
2 -	1:36.792	+ 0.873	14:50:32.737	10 -	1:36.824	+ 0.905	15:03:34.648
3 -	1:37.818	+ 1.899	14:52:10.555	11 -	1:36.759	+ 0.840	15:05:11.407
4 -	1:38.288	+ 2.369	14:53:48.843	12 -	1:36.180	+ 0.261	15:06:47.587
5 -	1:38.721	+ 2.802	14:55:27.564	13 -	1:35.919		15:08:23.506
6 -	1:37.565	+ 1.646	14:57:05.129	14 -	1:38.308	+ 2.389	15:10:01.814
7 -	1:39.479	+ 3.560	14:58:44.608	15 -	1:36.024	+ 0.105	15:11:37.838
8 -	1:36.230	+ 0.311	15:00:20.838				
<b>150</b>	<b>Edward BENSON</b>			Caterham 7			
1 -	1:38.529	+ 8.873	14:48:49.480	9 -	1:29.825	+ 0.169	15:00:57.422
2 -	1:30.009	+ 0.353	14:50:19.489	10 -	1:31.755	+ 2.099	15:02:29.177
3 -	1:30.789	+ 1.133	14:51:50.278	11 -	1:32.390	+ 2.734	15:04:01.567
4 -	1:31.128	+ 1.472	14:53:21.406	12 -	1:33.618	+ 3.962	15:05:35.185
5 -	1:31.797	+ 2.141	14:54:53.203	13 -	1:29.656		15:07:04.841
6 -	1:33.237	+ 3.581	14:56:26.440	14 -	1:30.858	+ 1.202	15:08:35.699
7 -	1:30.925	+ 1.269	14:57:57.365	15 -	1:30.008	+ 0.352	15:10:05.707
8 -	1:30.232	+ 0.576	14:59:27.597				
<b>155</b>	<b>Andrew SAGAR</b>			Caterham 7			
1 -	1:39.958	+ 9.685	14:48:50.909	9 -	1:34.378	+ 4.105	15:01:16.133
2 -	1:31.410	+ 1.137	14:50:22.319	10 -	1:32.431	+ 2.158	15:02:48.564
3 -	1:40.273	+ 10.000	14:52:02.592	11 -	1:32.664	+ 2.391	15:04:21.228
4 -	1:30.273		14:53:32.865	12 -	1:32.483	+ 2.210	15:05:53.711
5 -	1:32.629	+ 2.356	14:55:05.494	13 -	1:32.263	+ 1.990	15:07:25.974
6 -	1:30.714	+ 0.441	14:56:36.208	14 -	1:33.343	+ 3.070	15:08:59.317
7 -	1:31.979	+ 1.706	14:58:08.187	15 -	1:33.853	+ 3.580	15:10:33.170

Weather / Track : Bright / Dry

Thruxton  
Circuit Length = 2.3560 miles  
Start: 14:47 End: 15:11

# McMillan Motorsport Caterham Graduate Championship (Super)

## RACE 3 - LAP ANALYSIS

8 -	1:33.568	+ 3.295	14:59:41.755			
<b>166</b>	<b>Barry WHITE</b>			Caterham 7		
1 -	1:41.291	+ 9.653	14:48:52.242	9 -	1:34.319	+ 2.681 15:01:16.026
2 -	1:33.721	+ 2.083	14:50:25.963	10 -	1:32.900	+ 1.262 15:02:48.926
3 -	1:32.195	+ 0.557	14:51:58.158	11 -	1:32.537	+ 0.899 15:04:21.463
4 -	1:33.159	+ 1.521	14:53:31.317	12 -	1:34.427	+ 2.789 15:05:55.890
5 -	1:31.726	+ 0.088	14:55:03.043	13 -	<b>1:31.638</b>	<b>15:07:27.528</b>
6 -	1:33.205	+ 1.567	14:56:36.248	14 -	1:32.210	+ 0.572 15:08:59.738
7 -	1:32.153	+ 0.515	14:58:08.401	15 -	1:32.887	+ 1.249 15:10:32.625
8 -	1:33.306	+ 1.668	14:59:41.707			

Weather / Track : Bright / Dry

Thruxton  
 Circuit Length = 2.3560 miles  
 Start: 14:47 End: 15:11

# McMillan Motorsport Caterham Graduate Championship (Super)

## RACE 9 - CLASSIFICATION

POS	NO	CL	NAME	ENTRY	LAPS	TIME	GAP	DIFF	MPH	BEST	ON
1	150		Edward BENSON	Caterham 7	15	22:49.903			92.87	1:30.193	5
2	104		Toby BRIANT	Caterham 7	15	22:50.365	0.462	0.462	92.83	1:29.664	14
3	103		Neil SHINNER	Caterham 7	15	22:50.601	0.698	0.236	92.82	1:29.850	3
4	117		Roger FORD	Caterham 7	15	22:52.189	2.286	1.588	92.71	1:30.125	7
5	105		Luke TZOUROU	Caterham 7	15	23:09.701	19.798	17.512	91.54	1:29.382	12
6	130		James POTTER	Caterham 7	15	23:13.579	23.676	3.878	91.29	1:30.775	11
7	107		Andy SKINNER	Caterham 7	15	23:13.828	23.925	0.249	91.27	1:30.933	14
8	125		Stephen HIRONS	Caterham 7	15	23:18.856	28.953	5.028	90.94	1:30.999	12
9	112		Gareth CORDEY	Caterham 7	15	23:19.373	29.470	0.517	90.91	1:30.852	12
10	128		Martin KAY	Caterham 7	15	23:19.445	29.542	0.072	90.90	1:31.503	5
11	166		Barry WHITE	Caterham 7	15	23:24.919	35.016	5.474	90.55	1:31.143	8
12	118		Kenny YOUNG	Caterham 7	15	23:25.452	35.549	0.533	90.52	1:32.206	8
13	119		Anthony JAFFE	Caterham 7	15	23:25.570	35.667	0.118	90.51	1:31.866	8
14	155		Andrew SAGAR	Caterham 7	15	23:25.871	35.968	0.301	90.49	1:30.854	7
15	132		Nick BUDIBENT	Caterham 7	15	23:41.004	51.101	15.133	89.53	1:31.799	6
16	133		Andrew REDD	Caterham 7	15	23:41.194	51.291	0.190	89.51	1:31.145	7
17	131		Rob WINROW	Caterham 7	14	22:23.028	1 lap	1 lap	88.41	1:33.877	5
18	147		Peter MICKLEWRIGHT	Caterham 7	14	22:23.397	1 lap	0.369	88.38	1:34.297	8
19	120		John REAKS	Caterham 7	14	22:57.077	1 lap	33.680	86.22	1:36.324	2

NOT CLASSIFIED

DNF	102		Dylan STANLEY	Caterham 7	8	12:14.740	7 laps	6 laps	92.34	1:29.561	7
-----	-----	--	---------------	------------	---	-----------	--------	--------	-------	----------	---

FASTEST LAP

	105		Luke TZOUROU	Caterham 7	12	1:29.382			94.89 mph	152.71 kph	
--	-----	--	--------------	------------	----	----------	--	--	-----------	------------	--

Weather / Track : Cloudy / Dry

These results are provisional until the conclusion of any judicial and technical matters.

Thruxton

Circuit Length = 2.3560 miles

Start: 10:52 End: 11:19

Clerk of Course :		Timekeeper :	
-------------------	--	--------------	--

# McMillan Motorsport Caterham Graduate Championship (Super)

## RACE 9 - LAP CHART

Lap 1			Lap 2			Lap 3			Lap 4			Lap 5		
No	Behind	Laptime	No	Behind	Laptime	No	Behind	Laptime	No	Behind	Laptime	No	Behind	Laptime
103		1:36.634	102		1:29.915	103		1:29.850	103		1:31.002	150		1:30.193
150	0.674	1:37.308	103	0.348	1:31.315	102	0.350	1:30.548	102	0.390	1:31.042	103	0.587	1:31.458
102	1.052	1:37.686	150	0.575	1:30.868	104	0.608	1:30.133	150	0.678	1:30.803	102	0.816	1:31.297
104	1.183	1:37.817	104	0.673	1:30.457	150	0.877	1:30.500	104	1.532	1:31.926	117	1.297	1:30.523
117	1.367	1:38.001	117	1.092	1:30.692	117	1.425	1:30.531	117	1.645	1:31.222	104	1.510	1:30.849
155	1.630	1:38.264	107	2.939	1:31.491	107	3.963	1:31.222	107	4.981	1:32.020	107	6.816	1:32.706
107	2.415	1:39.049	130	6.551	1:33.349	130	7.972	1:31.619	130	9.289	1:32.319	125	11.354	1:32.028
112	3.087	1:39.721	125	7.249	1:33.714	125	9.036	1:31.985	125	10.197	1:32.163	130	11.631	1:33.213
128	3.193	1:39.827	119	7.599	1:34.242	119	10.361	1:32.960	128	12.059	1:32.304	128	12.691	1:31.503
130	4.169	1:40.803	166	7.952	1:33.764	128	10.757	1:31.855	119	12.768	1:33.409	119	14.483	1:32.586
105	4.207	1:40.841	118	8.495	1:35.036	166	11.168	1:33.414	112	13.045	1:32.360	112	14.940	1:32.766
119	4.324	1:40.958	128	9.100	1:36.874	118	11.638	1:33.341	166	13.573	1:33.407	166	15.373	1:32.671
118	4.426	1:41.060	112	10.049	1:37.929	112	11.687	1:31.836	118	14.065	1:33.429	118	15.461	1:32.267
125	4.502	1:41.136	147	12.717	1:37.634	147	17.767	1:35.248	155	21.500	1:32.896	155	22.861	1:32.232
132	4.926	1:41.560	120	13.133	1:36.324	155	19.606	1:33.475	132	22.152	1:33.028	105	23.695	1:31.525
166	5.155	1:41.789	155	16.329	1:45.666	132	20.126	1:33.429	133	22.420	1:32.328	132	24.426	1:33.145
147	6.050	1:42.684	132	16.895	1:42.936	133	21.094	1:33.966	147	22.926	1:36.161	133	25.611	1:34.062
120	7.776	1:44.410	133	17.326	1:34.786	120	21.900	1:38.965	105	23.041	1:31.301	147	27.263	1:35.208
133	13.507	1:50.141	131	17.996	1:34.648	131	21.968	1:34.170	131	25.726	1:34.760	131	28.732	1:33.877
131	14.315	1:50.949	105	22.372	1:49.132	105	22.742	1:30.568	120	28.580	1:37.682	120	35.628	1:37.919

Weather / Track : Cloudy / Dry

Thruxton  
Circuit Length = 2.3560 miles  
Start: 10:52 End: 11:19

# McMillan Motorsport Caterham Graduate Championship (Super)

## RACE 9 - LAP CHART

Lap 6			Lap 7			Lap 8			Lap 9			Lap 10		
No	Behind	Laptime	No	Behind	Laptime	No	Behind	Laptime	No	Behind	Laptime	No	Behind	Laptime
103		1:29.933	103		1:30.777	150		1:30.544	150		1:31.426	103		1:30.303
150	0.181	1:30.701	150	0.700	1:31.296	104	0.094	1:30.459	103	0.244	1:30.957	150	0.652	1:31.199
104	1.522	1:30.532	102	0.755	1:29.561	103	0.713	1:31.957	104	0.668	1:32.000	104	0.830	1:30.709
102	1.971	1:31.675	104	0.879	1:30.134	117	0.797	1:30.492	117	1.180	1:31.809	117	1.490	1:30.857
117	2.201	1:31.424	117	1.549	1:30.125	102	2.527	1:33.016	107	14.906	1:32.697	107	17.547	1:33.188
107	9.453	1:33.157	107	12.193	1:33.517	107	13.635	1:32.686	130	18.530	1:32.155	130	19.807	1:31.824
125	14.494	1:33.660	130	16.702	1:32.494	130	17.801	1:32.343	112	19.363	1:32.813	112	21.417	1:32.601
130	14.985	1:33.874	128	16.882	1:32.644	112	17.976	1:31.275	125	19.597	1:32.905	128	22.052	1:32.513
128	15.015	1:32.844	125	17.357	1:33.640	125	18.118	1:32.005	128	20.086	1:33.190	125	22.407	1:33.357
112	16.642	1:32.222	112	17.945	1:32.080	128	18.322	1:32.684	105	20.985	1:30.199	105	22.473	1:32.035
119	16.976	1:33.013	119	18.122	1:31.923	119	18.744	1:31.866	119	21.752	1:34.434	119	24.556	1:33.351
166	17.435	1:32.582	166	19.125	1:32.467	166	19.024	1:31.143	118	22.013	1:33.270	166	24.617	1:33.114
118	17.622	1:32.681	118	19.207	1:32.362	118	20.169	1:32.206	166	22.050	1:34.452	118	24.724	1:33.258
105	23.770	1:30.595	105	23.335	1:30.342	105	22.212	1:30.121	155	23.972	1:30.897	155	24.864	1:31.439
155	24.741	1:32.400	155	24.818	1:30.854	155	24.501	1:30.927	132	32.614	1:34.916	132	35.854	1:33.787
132	25.705	1:31.799	132	26.825	1:31.897	132	29.124	1:33.543	133	33.123	1:35.063	133	36.210	1:33.634
133	27.023	1:31.932	133	27.391	1:31.145	133	29.486	1:33.339	147	43.096	1:35.037	147	46.963	1:34.414
147	31.684	1:34.941	147	36.432	1:35.525	147	39.485	1:34.297	131	44.184	1:34.987	131	48.314	1:34.677
131	33.076	1:34.864	131	37.337	1:35.038	131	40.623	1:34.530	120	1:03.567	1:37.198	120	1:10.774	1:37.754
120	43.770	1:38.662	120	50.899	1:37.906	120	57.795	1:38.140						

Weather / Track : Cloudy / Dry

Thruxton  
Circuit Length = 2.3560 miles  
Start: 10:52 End: 11:19

# McMillan Motorsport Caterham Graduate Championship (Super)

## RACE 9 - LAP CHART

Lap 11			Lap 12			Lap 13			Lap 14			Lap 15		
No	Behind	Laptime	No	Behind	Laptime	No	Behind	Laptime	No	Behind	Laptime	No	Behind	Laptime
103		1:31.568	150		1:30.545	150		1:30.386	150		1:31.443	150		1:31.293
104	0.342	1:31.080	103	0.469	1:31.496	103	0.094	1:30.011	104	0.125	1:29.664	104	0.462	1:31.630
150	0.482	1:31.398	117	1.370	1:31.634	104	1.904	1:30.534	103	0.281	1:31.630	103	0.698	1:31.710
117	0.763	1:30.841	104	1.756	1:32.441	117	2.152	1:31.168	117	1.843	1:31.134	117	2.286	1:31.736
107	18.401	1:32.422	105	19.527	1:29.382	105	20.689	1:31.548	105	20.141	1:30.895	120	1 LAP	1:40.442
130	19.014	1:30.775	130	19.922	1:31.935	130	21.290	1:31.754	107	21.094	1:30.933	105	19.798	1:30.950
105	21.172	1:30.267	107	20.451	1:33.077	107	21.604	1:31.539	130	21.210	1:31.363	130	23.676	1:33.759
128	22.083	1:31.599	112	22.275	1:30.852	112	23.899	1:32.010	125	25.963	1:33.018	107	23.925	1:34.124
112	22.450	1:32.601	125	22.611	1:30.999	125	24.388	1:32.163	112	26.273	1:33.817	125	28.953	1:34.283
125	22.639	1:31.800	128	23.018	1:31.962	128	24.595	1:31.963	128	26.450	1:33.298	112	29.470	1:34.490
119	25.013	1:32.025	119	26.840	1:32.854	119	29.968	1:33.514	119	31.709	1:33.184	128	29.542	1:34.385
166	25.422	1:32.373	166	27.270	1:32.875	155	30.773	1:33.202	118	32.398	1:32.546	166	35.016	1:33.456
155	25.879	1:32.583	118	27.715	1:32.493	166	31.195	1:34.311	155	32.612	1:33.282	118	35.549	1:34.444
118	26.249	1:33.093	155	27.957	1:33.105	118	31.295	1:33.966	166	32.853	1:33.101	119	35.667	1:35.251
132	37.771	1:33.485	133	42.589	1:35.197	133	45.393	1:33.190	133	47.797	1:33.847	155	35.968	1:34.649
133	38.419	1:33.777	132	42.956	1:36.212	132	46.259	1:33.689	132	48.234	1:33.418	132	51.101	1:34.160
147	50.899	1:35.504	147	55.133	1:35.261	147	59.835	1:35.088	131	1:04.418	1:34.978	133	51.291	1:34.787
131	51.919	1:35.173	131	55.920	1:35.028	131	1:00.883	1:35.349	147	1:04.787	1:36.395			
120	1:16.890	1:37.684	120	1:22.737	1:36.874	120	1:29.468	1:37.117						

Weather / Track : Cloudy / Dry

Thruxton  
Circuit Length = 2.3560 miles  
Start: 10:52 End: 11:19



# McMillan Motorsport Caterham Graduate Championship (Super)

## RACE 9 - LAP ANALYSIS

<b>102</b>	<b>Dylan STANLEY</b>		Caterham 7				
1 -	1:37.686	+ 8.125	10:54:07.534	5 -	1:31.297	+ 1.736	11:00:10.336
2 -	1:29.915	+ 0.354	10:55:37.449	6 -	1:31.675	+ 2.114	11:01:42.011
3 -	1:30.548	+ 0.987	10:57:07.997	7 -	<b>1:29.561</b>		<b>11:03:11.572</b>
4 -	1:31.042	+ 1.481	10:58:39.039	8 -	1:33.016	+ 3.455	11:04:44.588
<b>103</b>	<b>Neil SHINNER</b>		Caterham 7				
1 -	1:36.634	+ 6.784	10:54:06.482	9 -	1:30.957	+ 1.107	11:06:13.731
2 -	1:31.315	+ 1.465	10:55:37.797	10 -	1:30.303	+ 0.453	11:07:44.034
3 -	<b>1:29.850</b>		<b>10:57:07.647</b>	11 -	1:31.568	+ 1.718	11:09:15.602
4 -	1:31.002	+ 1.152	10:58:38.649	12 -	1:31.496	+ 1.646	11:10:47.098
5 -	1:31.458	+ 1.608	11:00:10.107	13 -	1:30.011	+ 0.161	11:12:17.109
6 -	1:29.933	+ 0.083	11:01:40.040	14 -	1:31.630	+ 1.780	11:13:48.739
7 -	1:30.777	+ 0.927	11:03:10.817	15 -	1:31.710	+ 1.860	11:15:20.449
8 -	1:31.957	+ 2.107	11:04:42.774				
<b>104</b>	<b>Toby BRIANT</b>		Caterham 7				
1 -	1:37.817	+ 8.153	10:54:07.665	9 -	1:32.000	+ 2.336	11:06:14.155
2 -	1:30.457	+ 0.793	10:55:38.122	10 -	1:30.709	+ 1.045	11:07:44.864
3 -	1:30.133	+ 0.469	10:57:08.255	11 -	1:31.080	+ 1.416	11:09:15.944
4 -	1:31.926	+ 2.262	10:58:40.181	12 -	1:32.441	+ 2.777	11:10:48.385
5 -	1:30.849	+ 1.185	11:00:11.030	13 -	1:30.534	+ 0.870	11:12:18.919
6 -	1:30.532	+ 0.868	11:01:41.562	14 -	<b>1:29.664</b>		<b>11:13:48.583</b>
7 -	1:30.134	+ 0.470	11:03:11.696	15 -	1:31.630	+ 1.966	11:15:20.213
8 -	1:30.459	+ 0.795	11:04:42.155				
<b>105</b>	<b>Luke TZOUROU</b>		Caterham 7				
1 -	1:40.841	+ 11.459	10:54:10.689	9 -	1:30.199	+ 0.817	11:06:34.472
2 -	1:49.132	+ 19.750	10:55:59.821	10 -	1:32.035	+ 2.653	11:08:06.507
3 -	1:30.568	+ 1.186	10:57:30.389	11 -	1:30.267	+ 0.885	11:09:36.774
4 -	1:31.301	+ 1.919	10:59:01.690	12 -	<b>1:29.382</b>		<b>11:11:06.156</b>
5 -	1:31.525	+ 2.143	11:00:33.215	13 -	1:31.548	+ 2.166	11:12:37.704
6 -	1:30.595	+ 1.213	11:02:03.810	14 -	1:30.895	+ 1.513	11:14:08.599
7 -	1:30.342	+ 0.960	11:03:34.152	15 -	1:30.950	+ 1.568	11:15:39.549
8 -	1:30.121	+ 0.739	11:05:04.273				
<b>107</b>	<b>Andy SKINNER</b>		Caterham 7				
1 -	1:39.049	+ 8.116	10:54:08.897	9 -	1:32.697	+ 1.764	11:06:28.393
2 -	1:31.491	+ 0.558	10:55:40.388	10 -	1:33.188	+ 2.255	11:08:01.581
3 -	1:31.222	+ 0.289	10:57:11.610	11 -	1:32.422	+ 1.489	11:09:34.003
4 -	1:32.020	+ 1.087	10:58:43.630	12 -	1:33.077	+ 2.144	11:11:07.080
5 -	1:32.706	+ 1.773	11:00:16.336	13 -	1:31.539	+ 0.606	11:12:38.619
6 -	1:33.157	+ 2.224	11:01:49.493	14 -	<b>1:30.933</b>		<b>11:14:09.552</b>
7 -	1:33.517	+ 2.584	11:03:23.010	15 -	1:34.124	+ 3.191	11:15:43.676
8 -	1:32.686	+ 1.753	11:04:55.696				
<b>112</b>	<b>Gareth CORDEY</b>		Caterham 7				
1 -	1:39.721	+ 8.869	10:54:09.569	9 -	1:32.813	+ 1.961	11:06:32.850
2 -	1:37.929	+ 7.077	10:55:47.498	10 -	1:32.601	+ 1.749	11:08:05.451
3 -	1:31.836	+ 0.984	10:57:19.334	11 -	1:32.601	+ 1.749	11:09:38.052
4 -	1:32.360	+ 1.508	10:58:51.694	12 -	<b>1:30.852</b>		<b>11:11:08.904</b>
5 -	1:32.766	+ 1.914	11:00:24.460	13 -	1:32.010	+ 1.158	11:12:40.914
6 -	1:32.222	+ 1.370	11:01:56.682	14 -	1:33.817	+ 2.965	11:14:14.731
7 -	1:32.080	+ 1.228	11:03:28.762	15 -	1:34.490	+ 3.638	11:15:49.221
8 -	1:31.275	+ 0.423	11:05:00.037				
<b>117</b>	<b>Roger FORD</b>		Caterham 7				
1 -	1:38.001	+ 7.876	10:54:07.849	9 -	1:31.809	+ 1.684	11:06:14.667
2 -	1:30.692	+ 0.567	10:55:38.541	10 -	1:30.857	+ 0.732	11:07:45.524
3 -	1:30.531	+ 0.406	10:57:09.072	11 -	1:30.841	+ 0.716	11:09:16.365
4 -	1:31.222	+ 1.097	10:58:40.294	12 -	1:31.634	+ 1.509	11:10:47.999
5 -	1:30.523	+ 0.398	11:00:10.817	13 -	1:31.168	+ 1.043	11:12:19.167

Weather / Track : Cloudy / Dry

Thruxton  
Circuit Length = 2.3560 miles  
Start: 10:52 End: 11:19

# McMillan Motorsport Caterham Graduate Championship (Super)

## RACE 9 - LAP ANALYSIS

6 -	1:31.424	+ 1.299	11:01:42.241	14 -	1:31.134	+ 1.009	11:13:50.301
7 -	<b>1:30.125</b>		<b>11:03:12.366</b>	15 -	1:31.736	+ 1.611	11:15:22.037
8 -	1:30.492	+ 0.367	11:04:42.858				
<b>118</b>	<b>Kenny YOUNG</b>		Caterham 7				
1 -	1:41.060	+ 8.854	10:54:10.908	9 -	1:33.270	+ 1.064	11:06:35.500
2 -	1:35.036	+ 2.830	10:55:45.944	10 -	1:33.258	+ 1.052	11:08:08.758
3 -	1:33.341	+ 1.135	10:57:19.285	11 -	1:33.093	+ 0.887	11:09:41.851
4 -	1:33.429	+ 1.223	10:58:52.714	12 -	1:32.493	+ 0.287	11:11:14.344
5 -	1:32.267	+ 0.061	11:00:24.981	13 -	1:33.966	+ 1.760	11:12:48.310
6 -	1:32.681	+ 0.475	11:01:57.662	14 -	1:32.546	+ 0.340	11:14:20.856
7 -	1:32.362	+ 0.156	11:03:30.024	15 -	1:34.444	+ 2.238	11:15:55.300
8 -	<b>1:32.206</b>		<b>11:05:02.230</b>				
<b>119</b>	<b>Anthony JAFFE</b>		Caterham 7				
1 -	1:40.958	+ 9.092	10:54:10.806	9 -	1:34.434	+ 2.568	11:06:35.239
2 -	1:34.242	+ 2.376	10:55:45.048	10 -	1:33.351	+ 1.485	11:08:08.590
3 -	1:32.960	+ 1.094	10:57:18.008	11 -	1:32.025	+ 0.159	11:09:40.615
4 -	1:33.409	+ 1.543	10:58:51.417	12 -	1:32.854	+ 0.988	11:11:13.469
5 -	1:32.586	+ 0.720	11:00:24.003	13 -	1:33.514	+ 1.648	11:12:46.983
6 -	1:33.013	+ 1.147	11:01:57.016	14 -	1:33.184	+ 1.318	11:14:20.167
7 -	1:31.923	+ 0.057	11:03:28.939	15 -	1:35.251	+ 3.385	11:15:55.418
8 -	<b>1:31.866</b>		<b>11:05:00.805</b>				
<b>120</b>	<b>John REAKS</b>		Caterham 7				
1 -	1:44.410	+ 8.086	10:54:14.258	8 -	1:38.140	+ 1.816	11:05:39.856
2 -	<b>1:36.324</b>		<b>10:55:50.582</b>	9 -	1:37.198	+ 0.874	11:07:17.054
3 -	1:38.965	+ 2.641	10:57:29.547	10 -	1:37.754	+ 1.430	11:08:54.808
4 -	1:37.682	+ 1.358	10:59:07.229	11 -	1:37.684	+ 1.360	11:10:32.492
5 -	1:37.919	+ 1.595	11:00:45.148	12 -	1:36.874	+ 0.550	11:12:09.366
6 -	1:38.662	+ 2.338	11:02:23.810	13 -	1:37.117	+ 0.793	11:13:46.483
7 -	1:37.906	+ 1.582	11:04:01.716	14 -	1:40.442	+ 4.118	11:15:26.925
<b>125</b>	<b>Stephen HIRONS</b>		Caterham 7				
1 -	1:41.136	+ 10.137	10:54:10.984	9 -	1:32.905	+ 1.906	11:06:33.084
2 -	1:33.714	+ 2.715	10:55:44.698	10 -	1:33.357	+ 2.358	11:08:06.441
3 -	1:31.985	+ 0.986	10:57:16.683	11 -	1:31.800	+ 0.801	11:09:38.241
4 -	1:32.163	+ 1.164	10:58:48.846	12 -	<b>1:30.999</b>		<b>11:11:09.240</b>
5 -	1:32.028	+ 1.029	11:00:20.874	13 -	1:32.163	+ 1.164	11:12:41.403
6 -	1:33.660	+ 2.661	11:01:54.534	14 -	1:33.018	+ 2.019	11:14:14.421
7 -	1:33.640	+ 2.641	11:03:28.174	15 -	1:34.283	+ 3.284	11:15:48.704
8 -	1:32.005	+ 1.006	11:05:00.179				
<b>128</b>	<b>Martin KAY</b>		Caterham 7				
1 -	1:39.827	+ 8.324	10:54:09.675	9 -	1:33.190	+ 1.687	11:06:33.573
2 -	1:36.874	+ 5.371	10:55:46.549	10 -	1:32.513	+ 1.010	11:08:06.086
3 -	1:31.855	+ 0.352	10:57:18.404	11 -	1:31.599	+ 0.096	11:09:37.685
4 -	1:32.304	+ 0.801	10:58:50.708	12 -	1:31.962	+ 0.459	11:11:09.647
5 -	<b>1:31.503</b>		<b>11:00:22.211</b>	13 -	1:31.963	+ 0.460	11:12:41.610
6 -	1:32.844	+ 1.341	11:01:55.055	14 -	1:33.298	+ 1.795	11:14:14.908
7 -	1:32.644	+ 1.141	11:03:27.699	15 -	1:34.385	+ 2.882	11:15:49.293
8 -	1:32.684	+ 1.181	11:05:00.383				
<b>130</b>	<b>James POTTER</b>		Caterham 7				
1 -	1:40.803	+ 10.028	10:54:10.651	9 -	1:32.155	+ 1.380	11:06:32.017
2 -	1:33.349	+ 2.574	10:55:44.000	10 -	1:31.824	+ 1.049	11:08:03.841
3 -	1:31.619	+ 0.844	10:57:15.619	11 -	<b>1:30.775</b>		<b>11:09:34.616</b>
4 -	1:32.319	+ 1.544	10:58:47.938	12 -	1:31.935	+ 1.160	11:11:06.551
5 -	1:33.213	+ 2.438	11:00:21.151	13 -	1:31.754	+ 0.979	11:12:38.305
6 -	1:33.874	+ 3.099	11:01:55.025	14 -	1:31.363	+ 0.588	11:14:09.668
7 -	1:32.494	+ 1.719	11:03:27.519	15 -	1:33.759	+ 2.984	11:15:43.427
8 -	1:32.343	+ 1.568	11:04:59.862				

Weather / Track : Cloudy / Dry

Thrupton  
Circuit Length = 2.3560 miles  
Start: 10:52 End: 11:19

# McMillan Motorsport Caterham Graduate Championship (Super)

## RACE 9 - LAP ANALYSIS

<b>131</b>	<b>Rob WINROW</b>		Caterham 7				
1 -	1:50.949	+ 17.072	10:54:20.797	8 -	1:34.530	+ 0.653	11:05:22.684
2 -	1:34.648	+ 0.771	10:55:55.445	9 -	1:34.987	+ 1.110	11:06:57.671
3 -	1:34.170	+ 0.293	10:57:29.615	10 -	1:34.677	+ 0.800	11:08:32.348
4 -	1:34.760	+ 0.883	10:59:04.375	11 -	1:35.173	+ 1.296	11:10:07.521
5 -	<b>1:33.877</b>		<b>11:00:38.252</b>	12 -	1:35.028	+ 1.151	11:11:42.549
6 -	1:34.864	+ 0.987	11:02:13.116	13 -	1:35.349	+ 1.472	11:13:17.898
7 -	1:35.038	+ 1.161	11:03:48.154	14 -	1:34.978	+ 1.101	11:14:52.876
<b>132</b>	<b>Nick BUDIBENT</b>		Caterham 7				
1 -	1:41.560	+ 9.761	10:54:11.408	9 -	1:34.916	+ 3.117	11:06:46.101
2 -	1:42.936	+ 11.137	10:55:54.344	10 -	1:33.787	+ 1.988	11:08:19.888
3 -	1:33.429	+ 1.630	10:57:27.773	11 -	1:33.485	+ 1.686	11:09:53.373
4 -	1:33.028	+ 1.229	10:59:00.801	12 -	1:36.212	+ 4.413	11:11:29.585
5 -	1:33.145	+ 1.346	11:00:33.946	13 -	1:33.689	+ 1.890	11:13:03.274
6 -	<b>1:31.799</b>		<b>11:02:05.745</b>	14 -	1:33.418	+ 1.619	11:14:36.692
7 -	1:31.897	+ 0.098	11:03:37.642	15 -	1:34.160	+ 2.361	11:16:10.852
8 -	1:33.543	+ 1.744	11:05:11.185				
<b>133</b>	<b>Andrew REDD</b>		Caterham 7				
1 -	1:50.141	+ 18.996	10:54:19.989	9 -	1:35.063	+ 3.918	11:06:46.610
2 -	1:34.786	+ 3.641	10:55:54.775	10 -	1:33.634	+ 2.489	11:08:20.244
3 -	1:33.966	+ 2.821	10:57:28.741	11 -	1:33.777	+ 2.632	11:09:54.021
4 -	1:32.328	+ 1.183	10:59:01.069	12 -	1:35.197	+ 4.052	11:11:29.218
5 -	1:34.062	+ 2.917	11:00:35.131	13 -	1:33.190	+ 2.045	11:13:02.408
6 -	1:31.932	+ 0.787	11:02:07.063	14 -	1:33.847	+ 2.702	11:14:36.255
7 -	<b>1:31.145</b>		<b>11:03:38.208</b>	15 -	1:34.787	+ 3.642	11:16:11.042
8 -	1:33.339	+ 2.194	11:05:11.547				
<b>147</b>	<b>Peter MICKLEWRIGHT</b>		Caterham 7				
1 -	1:42.684	+ 8.387	10:54:12.532	8 -	<b>1:34.297</b>		<b>11:05:21.546</b>
2 -	1:37.634	+ 3.337	10:55:50.166	9 -	1:35.037	+ 0.740	11:06:56.583
3 -	1:35.248	+ 0.951	10:57:25.414	10 -	1:34.414	+ 0.117	11:08:30.997
4 -	1:36.161	+ 1.864	10:59:01.575	11 -	1:35.504	+ 1.207	11:10:06.501
5 -	1:35.208	+ 0.911	11:00:36.783	12 -	1:35.261	+ 0.964	11:11:41.762
6 -	1:34.941	+ 0.644	11:02:11.724	13 -	1:35.088	+ 0.791	11:13:16.850
7 -	1:35.525	+ 1.228	11:03:47.249	14 -	1:36.395	+ 2.098	11:14:53.245
<b>150</b>	<b>Edward BENSON</b>		Caterham 7				
1 -	1:37.308	+ 7.115	10:54:07.156	9 -	1:31.426	+ 1.233	11:06:13.487
2 -	1:30.868	+ 0.675	10:55:38.024	10 -	1:31.199	+ 1.006	11:07:44.686
3 -	1:30.500	+ 0.307	10:57:08.524	11 -	1:31.398	+ 1.205	11:09:16.084
4 -	1:30.803	+ 0.610	10:58:39.327	12 -	1:30.545	+ 0.352	11:10:46.629
5 -	<b>1:30.193</b>		<b>11:00:09.520</b>	13 -	1:30.386	+ 0.193	11:12:17.015
6 -	1:30.701	+ 0.508	11:01:40.221	14 -	1:31.443	+ 1.250	11:13:48.458
7 -	1:31.296	+ 1.103	11:03:11.517	15 -	1:31.293	+ 1.100	11:15:19.751
8 -	1:30.544	+ 0.351	11:04:42.061				
<b>155</b>	<b>Andrew SAGAR</b>		Caterham 7				
1 -	1:38.264	+ 7.410	10:54:08.112	9 -	1:30.897	+ 0.043	11:06:37.459
2 -	1:45.666	+ 14.812	10:55:53.778	10 -	1:31.439	+ 0.585	11:08:08.898
3 -	1:33.475	+ 2.621	10:57:27.253	11 -	1:32.583	+ 1.729	11:09:41.481
4 -	1:32.896	+ 2.042	10:59:00.149	12 -	1:33.105	+ 2.251	11:11:14.586
5 -	1:32.232	+ 1.378	11:00:32.381	13 -	1:33.202	+ 2.348	11:12:47.788
6 -	1:32.400	+ 1.546	11:02:04.781	14 -	1:33.282	+ 2.428	11:14:21.070
7 -	<b>1:30.854</b>		<b>11:03:35.635</b>	15 -	1:34.649	+ 3.795	11:15:55.719
8 -	1:30.927	+ 0.073	11:05:06.562				
<b>166</b>	<b>Barry WHITE</b>		Caterham 7				
1 -	1:41.789	+ 10.646	10:54:11.637	9 -	1:34.452	+ 3.309	11:06:35.537
2 -	1:33.764	+ 2.621	10:55:45.401	10 -	1:33.114	+ 1.971	11:08:08.651
3 -	1:33.414	+ 2.271	10:57:18.815	11 -	1:32.373	+ 1.230	11:09:41.024

Weather / Track : Cloudy / Dry

Thrupton  
Circuit Length = 2.3560 miles  
Start: 10:52 End: 11:19

# McMillan Motorsport Caterham Graduate Championship (Super)

## RACE 9 - LAP ANALYSIS

4 -	1:33.407	+ 2.264	10:58:52.222	12 -	1:32.875	+ 1.732	11:11:13.899
5 -	1:32.671	+ 1.528	11:00:24.893	13 -	1:34.311	+ 3.168	11:12:48.210
6 -	1:32.582	+ 1.439	11:01:57.475	14 -	1:33.101	+ 1.958	11:14:21.311
7 -	1:32.467	+ 1.324	11:03:29.942	15 -	1:33.456	+ 2.313	11:15:54.767
8 -	<b>1:31.143</b>		<b>11:05:01.085</b>				

Weather / Track : Cloudy / Dry

Thruxton  
Circuit Length = 2.3560 miles  
Start: 10:52 End: 11:19



# **McMILLAN MOTORSPORT CATERHAM GRADUATE MEGA CLASS CHAMPIONSHIP**

**Thruxton Circuit**

**28th & 29th July 2012**



**Results Provided by Timing Solutions Ltd**  
**[www.tsl-timing.com](http://www.tsl-timing.com)**

**McMillan Motorsport Caterham Graduate Championship (Mega)**  
**QUALIFYING - RACE 5 - CLASSIFICATION**

POS	NO	CL	NAME	ENTRY	TIME	ON	LAPS	GAP	DIFF	MPH
1	1		<b>Myles PACKMAN</b>	Caterham 7	<b>1:26.952</b>	6	9			97.54
2	5		<b>Nick FROST</b>	Caterham 7	<b>1:27.510</b>	8	9	<b>0.558</b>	0.558	96.92
3	40		<b>Luke EMBLING</b>	Caterham 7	<b>1:28.062</b>	2	9	<b>1.110</b>	0.552	96.31
4	54		<b>Peter FRITH</b>	Caterham 7	<b>1:28.359</b>	8	9	<b>1.407</b>	0.297	95.98
5	7		<b>Nicholas HARYETT</b>	Caterham 7	<b>1:28.754</b>	7	9	<b>1.802</b>	0.395	95.56
6	9		<b>Adrian RUSSELL</b>	Caterham 7	<b>1:29.161</b>	7	9	<b>2.209</b>	0.407	95.12
7	56		<b>Brett RAY</b>	Caterham 7	<b>1:29.319</b>	7	9	<b>2.367</b>	0.158	94.95
8	36		<b>Glenn BURTENSHAW</b>	Caterham 7	<b>1:29.336</b>	3	9	<b>2.384</b>	0.017	94.94
9	42		<b>John BENFIELD</b>	Caterham 7	<b>1:30.488</b>	3	9	<b>3.536</b>	1.152	93.73
10	18		<b>Kim RAYMENT</b>	Caterham 7	<b>1:30.627</b>	3	9	<b>3.675</b>	0.139	93.58
11	22		<b>Peter MARSH</b>	Caterham 7	<b>1:32.062</b>	9	9	<b>5.110</b>	1.435	92.12
12	23		<b>Bob WILSON</b>	Caterham 7	<b>1:32.281</b>	9	9	<b>5.329</b>	0.219	91.91

**Weather / Track : Bright / Dry**  
**These results are provisional until the conclusion of any judicial and technical matters.**

Thruxton  
 Circuit Length = 2.3560 miles  
 Start: 10:57 End: 11:13

Clerk of Course :		Timekeeper :
-------------------	--	--------------

**McMillan Motorsport Caterham Graduate Championship (Mega)**  
**QUALIFYING - RACE 14 - 2ND FASTEST CLASSIFICATION**

POS	NO	CL	NAME	ENTRY	TIME	ON	LAPS	GAP	DIFF	MPH
1	1		<b>Myles PACKMAN</b>	Caterham 7	<b>1:27.334</b>	9	9			97.11
2	40		<b>Luke EMBLING</b>	Caterham 7	<b>1:28.405</b>	6	9	<b>1.071</b>	1.071	95.93
3	5		<b>Nick FROST</b>	Caterham 7	<b>1:28.416</b>	2	9	<b>1.082</b>	0.011	95.92
4	54		<b>Peter FRITH</b>	Caterham 7	<b>1:28.461</b>	7	9	<b>1.127</b>	0.045	95.87
5	7		<b>Nicholas HARYETT</b>	Caterham 7	<b>1:28.940</b>	8	9	<b>1.606</b>	0.479	95.36
6	36		<b>Glenn BURTENSHAW</b>	Caterham 7	<b>1:29.356</b>	9	9	<b>2.022</b>	0.416	94.91
7	9		<b>Adrian RUSSELL</b>	Caterham 7	<b>1:29.412</b>	8	9	<b>2.078</b>	0.056	94.85
8	56		<b>Brett RAY</b>	Caterham 7	<b>1:30.390</b>	4	9	<b>3.056</b>	0.978	93.83
9	42		<b>John BENFIELD</b>	Caterham 7	<b>1:30.791</b>	4	9	<b>3.457</b>	0.401	93.41
10	18		<b>Kim RAYMENT</b>	Caterham 7	<b>1:30.884</b>	6	9	<b>3.550</b>	0.093	93.32
11	23		<b>Bob WILSON</b>	Caterham 7	<b>1:32.323</b>	4	9	<b>4.989</b>	1.439	91.86
12	22		<b>Peter MARSH</b>	Caterham 7	<b>1:32.371</b>	2	9	<b>5.037</b>	0.048	91.82

**Weather / Track : Bright / Dry**  
**These results are provisional until the conclusion of any judicial and technical matters.**

Thruxton  
 Circuit Length = 2.3560 miles  
 Start: 10:57 End: 11:13

Clerk of Course :		Timekeeper :
-------------------	--	--------------

# McMillan Motorsport Caterham Graduate Championship (Mega)

## QUALIFYING - RACE 5 - LAP ANALYSIS

<b>1</b>	<b>Myles PACKMAN</b>		Caterham 7			
1 -	1:27.809	+ 0.857	11:00:18.952	6 -	<b>1:26.952</b>	<b>11:07:51.177</b>
2 -	1:27.816	+ 0.864	11:01:46.768	7 -	1:27.379	+ 0.427
3 -	1:34.108	+ 7.156	11:03:20.876	8 -	1:31.504	+ 4.552
4 -	1:28.352	+ 1.400	11:04:49.228	9 -	1:27.334	+ 0.382
5 -	1:34.997	+ 8.045	11:06:24.225			11:12:17.394
<b>5</b>	<b>Nick FROST</b>		Caterham 7			
1 -	1:31.475	+ 3.965	11:00:19.701	6 -	1:29.832	+ 2.322
2 -	1:28.416	+ 0.906	11:01:48.117	7 -	1:32.190	+ 4.680
3 -	1:30.243	+ 2.733	11:03:18.360	8 -	<b>1:27.510</b>	<b>11:10:48.568</b>
4 -	1:30.674	+ 3.164	11:04:49.034	9 -	1:29.158	+ 1.648
5 -	1:30.002	+ 2.492	11:06:19.036			11:12:17.726
<b>7</b>	<b>Nicholas HARYETT</b>		Caterham 7			
1 -	1:32.770	+ 4.016	11:00:20.670	6 -	1:32.135	+ 3.381
2 -	1:28.996	+ 0.242	11:01:49.666	7 -	<b>1:28.754</b>	<b>11:09:18.939</b>
3 -	1:28.971	+ 0.217	11:03:18.637	8 -	1:28.940	+ 0.186
4 -	1:29.925	+ 1.171	11:04:48.562	9 -	1:30.707	+ 1.953
5 -	1:29.488	+ 0.734	11:06:18.050			11:12:18.586
<b>9</b>	<b>Adrian RUSSELL</b>		Caterham 7			
1 -	1:32.591	+ 3.430	11:00:20.310	6 -	1:30.196	+ 1.035
2 -	1:30.788	+ 1.627	11:01:51.098	7 -	<b>1:29.161</b>	<b>11:09:21.451</b>
3 -	1:30.473	+ 1.312	11:03:21.571	8 -	1:29.412	+ 0.251
4 -	1:30.537	+ 1.376	11:04:52.108	9 -	1:30.558	+ 1.397
5 -	1:29.986	+ 0.825	11:06:22.094			11:12:21.421
<b>18</b>	<b>Kim RAYMENT</b>		Caterham 7			
1 -	1:36.354	+ 5.727	11:00:34.888	6 -	1:30.884	+ 0.257
2 -	1:31.254	+ 0.627	11:02:06.142	7 -	1:31.843	+ 1.216
3 -	<b>1:30.627</b>		<b>11:03:36.769</b>	8 -	1:31.564	+ 0.937
4 -	1:31.524	+ 0.897	11:05:08.293	9 -	1:33.700	+ 3.073
5 -	1:33.028	+ 2.401	11:06:41.321			11:12:49.312
<b>22</b>	<b>Peter MARSH</b>		Caterham 7			
1 -	1:36.454	+ 4.392	11:00:35.925	6 -	1:32.703	+ 0.641
2 -	1:32.371	+ 0.309	11:02:08.296	7 -	1:34.620	+ 2.558
3 -	1:33.343	+ 1.281	11:03:41.639	8 -	1:33.584	+ 1.522
4 -	1:33.075	+ 1.013	11:05:14.714	9 -	<b>1:32.062</b>	<b>11:13:01.099</b>
5 -	1:33.416	+ 1.354	11:06:48.130			
<b>23</b>	<b>Bob WILSON</b>		Caterham 7			
1 -	1:36.296	+ 4.015	11:00:34.932	6 -	1:32.855	+ 0.574
2 -	1:32.915	+ 0.634	11:02:07.847	7 -	1:34.767	+ 2.486
3 -	1:33.518	+ 1.237	11:03:41.365	8 -	1:33.407	+ 1.126
4 -	1:32.323	+ 0.042	11:05:13.688	9 -	<b>1:32.281</b>	<b>11:13:00.860</b>
5 -	1:33.862	+ 1.581	11:06:47.550			
<b>36</b>	<b>Glenn BURTENSHAW</b>		Caterham 7			
1 -	1:33.296	+ 3.960	11:00:20.392	6 -	1:29.558	+ 0.222
2 -	1:29.779	+ 0.443	11:01:50.171	7 -	1:31.726	+ 2.390
3 -	<b>1:29.336</b>		<b>11:03:19.507</b>	8 -	1:30.068	+ 0.732
4 -	1:30.544	+ 1.208	11:04:50.051	9 -	1:29.356	+ 0.020
5 -	1:30.923	+ 1.587	11:06:20.974			11:12:21.682
<b>40</b>	<b>Luke EMBLING</b>		Caterham 7			
1 -	1:31.061	+ 2.999	11:00:19.642	6 -	1:28.405	+ 0.343
2 -	<b>1:28.062</b>		<b>11:01:47.704</b>	7 -	1:29.196	+ 1.134
3 -	1:31.286	+ 3.224	11:03:18.990	8 -	1:28.477	+ 0.415
4 -	1:29.427	+ 1.365	11:04:48.417	9 -	1:29.733	+ 1.671
						11:12:18.156

Weather / Track : Bright / Dry

Thruxton  
Circuit Length = 2.3560 miles  
Start: 10:57 End: 11:13



# McMillan Motorsport Caterham Graduate Championship (Mega)

## QUALIFYING - RACE 5 - LAP ANALYSIS


5 -	1:33.928	+ 5.866	11:06:22.345				
<b>42</b>	<b>John BENFIELD</b>		Caterham 7				
1 -	1:40.928	+ 10.440	11:00:40.012	6 -	1:33.833	+ 3.345	11:08:20.369
2 -	1:32.647	+ 2.159	11:02:12.659	7 -	1:34.679	+ 4.191	11:09:55.048
3 -	<b>1:30.488</b>		<b>11:03:43.147</b>	8 -	1:32.175	+ 1.687	11:11:27.223
4 -	1:30.791	+ 0.303	11:05:13.938	9 -	1:34.052	+ 3.564	11:13:01.275
5 -	1:32.598	+ 2.110	11:06:46.536				
<b>54</b>	<b>Peter FRITH</b>		Caterham 7				
1 -	1:30.790	+ 2.431	11:00:21.048	6 -	1:29.397	+ 1.038	11:07:54.879
2 -	1:33.356	+ 4.997	11:01:54.404	7 -	1:28.461	+ 0.102	11:09:23.340
3 -	1:30.924	+ 2.565	11:03:25.328	8 -	<b>1:28.359</b>		<b>11:10:51.699</b>
4 -	1:30.802	+ 2.443	11:04:56.130	9 -	1:28.765	+ 0.406	11:12:20.464
5 -	1:29.352	+ 0.993	11:06:25.482				
<b>56</b>	<b>Brett RAY</b>		Caterham 7				
1 -	1:45.710	+ 16.391	11:00:38.167	6 -	1:32.550	+ 3.231	11:08:14.199
2 -	1:31.559	+ 2.240	11:02:09.726	7 -	<b>1:29.319</b>		<b>11:09:43.518</b>
3 -	1:30.398	+ 1.079	11:03:40.124	8 -	1:34.558	+ 5.239	11:11:18.076
4 -	1:30.390	+ 1.071	11:05:10.514	9 -	1:32.668	+ 3.349	11:12:50.744
5 -	1:31.135	+ 1.816	11:06:41.649				

Weather / Track : Bright / Dry

Thruxton  
Circuit Length = 2.3560 miles  
Start: 10:57 End: 11:13

# McMillan Motorsport Caterham Graduate Championship (Mega)

## RACE 5 - GRID

ROW 6	1:32.062 22 Peter MARSH	1:32.281 23 Bob WILSON
ROW 5	1:30.488 42 John BENFIELD	1:30.627 18 Kim RAYMENT
ROW 4	1:29.319 56 Brett RAY	1:29.336 36 Glenn BURTENSHAW
ROW 3	1:28.754 7 Nicholas HARYETT	1:29.161 9 Adrian RUSSELL
ROW 2	1:28.062 40 Luke EMBLING	1:28.359 54 Peter FRITH
ROW 1	1:26.952 1 Myles PACKMAN	1:27.510 5 Nick FROST
<b>Pole</b>		
		


Thruxton  
Circuit Length = 2.3560 miles

**These results are provisional until the conclusion of any judicial and technical matters.**

Clerk of Course :		Timekeeper :
-------------------	--	--------------

# McMillan Motorsport Caterham Graduate Championship (Mega)

## RACE 14 - GRID

ROW 6	1:32.323 23   Bob WILSON	1:32.371 22   Peter MARSH
ROW 5	1:30.791 42   John BENFIELD	1:30.884 18   Kim RAYMENT
ROW 4	1:29.412 9   Adrian RUSSELL	1:30.390 56   Brett RAY
ROW 3	1:28.940 7   Nicholas HARYETT	1:29.356 36   Glenn BURTENSHAW
ROW 2	1:28.416 5   Nick FROST	1:28.461 54   Peter FRITH
ROW 1	1:27.334 1   Myles PACKMAN	1:28.405 40   Luke EMBLING
<b>Pole</b>		
		

Thruxton  
Circuit Length = 2.3560 miles

**These results are provisional until the conclusion of any judicial and technical matters.**

Clerk of Course :		Timekeeper :
-------------------	--	--------------

# McMillan Motorsport Caterham Graduate Championship (Mega)

## RACE 5 - CLASSIFICATION

POS	NO	CL	NAME	ENTRY	LAPS	TIME	GAP	DIFF	MPH	BEST	ON
1	7		Nicholas HARYETT	Caterham 7	15	22:19.603			94.97	1:27.781	8
2	1		Myles PACKMAN	Caterham 7	15	22:20.525	<b>0.922</b>	0.922	94.90	1:27.982	8
3	56		Brett RAY	Caterham 7	15	22:41.267	<b>21.664</b>	20.742	93.45	1:29.293	13
4	40		Luke EMBLING	Caterham 7	15	22:41.500	<b>21.897</b>	0.233	93.44	1:28.619	4
5	9		Adrian RUSSELL	Caterham 7	15	22:41.580	<b>21.977</b>	0.080	93.43	1:29.535	4
6	54		Peter FRITH	Caterham 7	15	22:41.608	<b>22.005</b>	0.028	93.43	1:29.273	9
7	36		Glenn BURTENSHAW	Caterham 7	15	22:42.040	<b>22.437</b>	0.432	93.40	1:29.316	4
8	18		Kim RAYMENT	Caterham 7	15	23:11.293	<b>51.690</b>	29.253	91.44	1:31.200	10
9	23		Bob WILSON	Caterham 7	15	23:39.413	<b>1:19.810</b>	28.120	89.63	1:31.664	3
10	22		Peter MARSH	Caterham 7	15	23:39.636	<b>1:20.033</b>	0.223	89.61	1:32.030	3
11	42		John BENFIELD	Caterham 7	15	24:02.747	<b>1:43.144</b>	23.111	88.18	1:31.615	7
NOT CLASSIFIED											
DNF	5		Nick FROST	Caterham 7	14	20:50.013	<b>1 lap</b>	1 lap	94.99	1:27.712	7
FASTEST LAP											
	5		Nick FROST	Caterham 7	7	1:27.712			96.69 mph	155.62 kph	

Car 42 - Transponder stopped working

Weather / Track : Bright / Dry

These results are provisional until the conclusion of any judicial and technical matters.

Thruxton

Circuit Length = 2.3560 miles

Start: 15:55 End: 16:20

Clerk of Course :		Timekeeper :
-------------------	--	--------------

# McMillan Motorsport Caterham Graduate Championship (Mega)

## RACE 5 - LAP CHART

Lap 1			Lap 2			Lap 3			Lap 4			Lap 5		
No	Behind	Laptime	No	Behind	Laptime	No	Behind	Laptime	No	Behind	Laptime	No	Behind	Laptime
1		1:34.187	1		1:28.597	1		1:29.186	1		1:28.568	1		1:28.632
7	0.384	1:34.571	5	0.323	1:28.496	5	0.377	1:29.240	5	0.246	1:28.437	7	0.476	1:28.538
5	0.424	1:34.611	7	0.577	1:28.790	7	0.786	1:29.395	7	0.570	1:28.352	5	0.617	1:29.003
40	0.908	1:35.095	54	2.103	1:29.423	54	2.428	1:29.511	54	3.644	1:29.784	54	5.116	1:30.104
54	1.277	1:35.464	9	2.590	1:29.715	56	2.847	1:29.353	56	3.722	1:29.443	56	5.442	1:30.352
9	1.472	1:35.659	56	2.680	1:29.422	9	4.121	1:30.717	40	4.420	1:28.619	40	5.798	1:30.010
56	1.855	1:36.042	40	2.690	1:30.379	40	4.369	1:30.865	9	5.088	1:29.535	9	6.009	1:29.553
36	2.169	1:36.356	36	3.217	1:29.645	36	4.553	1:30.522	36	5.301	1:29.316	36	6.560	1:29.891
18	3.963	1:38.150	42	9.760	1:32.127	18	12.372	1:31.487	18	16.449	1:32.645	18	19.844	1:32.027
22	5.314	1:39.501	18	10.071	1:34.705	42	12.788	1:32.214	42	17.001	1:32.781	42	20.107	1:31.738
42	6.230	1:40.417	22	10.954	1:34.237	22	13.798	1:32.030	22	17.923	1:32.693	22	21.347	1:32.056
23	6.643	1:40.830	23	12.124	1:34.078	23	14.602	1:31.664	23	18.811	1:32.777	23	22.212	1:32.033

Weather / Track : Bright / Dry

Thruxton  
Circuit Length = 2.3560 miles  
Start: 15:55 End: 16:20

# McMillan Motorsport Caterham Graduate Championship (Mega)

## RACE 5 - LAP CHART

Lap 6			Lap 7			Lap 8			Lap 9			Lap 10		
No	Behind	Laptime	No	Behind	Laptime	No	Behind	Laptime	No	Behind	Laptime	No	Behind	Laptime
1		1:28.500	1		1:28.422	1		1:27.982	1		1:30.861	1		1:28.574
7	0.437	1:28.461	5	0.149	1:27.712	5	0.085	1:27.918	7	0.232	1:30.434	5	0.495	1:28.513
5	0.859	1:28.742	7	0.860	1:28.845	7	0.659	1:27.781	5	0.556	1:31.332	7	1.132	1:29.474
54	6.967	1:30.351	56	9.026	1:30.161	56	10.720	1:29.676	54	10.116	1:29.273	54	12.578	1:31.036
56	7.287	1:30.345	54	9.203	1:30.658	40	11.557	1:30.103	56	10.264	1:30.405	56	12.815	1:31.125
40	7.319	1:30.021	40	9.436	1:30.539	54	11.704	1:30.483	36	10.772	1:29.683	40	12.975	1:30.597
9	7.903	1:30.394	36	9.737	1:30.183	36	11.950	1:30.195	40	10.952	1:30.256	9	13.255	1:30.173
36	7.976	1:29.916	9	10.218	1:30.737	9	12.549	1:30.313	9	11.656	1:29.968	36	13.404	1:31.206
18	23.282	1:31.938	18	26.800	1:31.940	18	30.643	1:31.825	42	32.263	1:31.828	18	35.828	1:31.200
42	24.272	1:32.665	42	27.465	1:31.615	42	31.296	1:31.813	18	33.202	1:33.420	42	37.167	1:33.478
23	25.800	1:32.088	22	32.506	1:34.689	23	37.736	1:32.505	23	42.677	1:35.802	23	49.872	1:35.769
22	26.239	1:33.392	23	33.213	1:35.835	22	38.206	1:33.682	22	43.108	1:35.763	22	50.058	1:35.524

Weather / Track : Bright / Dry

Thruxton  
 Circuit Length = 2.3560 miles  
 Start: 15:55 End: 16:20

# McMillan Motorsport Caterham Graduate Championship (Mega)

## RACE 5 - LAP CHART

Lap 11			Lap 12			Lap 13			Lap 14			Lap 15		
No	Behind	Laptime	No	Behind	Laptime	No	Behind	Laptime	No	Behind	Laptime	No	Behind	Laptime
5		1:28.055	1		1:29.978	1		1:28.797	5		1:28.405	7		1:28.941
1	0.451	1:29.001	5	0.231	1:30.660	5	0.323	1:28.889	1	0.197	1:28.925	1	0.922	1:30.315
7	0.796	1:28.214	7	0.664	1:30.297	7	0.634	1:28.767	7	0.649	1:28.743	56	21.664	1:31.641
9	15.469	1:30.764	54	16.564	1:31.262	56	18.012	1:29.293	56	19.613	1:30.329	40	21.897	1:31.222
56	15.571	1:31.306	9	16.722	1:31.682	9	18.094	1:30.169	40	20.265	1:30.828	9	21.977	1:31.003
54	15.731	1:31.703	40	17.272	1:31.661	40	18.165	1:29.690	9	20.564	1:31.198	54	22.005	1:30.758
40	16.040	1:31.615	56	17.516	1:32.374	54	18.638	1:30.871	54	20.837	1:30.927	36	22.437	1:31.021
36	16.484	1:31.630	36	17.671	1:31.616	36	18.958	1:30.084	36	21.006	1:30.776	18	51.690	1:34.439
18	39.156	1:31.878	18	40.778	1:32.051	18	43.823	1:31.842	18	46.841	1:31.746	23	1:19.810	1:36.523
42	40.730	1:32.113	42	45.021	1:34.720	42	52.924	1:36.700	23	1:12.877	1:35.881	22	1:20.033	1:36.554
23	57.082	1:35.760	22	1:00.913	1:34.149	23	1:05.724	1:33.208	22	1:13.069	1:35.850	42	1:43.144	1:56.742
22	57.193	1:35.685	23	1:01.313	1:34.660	22	1:05.947	1:33.831	42	1:15.992	1:51.796			

Weather / Track : Bright / Dry

Thruxton  
Circuit Length = 2.3560 miles  
Start: 15:55 End: 16:20

# McMillan Motorsport Caterham Graduate Championship (Mega)

## RACE 5 - LAP ANALYSIS

<b>1</b>	<b>Myles PACKMAN</b>						Caterham 7					
1 -	1:34.187		+ 6.205	15:57:25.519	<b>9 -</b>	1:30.861		+ 2.879	16:09:16.267			
2 -	1:28.597		+ 0.615	15:58:54.116	<b>10 -</b>	1:28.574		+ 0.592	16:10:44.841			
3 -	1:29.186		+ 1.204	16:00:23.302	<b>11 -</b>	1:29.001		+ 1.019	16:12:13.842			
4 -	1:28.568		+ 0.586	16:01:51.870	<b>12 -</b>	1:29.978		+ 1.996	16:13:43.820			
5 -	1:28.632		+ 0.650	16:03:20.502	<b>13 -</b>	1:28.797		+ 0.815	16:15:12.617			
6 -	1:28.500		+ 0.518	16:04:49.002	<b>14 -</b>	1:28.925		+ 0.943	16:16:41.542			
7 -	1:28.422		+ 0.440	16:06:17.424	<b>15 -</b>	1:30.315		+ 2.333	16:18:11.857			
8 -	<b>1:27.982</b>			<b>16:07:45.406</b>								
<b>5</b>	<b>Nick FROST</b>						Caterham 7					
1 -	1:34.611		+ 6.899	15:57:25.943	<b>8 -</b>	1:27.918		+ 0.206	16:07:45.491			
2 -	1:28.496		+ 0.784	15:58:54.439	<b>9 -</b>	1:31.332		+ 3.620	16:09:16.823			
3 -	1:29.240		+ 1.528	16:00:23.679	<b>10 -</b>	1:28.513		+ 0.801	16:10:45.336			
4 -	1:28.437		+ 0.725	16:01:52.116	<b>11 -</b>	1:28.055		+ 0.343	16:12:13.391			
5 -	1:29.003		+ 1.291	16:03:21.119	<b>12 -</b>	1:30.660		+ 2.948	16:13:44.051			
6 -	1:28.742		+ 1.030	16:04:49.861	<b>13 -</b>	1:28.889		+ 1.177	16:15:12.940			
7 -	<b>1:27.712</b>			<b>16:06:17.573</b>	<b>14 -</b>	1:28.405		+ 0.693	16:16:41.345			
<b>7</b>	<b>Nicholas HARYETT</b>						Caterham 7					
1 -	1:34.571		+ 6.790	15:57:25.903	<b>9 -</b>	1:30.434		+ 2.653	16:09:16.499			
2 -	1:28.790		+ 1.009	15:58:54.693	<b>10 -</b>	1:29.474		+ 1.693	16:10:45.973			
3 -	1:29.395		+ 1.614	16:00:24.088	<b>11 -</b>	1:28.214		+ 0.433	16:12:14.187			
4 -	1:28.352		+ 0.571	16:01:52.440	<b>12 -</b>	1:30.297		+ 2.516	16:13:44.484			
5 -	1:28.538		+ 0.757	16:03:20.978	<b>13 -</b>	1:28.767		+ 0.986	16:15:13.251			
6 -	1:28.461		+ 0.680	16:04:49.439	<b>14 -</b>	1:28.743		+ 0.962	16:16:41.994			
7 -	1:28.845		+ 1.064	16:06:18.284	<b>15 -</b>	1:28.941		+ 1.160	16:18:10.935			
8 -	<b>1:27.781</b>			<b>16:07:46.065</b>								
<b>9</b>	<b>Adrian RUSSELL</b>						Caterham 7					
1 -	1:35.659		+ 6.124	15:57:26.991	<b>9 -</b>	1:29.968		+ 0.433	16:09:27.923			
2 -	1:29.715		+ 0.180	15:58:56.706	<b>10 -</b>	1:30.173		+ 0.638	16:10:58.096			
3 -	1:30.717		+ 1.182	16:00:27.423	<b>11 -</b>	1:30.764		+ 1.229	16:12:28.860			
4 -	<b>1:29.535</b>			<b>16:01:56.958</b>	<b>12 -</b>	1:31.682		+ 2.147	16:14:00.542			
5 -	1:29.553		+ 0.018	16:03:26.511	<b>13 -</b>	1:30.169		+ 0.634	16:15:30.711			
6 -	1:30.394		+ 0.859	16:04:56.905	<b>14 -</b>	1:31.198		+ 1.663	16:17:01.909			
7 -	1:30.737		+ 1.202	16:06:27.642	<b>15 -</b>	1:31.003		+ 1.468	16:18:32.912			
8 -	1:30.313		+ 0.778	16:07:57.955								
<b>18</b>	<b>Kim RAYMENT</b>						Caterham 7					
1 -	1:38.150		+ 6.950	15:57:29.482	<b>9 -</b>	1:33.420		+ 2.220	16:09:49.469			
2 -	1:34.705		+ 3.505	15:59:04.187	<b>10 -</b>	<b>1:31.200</b>			<b>16:11:20.669</b>			
3 -	1:31.487		+ 0.287	16:00:35.674	<b>11 -</b>	1:31.878		+ 0.678	16:12:52.547			
4 -	1:32.645		+ 1.445	16:02:08.319	<b>12 -</b>	1:32.051		+ 0.851	16:14:24.598			
5 -	1:32.027		+ 0.827	16:03:40.346	<b>13 -</b>	1:31.842		+ 0.642	16:15:56.440			
6 -	1:31.938		+ 0.738	16:05:12.284	<b>14 -</b>	1:31.746		+ 0.546	16:17:28.186			
7 -	1:31.940		+ 0.740	16:06:44.224	<b>15 -</b>	1:34.439		+ 3.239	16:19:02.625			
8 -	1:31.825		+ 0.625	16:08:16.049								
<b>22</b>	<b>Peter MARSH</b>						Caterham 7					
1 -	1:39.501		+ 7.471	15:57:30.833	<b>9 -</b>	1:35.763		+ 3.733	16:09:59.375			
2 -	1:34.237		+ 2.207	15:59:05.070	<b>10 -</b>	1:35.524		+ 3.494	16:11:34.899			
3 -	<b>1:32.030</b>			<b>16:00:37.100</b>	<b>11 -</b>	1:35.685		+ 3.655	16:13:10.584			
4 -	1:32.693		+ 0.663	16:02:09.793	<b>12 -</b>	1:34.149		+ 2.119	16:14:44.733			
5 -	1:32.056		+ 0.026	16:03:41.849	<b>13 -</b>	1:33.831		+ 1.801	16:16:18.564			
6 -	1:33.392		+ 1.362	16:05:15.241	<b>14 -</b>	1:35.850		+ 3.820	16:17:54.414			
7 -	1:34.689		+ 2.659	16:06:49.930	<b>15 -</b>	1:36.554		+ 4.524	16:19:30.968			
8 -	1:33.682		+ 1.652	16:08:23.612								
<b>23</b>	<b>Bob WILSON</b>						Caterham 7					
1 -	1:40.830		+ 9.166	15:57:32.162	<b>9 -</b>	1:35.802		+ 4.138	16:09:58.944			
2 -	1:34.078		+ 2.414	15:59:06.240	<b>10 -</b>	1:35.769		+ 4.105	16:11:34.713			

Weather / Track : Bright / Dry

Thruxton  
Circuit Length = 2.3560 miles  
Start: 15:55 End: 16:20



# McMillan Motorsport Caterham Graduate Championship (Mega)

## RACE 5 - LAP ANALYSIS

3 -	1:31.664		16:00:37.904	11 -	1:35.760	+ 4.096	16:13:10.473
4 -	1:32.777	+ 1.113	16:02:10.681	12 -	1:34.660	+ 2.996	16:14:45.133
5 -	1:32.033	+ 0.369	16:03:42.714	13 -	1:33.208	+ 1.544	16:16:18.341
6 -	1:32.088	+ 0.424	16:05:14.802	14 -	1:35.881	+ 4.217	16:17:54.222
7 -	1:35.835	+ 4.171	16:06:50.637	15 -	1:36.523	+ 4.859	16:19:30.745
8 -	1:32.505	+ 0.841	16:08:23.142				
<b>36</b>	<b>Glenn BURTENSHAW</b> Caterham 7						
1 -	1:36.356	+ 7.040	15:57:27.688	9 -	1:29.683	+ 0.367	16:09:27.039
2 -	1:29.645	+ 0.329	15:58:57.333	10 -	1:31.206	+ 1.890	16:10:58.245
3 -	1:30.522	+ 1.206	16:00:27.855	11 -	1:31.630	+ 2.314	16:12:29.875
4 -	1:29.316		16:01:57.171	12 -	1:31.616	+ 2.300	16:14:01.491
5 -	1:29.891	+ 0.575	16:03:27.062	13 -	1:30.084	+ 0.768	16:15:31.575
6 -	1:29.916	+ 0.600	16:04:56.978	14 -	1:30.776	+ 1.460	16:17:02.351
7 -	1:30.183	+ 0.867	16:06:27.161	15 -	1:31.021	+ 1.705	16:18:33.372
8 -	1:30.195	+ 0.879	16:07:57.356				
<b>40</b>	<b>Luke EMBLING</b> Caterham 7						
1 -	1:35.095	+ 6.476	15:57:26.427	9 -	1:30.256	+ 1.637	16:09:27.219
2 -	1:30.379	+ 1.760	15:58:56.806	10 -	1:30.597	+ 1.978	16:10:57.816
3 -	1:30.865	+ 2.246	16:00:27.671	11 -	1:31.615	+ 2.996	16:12:29.431
4 -	1:28.619		16:01:56.290	12 -	1:31.661	+ 3.042	16:14:01.092
5 -	1:30.010	+ 1.391	16:03:26.300	13 -	1:29.690	+ 1.071	16:15:30.782
6 -	1:30.021	+ 1.402	16:04:56.321	14 -	1:30.828	+ 2.209	16:17:01.610
7 -	1:30.539	+ 1.920	16:06:26.860	15 -	1:31.222	+ 2.603	16:18:32.832
8 -	1:30.103	+ 1.484	16:07:56.963				
<b>42</b>	<b>John BENFIELD</b> Caterham 7						
1 -	1:40.417	+ 8.802	15:57:31.749	9 -	1:31.828	+ 0.213	16:09:48.530
2 -	1:32.127	+ 0.512	15:59:03.876	10 -	1:33.478	+ 1.863	16:11:22.008
3 -	1:32.214	+ 0.599	16:00:36.090	11 -	1:32.113	+ 0.498	16:12:54.121
4 -	1:32.781	+ 1.166	16:02:08.871	12 -	1:34.720	+ 3.105	16:14:28.841
5 -	1:31.738	+ 0.123	16:03:40.609	13 -	1:36.700	+ 5.085	16:16:05.541
6 -	1:32.665	+ 1.050	16:05:13.274	14 -	1:51.796	+ 20.181	16:17:57.337
7 -	1:31.615		16:06:44.889	15 -	1:56.742	+ 25.127	16:19:54.079
8 -	1:31.813	+ 0.198	16:08:16.702				
<b>54</b>	<b>Peter FRITH</b> Caterham 7						
1 -	1:35.464	+ 6.191	15:57:26.796	9 -	1:29.273		16:09:26.383
2 -	1:29.423	+ 0.150	15:58:56.219	10 -	1:31.036	+ 1.763	16:10:57.419
3 -	1:29.511	+ 0.238	16:00:25.730	11 -	1:31.703	+ 2.430	16:12:29.122
4 -	1:29.784	+ 0.511	16:01:55.514	12 -	1:31.262	+ 1.989	16:14:00.384
5 -	1:30.104	+ 0.831	16:03:25.618	13 -	1:30.871	+ 1.598	16:15:31.255
6 -	1:30.351	+ 1.078	16:04:55.969	14 -	1:30.927	+ 1.654	16:17:02.182
7 -	1:30.658	+ 1.385	16:06:26.627	15 -	1:30.758	+ 1.485	16:18:32.940
8 -	1:30.483	+ 1.210	16:07:57.110				
<b>56</b>	<b>Brett RAY</b> Caterham 7						
1 -	1:36.042	+ 6.749	15:57:27.374	9 -	1:30.405	+ 1.112	16:09:26.531
2 -	1:29.422	+ 0.129	15:58:56.796	10 -	1:31.125	+ 1.832	16:10:57.656
3 -	1:29.353	+ 0.060	16:00:26.149	11 -	1:31.306	+ 2.013	16:12:28.962
4 -	1:29.443	+ 0.150	16:01:55.592	12 -	1:32.374	+ 3.081	16:14:01.336
5 -	1:30.352	+ 1.059	16:03:25.944	13 -	1:29.293		16:15:30.629
6 -	1:30.345	+ 1.052	16:04:56.289	14 -	1:30.329	+ 1.036	16:17:00.958
7 -	1:30.161	+ 0.868	16:06:26.450	15 -	1:31.641	+ 2.348	16:18:32.599
8 -	1:29.676	+ 0.383	16:07:56.126				

Weather / Track : Bright / Dry

Thrupton  
Circuit Length = 2.3560 miles  
Start: 15:55 End: 16:20

# McMillan Motorsport Caterham Graduate Championship (Mega)

## RACE 14 - CLASSIFICATION

POS	NO	CL	NAME	ENTRY	LAPS	TIME	GAP	DIFF	MPH	BEST	ON
1	1		<b>Myles PACKMAN</b>	Caterham 7	14	21:41.623			91.22	1:27.915	12
2	7		<b>Nicholas HARYETT</b>	Caterham 7	14	21:46.544	<b>4.921</b>	4.921	90.88	1:27.778	11
3	56		<b>Brett RAY</b>	Caterham 7	14	21:46.883	<b>5.260</b>	0.339	90.85	1:28.057	10
4	40		<b>Luke EMBLING</b>	Caterham 7	14	21:47.025	<b>5.402</b>	0.142	90.84	1:28.464	12
5	9		<b>Adrian RUSSELL</b>	Caterham 7	14	21:57.994	<b>16.371</b>	10.969	90.09	1:30.006	9
6	36		<b>Glenn BURTENSHAW</b>	Caterham 7	14	22:08.209	<b>26.586</b>	10.215	89.40	1:30.179	9
7	18		<b>Kim RAYMENT</b>	Caterham 7	14	22:09.975	<b>28.352</b>	1.766	89.28	1:30.305	14
8	22		<b>Peter MARSH</b>	Caterham 7	14	23:14.860	<b>1:33.237</b>	1:04.885	85.12	1:34.771	13
NOT CLASSIFIED											
<i>DNF</i>	23		<b>Bob WILSON</b>	Caterham 7	8	13:40.926	<b>6 laps</b>	6 laps	82.65	1:38.529	2
FASTEST LAP											
	7		<b>Nicholas HARYETT</b>	Caterham 7	11	1:27.778		96.62 mph		155.50 kph	

**Weather / Track : Changeable**  
**These results are provisional until the conclusion of any judicial and technical matters.**

Thruxton  
 Circuit Length = 2.3560 miles  
 Start: 14:30 End: 14:53

Clerk of Course :		Timekeeper :
-------------------	--	--------------

# McMillan Motorsport Caterham Graduate Championship (Mega)

## RACE 14 - LAP CHART

Lap 1			Lap 2			Lap 3			Lap 4			Lap 5		
No	Behind	Laptime	No	Behind	Laptime	No	Behind	Laptime	No	Behind	Laptime	No	Behind	Laptime
7		1:36.705	7		1:36.534	1		1:38.204	1		1:38.451	40		1:37.966
1	0.468	1:37.173	40	0.103	1:35.949	7	0.329	1:39.234	7	0.425	1:38.547	7	0.575	1:38.672
40	0.688	1:37.393	1	0.701	1:36.767	40	0.583	1:39.385	40	0.556	1:38.424	1	0.871	1:39.393
56	1.086	1:37.791	36	1.936	1:37.233	36	0.679	1:37.648	36	0.785	1:38.557	36	1.396	1:39.133
36	1.237	1:37.942	56	2.283	1:37.731	9	1.534	1:37.943	18	1.329	1:37.987	9	1.708	1:38.095
18	2.055	1:38.760	9	2.496	1:36.286	18	1.793	1:38.021	9	2.135	1:39.052	18	2.330	1:39.523
9	2.744	1:39.449	18	2.677	1:37.156	56	2.078	1:38.700	56	2.443	1:38.816	56	2.391	1:38.470
22	4.505	1:41.210	23	7.128	1:38.529	22	12.132	1:43.580	23	17.655	1:43.281	22	24.956	1:45.543
23	5.133	1:41.838	22	7.457	1:39.486	23	12.825	1:44.602	22	17.935	1:44.254	23	25.628	1:46.495

Weather / Track : Changeable

Thruxton  
 Circuit Length = 2.3560 miles  
 Start: 14:30 End: 14:53

# McMillan Motorsport Caterham Graduate Championship (Mega)

## RACE 14 - LAP CHART

Lap 6			Lap 7			Lap 8			Lap 9			Lap 10		
No	Behind	Laptime	No	Behind	Laptime	No	Behind	Laptime	No	Behind	Laptime	No	Behind	Laptime
7		1:36.302	1		1:32.227	1		1:30.843	7		1:28.679	1		1:28.624
40	0.225	1:37.102	9	0.369	1:32.547	40	0.285	1:30.357	1	0.427	1:29.524	56	0.340	1:28.057
1	1.218	1:37.224	7	0.416	1:33.861	7	0.418	1:30.845	40	0.715	1:29.527	40	0.565	1:28.901
9	1.267	1:36.436	40	0.771	1:33.991	9	1.233	1:31.707	56	1.334	1:28.858	7	0.796	1:29.847
36	1.732	1:37.213	36	1.475	1:33.188	56	1.573	1:30.935	9	2.142	1:30.006	9	4.994	1:31.903
56	2.321	1:36.807	56	1.481	1:32.605	36	1.817	1:31.185	36	2.899	1:30.179	36	12.190	1:38.342
18	3.424	1:37.971	18	4.295	1:34.316	18	7.469	1:34.017	18	11.639	1:33.267	18	18.268	1:35.680
23	29.505	1:40.754	22	36.724	1:40.211	22	43.573	1:37.692	22	51.242	1:36.766	22	58.011	1:35.820
22	29.958	1:41.879	23	37.151	1:41.091	23	50.644	1:44.336						

Weather / Track : Changeable

Thruxton  
Circuit Length = 2.3560 miles  
Start: 14:30 End: 14:53

# McMillan Motorsport Caterham Graduate Championship (Mega)

## RACE 14 - LAP CHART

Lap 11			Lap 12			Lap 13			Lap 14		
No	Behind	Laptime	No	Behind	Laptime	No	Behind	Laptime	No	Behind	Laptime
7		1:27.778	1		1:27.915	1		1:27.920	1		1:28.255
56	0.245	1:28.479	56	0.572	1:28.771	40	1.707	1:28.817	7	4.921	1:31.179
1	0.529	1:29.103	40	0.810	1:28.464	7	1.997	1:29.027	56	5.260	1:31.347
40	0.790	1:28.799	7	0.890	1:29.334	56	2.168	1:29.516	40	5.402	1:31.950
9	7.079	1:30.659	9	9.734	1:31.099	9	13.627	1:31.813	9	16.371	1:30.999
36	15.805	1:32.189	36	18.627	1:31.266	36	22.956	1:32.249	36	26.586	1:31.885
18	20.345	1:30.651	18	23.647	1:31.746	18	26.302	1:30.575	18	28.352	1:30.305
22	1:05.307	1:35.870	22	1:13.014	1:36.151	22	1:19.865	1:34.771	22	1:33.237	1:41.627

Weather / Track : Changeable

Thruxton  
Circuit Length = 2.3560 miles  
Start: 14:30 End: 14:53

# McMillan Motorsport Caterham Graduate Championship (Mega)

## RACE 14 - LAP ANALYSIS

<b>1</b>	<b>Myles PACKMAN</b>						Caterham 7		
1 -	1:37.173	+ 9.258	14:31:56.383	8 -	1:30.843	+ 2.928	14:43:09.492		
2 -	1:36.767	+ 8.852	14:33:33.150	9 -	1:29.524	+ 1.609	14:44:39.016		
3 -	1:38.204	+ 10.289	14:35:11.354	10 -	1:28.624	+ 0.709	14:46:07.640		
4 -	1:38.451	+ 10.536	14:36:49.805	11 -	1:29.103	+ 1.188	14:47:36.743		
5 -	1:39.393	+ 11.478	14:38:29.198	12 -	<b>1:27.915</b>		<b>14:49:04.658</b>		
6 -	1:37.224	+ 9.309	14:40:06.422	13 -	1:27.920	+ 0.005	14:50:32.578		
7 -	1:32.227	+ 4.312	14:41:38.649	14 -	1:28.255	+ 0.340	14:52:00.833		
<b>7</b>	<b>Nicholas HARYETT</b>						Caterham 7		
1 -	1:36.705	+ 8.927	14:31:55.915	8 -	1:30.845	+ 3.067	14:43:09.910		
2 -	1:36.534	+ 8.756	14:33:32.449	9 -	1:28.679	+ 0.901	14:44:38.589		
3 -	1:39.234	+ 11.456	14:35:11.683	10 -	1:29.847	+ 2.069	14:46:08.436		
4 -	1:38.547	+ 10.769	14:36:50.230	11 -	<b>1:27.778</b>		<b>14:47:36.214</b>		
5 -	1:38.672	+ 10.894	14:38:28.902	12 -	1:29.334	+ 1.556	14:49:05.548		
6 -	1:36.302	+ 8.524	14:40:05.204	13 -	1:29.027	+ 1.249	14:50:34.575		
7 -	1:33.861	+ 6.083	14:41:39.065	14 -	1:31.179	+ 3.401	14:52:05.754		
<b>9</b>	<b>Adrian RUSSELL</b>						Caterham 7		
1 -	1:39.449	+ 9.443	14:31:58.659	8 -	1:31.707	+ 1.701	14:43:10.725		
2 -	1:36.286	+ 6.280	14:33:34.945	9 -	<b>1:30.006</b>		<b>14:44:40.731</b>		
3 -	1:37.943	+ 7.937	14:35:12.888	10 -	1:31.903	+ 1.897	14:46:12.634		
4 -	1:39.052	+ 9.046	14:36:51.940	11 -	1:30.659	+ 0.653	14:47:43.293		
5 -	1:38.095	+ 8.089	14:38:30.035	12 -	1:31.099	+ 1.093	14:49:14.392		
6 -	1:36.436	+ 6.430	14:40:06.471	13 -	1:31.813	+ 1.807	14:50:46.205		
7 -	1:32.547	+ 2.541	14:41:39.018	14 -	1:30.999	+ 0.993	14:52:17.204		
<b>18</b>	<b>Kim RAYMENT</b>						Caterham 7		
1 -	1:38.760	+ 8.455	14:31:57.970	8 -	1:34.017	+ 3.712	14:43:16.961		
2 -	1:37.156	+ 6.851	14:33:35.126	9 -	1:33.267	+ 2.962	14:44:50.228		
3 -	1:38.021	+ 7.716	14:35:13.147	10 -	1:35.680	+ 5.375	14:46:25.908		
4 -	1:37.987	+ 7.682	14:36:51.134	11 -	1:30.651	+ 0.346	14:47:56.559		
5 -	1:39.523	+ 9.218	14:38:30.657	12 -	1:31.746	+ 1.441	14:49:28.305		
6 -	1:37.971	+ 7.666	14:40:08.628	13 -	1:30.575	+ 0.270	14:50:58.880		
7 -	1:34.316	+ 4.011	14:41:42.944	14 -	<b>1:30.305</b>		<b>14:52:29.185</b>		
<b>22</b>	<b>Peter MARSH</b>						Caterham 7		
1 -	1:41.210	+ 6.439	14:32:00.420	8 -	1:37.692	+ 2.921	14:43:53.065		
2 -	1:39.486	+ 4.715	14:33:39.906	9 -	1:36.766	+ 1.995	14:45:29.831		
3 -	1:43.580	+ 8.809	14:35:23.486	10 -	1:35.820	+ 1.049	14:47:05.651		
4 -	1:44.254	+ 9.483	14:37:07.740	11 -	1:35.870	+ 1.099	14:48:41.521		
5 -	1:45.543	+ 10.772	14:38:53.283	12 -	1:36.151	+ 1.380	14:50:17.672		
6 -	1:41.879	+ 7.108	14:40:35.162	13 -	<b>1:34.771</b>		<b>14:51:52.443</b>		
7 -	1:40.211	+ 5.440	14:42:15.373	14 -	1:41.627	+ 6.856	14:53:34.070		
<b>23</b>	<b>Bob WILSON</b>						Caterham 7		
1 -	1:41.838	+ 3.309	14:32:01.048	5 -	1:46.495	+ 7.966	14:38:53.955		
2 -	<b>1:38.529</b>		<b>14:33:39.577</b>	6 -	1:40.754	+ 2.225	14:40:34.709		
3 -	1:44.602	+ 6.073	14:35:24.179	7 -	1:41.091	+ 2.562	14:42:15.800		
4 -	1:43.281	+ 4.752	14:37:07.460	8 -	1:44.336	+ 5.807	14:44:00.136		
<b>36</b>	<b>Glenn BURTEISHAW</b>						Caterham 7		
1 -	1:37.942	+ 7.763	14:31:57.152	8 -	1:31.185	+ 1.006	14:43:11.309		
2 -	1:37.233	+ 7.054	14:33:34.385	9 -	<b>1:30.179</b>		<b>14:44:41.488</b>		
3 -	1:37.648	+ 7.469	14:35:12.033	10 -	1:38.342	+ 8.163	14:46:19.830		
4 -	1:38.557	+ 8.378	14:36:50.590	11 -	1:32.189	+ 2.010	14:47:52.019		
5 -	1:39.133	+ 8.954	14:38:29.723	12 -	1:31.266	+ 1.087	14:49:23.285		
6 -	1:37.213	+ 7.034	14:40:06.936	13 -	1:32.249	+ 2.070	14:50:55.534		
7 -	1:33.188	+ 3.009	14:41:40.124	14 -	1:31.885	+ 1.706	14:52:27.419		
<b>40</b>	<b>Luke EMBLING</b>						Caterham 7		
1 -	1:37.393	+ 8.929	14:31:56.603	8 -	1:30.357	+ 1.893	14:43:09.777		

Weather / Track : Changeable

Thruxton  
Circuit Length = 2.3560 miles  
Start: 14:30 End: 14:53

# McMillan Motorsport Caterham Graduate Championship (Mega)

## RACE 14 - LAP ANALYSIS

2 -	1:35.949	+ 7.485	14:33:32.552	9 -	1:29.527	+ 1.063	14:44:39.304
3 -	1:39.385	+ 10.921	14:35:11.937	10 -	1:28.901	+ 0.437	14:46:08.205
4 -	1:38.424	+ 9.960	14:36:50.361	11 -	1:28.799	+ 0.335	14:47:37.004
5 -	1:37.966	+ 9.502	14:38:28.327	12 -	<b>1:28.464</b>		<b>14:49:05.468</b>
6 -	1:37.102	+ 8.638	14:40:05.429	13 -	1:28.817	+ 0.353	14:50:34.285
7 -	1:33.991	+ 5.527	14:41:39.420	14 -	1:31.950	+ 3.486	14:52:06.235
<b>56</b>	<b>Brett RAY</b>			Caterham 7			
1 -	1:37.791	+ 9.734	14:31:57.001	8 -	1:30.935	+ 2.878	14:43:11.065
2 -	1:37.731	+ 9.674	14:33:34.732	9 -	1:28.858	+ 0.801	14:44:39.923
3 -	1:38.700	+ 10.643	14:35:13.432	10 -	<b>1:28.057</b>		<b>14:46:07.980</b>
4 -	1:38.816	+ 10.759	14:36:52.248	11 -	1:28.479	+ 0.422	14:47:36.459
5 -	1:38.470	+ 10.413	14:38:30.718	12 -	1:28.771	+ 0.714	14:49:05.230
6 -	1:36.807	+ 8.750	14:40:07.525	13 -	1:29.516	+ 1.459	14:50:34.746
7 -	1:32.605	+ 4.548	14:41:40.130	14 -	1:31.347	+ 3.290	14:52:06.093

Weather / Track : Changeable

Thruxton  
 Circuit Length = 2.3560 miles  
 Start: 14:30 End: 14:53