


RACING FESTIVAL  
CATERHAM GRADUATES  
RACE 1 (30')

Provisional Classification

Drivers	Nat	Team	Vehicle	Class	Laps	Total Time	Gap	Kph	Best Lap		
									Lap	Time	Kph
1 69 Ricardo MEGRE	POR			Port-G	6	22:04.826	-	114.2	5	3:33.946	117.9
2 9 Adrian RUSSELL	GBR			Mega-G	6	22:06.563	+1.737	114.0	4	3:33.005	118.4
3 17 Paul TURLEY	ENG			Mega-G	6	22:10.887	+6.061	113.7	5	3:37.700	115.8
4 28 Oliver GIBSON	GBR			Mega-G	6	22:25.092	+20.266	112.5	5	3:41.488	113.8
5 105 Luke TZOUROU	GBR			Super-G	6	22:38.212	+33.386	111.4	6	3:40.096	114.6
6 150 Edward BENSON	GBR			Super-G	6	22:50.629	+45.803	110.4	5	3:42.814	113.2
7 2 Mick WHITEHEAD	GBR			Mega-G	6	22:51.958	+47.132	110.3	4	3:38.821	115.2
8 13 Trevor CARVEY	GBR			Mega-G	6	22:54.723	+49.897	110.0	5	3:38.917	115.2
9 61 Gonçalo LOBO DO VALE	POR			Port-G	6	22:55.190	+50.364	110.0	4	3:42.012	113.6
10 65 Tiago RAPOSO DE MAGALHES	POR			Port-G	6	22:56.490	+51.664	109.9	4	3:42.119	113.5
11 36 Glenn BURTONSHAW	GBR			Mega-G	6	22:59.369	+54.543	109.7	5	3:41.233	114.0
12 54 Peter FRITH	GBR			Mega-G	6	23:00.462	+55.636	109.6	5	3:41.066	114.1
13 103 Neil SHINNER	GBR			Super-G	6	23:15.366	+1:10.540	108.4	4	3:44.508	112.3
14 62 Luis LISBOA	POR			Port-G	6	23:22.846	+1:18.020	107.8	6	3:44.066	112.5
15 118 Kenny YOUNG	SCO			Super-G	6	23:26.188	+1:21.362	107.6	6	3:45.531	111.8
16 44 Nick PANCISI	GBR			Dev-Car	6	23:26.737	+1:21.911	107.5	6	3:41.938	113.6
17 42 John BENFIELD	GBR			Mega-G	6	23:33.017	+1:28.191	107.1	6	3:44.093	112.5
18 73 Graeme SMITH	GBR			Classic G	6	23:34.907	+1:30.081	106.9	6	3:46.840	111.2
19 5 Nick FROST	ENG			Mega-G	6	23:35.991	+1:31.165	106.8	5	3:47.841	110.7
20 1 Myles PACKMAN	GBR			Mega-G	6	23:38.144	+1:33.318	106.7	5	3:47.674	110.7
21 171 Ian ANDERSON	GBR			Sigma-G	6	23:40.275	+1:35.449	106.5	5	3:47.752	110.7
22 56 Brett RAY	GBR			Mega-G	6	23:41.806	+1:36.980	106.4	4	3:44.585	112.3
23 104 Toby BRIANT	GBR			Super-G	6	23:43.404	+1:38.220	106.3	5	3:47.687	110.7
24 32 Adam BETTINSON	GBR			Mega-G	6	23:43.820	+1:38.994	106.3	6	3:49.024	110.1
25 64 André CORREIA	POR			Port-G	6	23:57.636	+1:52.810	105.2	5	3:46.217	111.5
26 97 Justin COX	GBR			Classic G	6	23:58.655	+1:53.829	105.2	4	3:50.193	109.5
27 21 Matt THOMPSON	GBR			Mega-G	6	23:59.792	+1:54.966	105.1	4	3:47.373	110.9
28 166 Barry WHITE	GBR			Super-G	6	24:02.405	+1:57.579	104.9	4	3:49.269	110.0
29 63 Duarte LISBOA	POR			Port-G	6	24:04.005	+1:59.179	104.8	4	3:52.457	108.5
30 123 Jonathan MILLER	GBR			Super-G	6	24:07.689	+2:02.863	104.5	6	3:50.327	109.5
31 18 Kim RAYMENT	GBR			Mega-G	6	24:13.583	+2:08.757	104.1	5	3:49.750	109.7
32 107 Andy SKINNER	GBR			Super-G	6	24:19.076	+2:14.250	103.7	5	3:55.083	107.3
33 26 Ian NOBLE	GBR			Mega-G	6	24:34.880	+2:30.054	102.6	6	3:50.843	109.2
34 92 James CARVEY	GBR			Classic G	6	24:36.256	+2:31.430	102.5	6	3:50.063	109.6
35 155 Andy SAGAR	GBR			Super-G	6	24:45.828	+2:41.002	101.8	6	3:58.195	105.9
36 119 Anthony JAFFE	GBR			Super-G	6	24:47.609	+2:42.783	101.7	6	3:58.977	105.5
37 112 Gareth CORDEY	GBR			Super-G	6	24:48.347	+2:43.521	101.6	6	3:59.044	105.5
38 16 Mark HARRISON	GBR			Mega-G	6	24:49.164	+2:44.338	101.6	3	3:56.582	106.6
39 159 Andy MOLSOM	GBR			Super-G	6	24:50.589	+2:45.763	101.5	4	3:54.673	107.4
40 14 Tom OVERTON	GBR			Mega-G	6	24:51.828	+2:47.002	101.4	4	3:52.963	108.2
41 88 Andrew OUTFERSIDE	GBR			Classic G	6	24:52.679	+2:47.853	101.4	4	3:52.887	108.3
42 85 Stuart HIGGINS	GBR			Classic G	6	24:52.864	+2:48.038	101.3	4	3:53.438	108.0
43 74 James RUSSELL	GBR			Classic G	6	24:53.680	+2:48.854	101.3	4	3:55.310	107.2
44 82 Matthew WILLOUGHBY	ENG			Classic G	6	24:54.086	+2:49.260	101.3	4	3:55.044	107.3
45 128 Martin KAY	GBR			Super-G	6	24:55.973	+2:51.147	101.1	4	3:52.126	108.6
46 173 John GIL	GBR			Sigma-G	6	25:12.198	+3:07.372	100.0	5	3:56.830	106.5
47 177 Peter MULLINEUX	GBR			Sigma-G	6	25:16.010	+3:11.184	99.8	4	3:46.177	111.5
48 77 Paul HAWKER	GBR			Classic G	5	22:02.030	1 Lap	95.4	5	3:59.211	105.4
49 111 Yolande HUMPHREYS	GBR			Super-G	5	22:11.212	1 Lap	94.7	3	4:19.335	97.2
50 80 Trevor HARBER	ENG			Classic G	5	22:16.232	1 Lap	94.3	5	4:06.954	102.1
51 76 Amanda BLACK	GBR			Classic G	5	22:21.260	1 Lap	94.0	4	4:13.135	99.6
52 172 Ian DYBLE	GBR			Sigma-G	5	22:23.222	1 Lap	93.9	5	4:11.671	100.2
53 147 Peter MICKLEWRIGHT	GBR			Super-G	5	22:25.142	1 Lap	93.7	5	4:10.516	100.6
54 133 Andrew REDD	GBR			Super-G	5	22:29.336	1 Lap	93.4	5	4:12.548	99.8
55 131 Rob WINROW	GBR			Super-G	5	22:59.743	1 Lap	91.4	4	4:23.775	95.6
56 78 Sheila MARSHALL	SCO			Classic G	5	24:27.906	1 Lap	85.9	3	4:41.448	89.6
57 22 Peter MARSH	SCO			Mega-G	4	18:08.513	2 Laps	92.7	4	4:12.697	99.8
<b>Not classified:</b>											
106 Charles ELLIOTT	GBR			Super-G	2	9:46.323					
117 Roger FORD	GBR			Super-G	1	4:15.548					
176 Bill SCOTT	GBR			Sigma-G	1	4:16.233					
132 Nick BUDIBENT	GBR			Super-G	1	4:38.619					
4 Martin AMISON	GBR			Mega-G	1	7:53.766					
102 Dylan STANLEY	GBR			Super-G	1	16:14.322					



**RACING FESTIVAL**  
CATERHAM GRADUATES  
RACE 1 (30')

Provisional Classification


Drivers	Nat	Team	Vehicle	Class	Laps	Total Time	Gap	Kph	Best Lap	
									Lap	Time
7 Nick HARYETT	GBR			Mega-G						
23 Bob WILSON	GBR			Mega-G						
115 David SHAW	GBR			Super-G						
122 Jon WOLFE	GBR			Super-G						
186 Adrian BIDDER	GBR			Sigma-G						

<b>Pole Position</b>	M. PACKMAN	<b>2:50.734</b>	
<b>Fastest Lap</b>	Lap 4 Adrian RUSSELL	<b>3:33.005</b>	118.4 Kph

Published at: .....

Track Status: **WET**


<b>Race Director:</b>	<b>Timekeeper:</b>
-----------------------	--------------------



RACING FESTIVAL  
CATERHAM GRADUATES  
RACE 2 (30')

Provisional Classification

Drivers	Nat	Team	Vehicle	Class	Laps	Total Time	Gap	Kph	Best Lap		
									Lap	Time	Kph
1 1 Myles PACKMAN	GBR			Mega-G	9	45:42.142	-	82.8	4	2:54.561	144.4
2 32 Adam BETTINSON	GBR			Mega-G	9	45:49.258	+7.116	82.5	5	2:52.938	145.8
3 56 Brett RAY	GBR			Mega-G	9	45:49.559	+7.417	82.5	7	2:52.544	146.1
4 17 Paul TURLEY	ENG			Mega-G	9	45:49.848	+7.706	82.5	7	2:52.954	145.8
5 4 Martin AMISON	GBR			Mega-G	9	45:50.183	+8.041	82.5	7	2:53.683	145.2
6 5 Nick FROST	ENG			Mega-G	9	45:50.606	+8.464	82.5	8	2:53.934	145.0
7 65 Tiago RAPOSO DE MAGALHES	POR			Port-G	9	45:50.804	+8.662	82.5	7	2:53.013	145.7
8 36 Glenn BURTECHAW	GBR			Mega-G	9	45:53.133	+10.991	82.4	7	2:53.857	145.0
9 54 Peter FRITH	GBR			Mega-G	9	45:56.262	+14.120	82.3	9	2:54.594	144.4
10 21 Matt THOMPSON	GBR			Mega-G	9	46:18.571	+36.429	81.7	8	2:57.578	142.0
11 103 Neil SHINNER	GBR			Super-G	9	46:19.282	+37.140	81.6	8	2:57.577	142.0
12 105 Luke TZOUROU	GBR			Super-G	9	46:25.427	+43.285	81.5	7	2:58.097	141.6
13 150 Edward BENSON	GBR			Super-G	9	46:25.483	+43.341	81.5	7	2:58.156	141.5
14 118 Kenny YOUNG	SCO			Super-G	9	46:25.700	+43.558	81.5	7	2:58.444	141.3
15 102 Dylan STANLEY	GBR			Super-G	9	46:25.833	+43.691	81.5	7	2:59.349	140.6
16 26 Ian NOBLE	GBR			Mega-G	9	46:26.181	+44.039	81.4	9	2:56.205	143.1
17 104 Toby BRIANT	GBR			Super-G	9	46:26.509	+44.367	81.4	7	2:57.798	141.8
18 14 Tom OVERTON	GBR			Mega-G	9	46:26.825	+44.683	81.4	9	2:54.434	144.5
19 42 John BENFIELD	GBR			Mega-G	9	46:27.590	+45.448	81.4	9	2:55.994	143.3
20 123 Jonathan MILLER	GBR			Super-G	9	46:34.445	+52.303	81.2	8	2:56.762	142.6
21 18 Kim RAYMENT	GBR			Mega-G	9	46:35.844	+53.702	81.2	8	2:57.429	142.1
22 112 Gareth CORDEY	GBR			Super-G	9	46:36.253	+54.111	81.2	8	2:58.387	141.3
23 106 Charles ELLIOTT	GBR			Super-G	9	46:37.303	+55.161	81.1	8	2:57.293	142.2
24 107 Andy SKINNER	GBR			Super-G	9	46:37.381	+55.239	81.1	8	2:58.017	141.6
25 117 Roger FORD	GBR			Super-G	9	46:37.485	+55.343	81.1	9	2:58.763	141.0
26 61 Gonçalo LOBO DO VALE	POR			Port-G	9	46:40.155	+58.013	81.0	9	2:54.453	144.5
27 63 Duarte LISBOA	POR			Port-G	9	46:44.673	+1:02.531	80.9	9	2:58.896	140.9
28 159 Andy MOLSOM	GBR			Super-G	9	46:47.858	+1:05.716	80.8	8	2:59.198	140.7
29 171 Ian ANDERSON	GBR			Sigma-G	9	47:05.423	+1:23.281	80.3	9	3:02.519	138.1
30 166 Barry WHITE	GBR			Super-G	9	47:05.616	+1:23.474	80.3	5	3:02.714	138.0
31 119 Anthony JAFFE	GBR			Super-G	9	47:07.032	+1:24.890	80.3	6	3:02.465	138.2
32 155 Andy SAGAR	GBR			Super-G	9	47:07.770	+1:25.628	80.2	5	3:02.259	138.3
33 176 Bill SCOTT	GBR			Sigma-G	9	47:08.302	+1:26.160	80.2	5	3:01.573	138.9
34 128 Martin KAY	GBR			Super-G	9	47:16.664	+1:34.522	80.0	9	3:01.726	138.7
35 23 Bob WILSON	GBR			Mega-G	9	47:21.965	+1:39.823	79.8	8	3:03.885	137.1
36 22 Peter MARSH	SCO			Mega-G	9	47:26.632	+1:44.490	79.7	8	3:02.633	138.1
37 131 Rob WINROW	GBR			Super-G	9	47:27.501	+1:45.359	79.7	8	3:02.960	137.8
38 177 Peter MULLINEUX	GBR			Sigma-G	9	47:30.102	+1:47.960	79.6	6	3:04.479	136.7
39 172 Ian DYBLE	GBR			Sigma-G	9	47:30.107	+1:47.965	79.6	7	3:04.556	136.6
40 173 John GIL	GBR			Sigma-G	9	47:31.992	+1:49.850	79.6	7	3:03.572	137.4
41 133 Andrew REDD	GBR			Super-G	9	47:34.052	+1:51.910	79.5	8	3:03.664	137.3
42 16 Mark HARRISON	GBR			Mega-G	9	47:34.134	+1:51.992	79.5	9	3:02.229	138.4
43 44 Nick PANCISI	GBR			Dev-Car	9	47:40.650	+1:58.508	79.3	9	2:57.401	142.1
44 147 Peter MICKLEWRIGHT	GBR			Super-G	9	47:42.638	+2:00.496	79.3	6	3:05.191	136.2
45 111 Yolande HUMPHREYS	GBR			Super-G	9	48:05.893	+2:23.751	78.6	6	3:09.005	133.4
46 73 Graeme SMITH	GBR			Classic G	9	48:06.148	+2:24.006	78.6	6	3:09.283	133.2
47 64 André CORREIA	POR			Port-G	9	48:07.211	+2:25.069	78.6	7	2:55.187	143.9
48 88 Andrew OUTTERSIDE	GBR			Classic G	9	48:21.377	+2:39.235	78.2	4	3:11.036	132.0
49 97 Justin COX	GBR			Classic G	9	48:21.568	+2:39.426	78.2	4	3:11.071	132.0
50 76 Amanda BLACK	GBR			Classic G	9	48:32.910	+2:50.768	77.9	7	3:12.041	131.3
51 92 James CARVEY	GBR			Classic G	9	48:33.069	+2:50.927	77.9	8	3:12.600	130.9
52 74 James RUSSELL	GBR			Classic G	9	48:33.208	+2:51.066	77.9	8	3:11.696	131.5
53 80 Trevor HARBER	ENG			Classic G	9	48:34.028	+2:51.886	77.9	4	3:12.346	131.1
54 82 Matthew WILLOUGHBY	ENG			Classic G	9	48:34.460	+2:52.318	77.9	8	3:11.951	131.4
55 85 Stuart HIGGINS	GBR			Classic G	9	48:36.776	+2:54.634	77.8	6	3:12.667	130.9
56 77 Paul HAWKER	GBR			Classic G	9	48:44.511	+3:02.369	77.6	4	3:12.446	131.0
57 78 Sheila MARSHALL	SCO			Classic G	8	46:54.001	1 Lap	71.7	6	3:26.243	122.3
<b>Not classified:</b>											
13 Trevor CARVEY	GBR			Mega-G	5	49:21.800			4	2:55.660	143.5
69 Ricardo MEGRE	POR			Port-G	4	51:46.517			3	2:53.851	145.0
2 Mick WHITEHEAD	GBR			Mega-G							
9 Adrian RUSSELL	GBR			Mega-G							
62 Luis LISBOA	POR			Port-G							



**RACING FESTIVAL**  
CATERHAM GRADUATES  
RACE 2 (30')


Provisional Classification

Drivers	Nat	Team	Vehicle	Class	Laps	Total Time	Gap	Kph	Best Lap	
									Lap	Time
<b>Not started</b>										
7 Nick HARYETT	GBR			Mega-G						
115 David SHAW	GBR			Super-G						
122 Jon WOLFE	GBR			Super-G						
132 Nick BUDIBENT	GBR			Super-G						
186 Adrian BIDDER	GBR			Sigma-G						
<b>Pole Position</b>			M. PACKMAN							
<b>Fastest Lap</b>			Lap 7	Brett RAY			<b>2:52.544</b>			146.1 Kph

Published at: .....

Track Status: **WET**


<b>Race Director:</b>	<b>Timekeeper:</b>
-----------------------	--------------------



CATERHAM GRADUATES  
RACING FESTIVAL  
RACE 1

Final Classification by Class

Nr.	Driver	Nat	Team	Car	Laps	Total Time	Gap	Kph	Best Lap		
									Lap	Time	Kph
<b>Classic G</b>											
1	73 Graeme SMITH	GBR			6	<b>23:34.907</b>		106.9	6	<b>3:46.840</b>	111.2
2	97 Justin COX	GBR			6	<b>23:58.655</b>	+23.748	105.2	4	<b>3:50.193</b>	109.5
3	92 James CARVEY	GBR			6	<b>24:36.256</b>	+101.349	102.5	6	<b>3:50.063</b>	109.6
4	88 Andrew OUTTERSIDE	GBR			6	<b>24:52.679</b>	+117.772	101.4	4	<b>3:52.887</b>	108.3
5	85 Stuart HIGGINS	GBR			6	<b>24:52.864</b>	+117.957	101.3	4	<b>3:53.438</b>	108.0
6	74 James RUSSELL	GBR			6	<b>24:53.680</b>	+118.773	101.3	4	<b>3:55.310</b>	107.2
7	82 Matthew WILLOUGHBY	ENG			6	<b>24:54.086</b>	+119.179	101.3	4	<b>3:55.044</b>	107.3
8	77 Paul HAWKER	GBR			5	<b>22:02.030</b>	1 Laps	95.4	5	<b>3:59.211</b>	105.4
9	80 Trevor HARBER	ENG			5	<b>22:16.232</b>	1 Laps	94.3	5	<b>4:06.954</b>	102.1
10	76 Amanda BLACK	GBR			5	<b>22:21.260</b>	1 Laps	94.0	4	<b>4:13.135</b>	99.6
11	78 Sheila MARSHALL	SCO			5	<b>24:27.906</b>	1 Laps	85.9	3	<b>4:41.448</b>	89.6
<b>Dev-Car</b>											
1	44 Nick PANCISI	GBR			6	<b>23:26.737</b>		107.5	6	<b>3:41.938</b>	113.6
<b>Mega-G</b>											
1	9 Adrian RUSSELL	GBR			6	<b>22:06.563</b>		114.0	4	<b>3:33.005</b>	118.4
2	17 Paul TURLEY	ENG			6	<b>22:10.887</b>	+4.324	113.7	5	<b>3:37.700</b>	115.8
3	28 Oliver GIBSON	GBR			6	<b>22:25.092</b>	+18.529	112.5	5	<b>3:41.488</b>	113.8
4	2 Mick WHITEHEAD	GBR			6	<b>22:51.958</b>	+45.395	110.3	4	<b>3:38.821</b>	115.2
5	13 Trevor CARVEY	GBR			6	<b>22:54.723</b>	+48.160	110.0	5	<b>3:38.917</b>	115.2
6	36 Glenn BURTENSHAW	GBR			6	<b>22:59.369</b>	+52.806	109.7	5	<b>3:41.233</b>	114.0
7	54 Peter FRITH	GBR			6	<b>23:00.462</b>	+53.899	109.6	5	<b>3:41.066</b>	114.1
8	42 John BENFIELD	GBR			6	<b>23:33.017</b>	+126.454	107.1	6	<b>3:44.093</b>	112.5
9	5 Nick FROST	ENG			6	<b>23:35.991</b>	+129.428	106.8	5	<b>3:47.841</b>	110.7
10	1 Myles PACKMAN	GBR			6	<b>23:38.144</b>	+131.581	106.7	5	<b>3:47.674</b>	110.7
11	56 Brett RAY	GBR			6	<b>23:41.806</b>	+135.243	106.4	4	<b>3:44.585</b>	112.3
12	32 Adam BETTINSON	GBR			6	<b>23:43.820</b>	+137.257	106.3	6	<b>3:49.024</b>	110.1
13	21 Matt THOMPSON	GBR			6	<b>23:59.792</b>	+153.229	105.1	4	<b>3:47.373</b>	110.9
14	18 Kim RAYMENT	GBR			6	<b>24:13.583</b>	+207.020	104.1	5	<b>3:49.750</b>	109.7
15	26 Ian NOBLE	GBR			6	<b>24:34.880</b>	+228.317	102.6	6	<b>3:50.843</b>	109.2
16	16 Mark HARRISON	GBR			6	<b>24:49.164</b>	+242.601	101.6	3	<b>3:56.582</b>	106.6
17	14 Tom OVERTON	GBR			6	<b>24:51.828</b>	+245.265	101.4	4	<b>3:52.963</b>	108.2
18	22 Peter MARSH	SCO			4	<b>18:08.513</b>	2 Laps	92.7	4	<b>4:12.697</b>	99.8
<b>Not classified:</b>											
	4 Martin AMISON	GBR			1	<b>7:53.766</b>		53.2			
	7 Nick HARYETT	GBR						0.0	6 Laps		
	23 Bob WILSON	GBR						0.0			
<b>Port-G</b>											
1	69 Ricardo MEGRE	POR			6	<b>22:04.826</b>		114.2	5	<b>3:33.946</b>	117.9
2	61 Gonçalo LOBO DO VALE	POR			6	<b>22:55.190</b>	+50.364	110.0	4	<b>3:42.012</b>	113.6
3	65 Tiago RAPOSO DE MAGALHES	POR			6	<b>22:56.490</b>	+51.664	109.9	4	<b>3:42.119</b>	113.5
4	62 Luis LISBOA	POR			6	<b>23:22.846</b>	+118.020	107.8	6	<b>3:44.066</b>	112.5
5	64 André CORREIA	POR			6	<b>23:57.636</b>	+152.810	105.2	5	<b>3:46.217</b>	111.5
6	63 Duarte LISBOA	POR			6	<b>24:04.005</b>	+159.179	104.8	4	<b>3:52.457</b>	108.5
<b>Sigma-G</b>											
1	171 Ian ANDERSON	GBR			6	<b>23:40.275</b>		106.5	5	<b>3:47.752</b>	110.7
2	173 John GIL	GBR			6	<b>25:12.198</b>	+131.923	100.0	5	<b>3:56.830</b>	106.5
3	177 Peter MULLINEUX	GBR			6	<b>25:16.010</b>	+135.735	99.8	4	<b>3:46.177</b>	111.5
4	172 Ian DYBLE	GBR			5	<b>22:23.222</b>	1 Laps	93.9	5	<b>4:11.671</b>	100.2
<b>Not classified:</b>											
	176 Bill SCOTT	GBR			1	<b>4:16.233</b>		98.4	5 Laps		
	186 Adrian BIDDER	GBR						0.0			
<b>Super-G</b>											



CATERHAM GRADUATES  
RACING FESTIVAL  
RACE 1

Final Classification by Class


Nr.	Driver	Nat	Team	Car	Laps	Total Time	Gap	Kph	Best Lap		
									Lap	Time	Kph
1	105 Luke TZOUROU	GBR			6	22:38.212		111.4	6	3:40.096	114.6
2	150 Edward BENSON	GBR			6	22:50.629	+12.417	110.4	5	3:42.814	113.2
3	103 Neil SHINNER	GBR			6	23:15.366	+37.154	108.4	4	3:44.508	112.3
4	118 Kenny YOUNG	SCO			6	23:26.188	+47.976	107.6	6	3:45.531	111.8
5	104 Toby BRIANT	GBR			6	23:43.046	+104.834	106.3	5	3:47.687	110.7
6	166 Barry WHITE	GBR			6	24:02.405	+124.193	104.9	4	3:49.269	110.0
7	123 Jonathan MILLER	GBR			6	24:07.689	+129.477	104.5	6	3:50.327	109.5
8	107 Andy SKINNER	GBR			6	24:19.076	+140.864	103.7	5	3:55.083	107.3
9	155 Andy SAGAR	GBR			6	24:45.828	+207.616	101.8	6	3:58.195	105.9
10	119 Anthony JAFFE	GBR			6	24:47.609	+209.397	101.7	6	3:58.977	105.5
11	112 Gareth CORDEY	GBR			6	24:48.347	+210.135	101.6	6	3:59.044	105.5
12	159 Andy MOLSOM	GBR			6	24:50.589	+212.377	101.5	4	3:54.673	107.4
13	128 Martin KAY	GBR			6	24:55.973	+217.761	101.1	4	3:52.126	108.6
14	111 Yolande HUMPHREYS	GBR			5	22:11.212	1 Laps	94.7	3	4:19.335	97.2
15	147 Peter MICKLEWRIGHT	GBR			5	22:25.142	1 Laps	93.7	5	4:10.516	100.6
16	133 Andrew REDD	GBR			5	22:29.336	1 Laps	93.4	5	4:12.548	99.8
17	131 Rob WINROW	GBR			5	22:59.743	1 Laps	91.4	4	4:23.775	95.6
<b>Not classified:</b>											
	106 Charles ELLIOTT	GBR			2	9:46.323		86.0			
	117 Roger FORD	GBR			1	4:15.548	5 Laps	98.7			
	132 Nick BUDIBENT	GBR			1	4:38.619		90.5			
	102 Dylan STANLEY	GBR			1	16:14.322	5 Laps	25.9			
	115 David SHAW	GBR						0.0			
	122 Jon WOLFE	GBR					6 Laps	0.0			

Published at: .....

Track Status:

**WET**


Stewards:	Timekeeper:
-----------	-------------



CATERHAM GRADUATES  
RACING FESTIVAL  
RACE 2

Provisional Classification by Class

Nr.	Driver	Nat	Team	Car	Laps	Total Time	Gap	Kph	Best Lap		
									Lap	Time	Kph
<b>Classic G</b>											
1	73 Graeme SMITH	GBR			9	48:06.148		78.6	6	3:09.283	133.2
2	88 Andrew OUTTERSIDE	GBR			9	48:21.377	+15.229	78.2	4	3:11.036	132.0
3	97 Justin COX	GBR			9	48:21.568	+15.420	78.2	4	3:11.071	132.0
4	76 Amanda BLACK	GBR			9	48:32.910	+26.762	77.9	7	3:12.041	131.3
5	92 James CARVEY	GBR			9	48:33.069	+26.921	77.9	8	3:12.600	130.9
6	74 James RUSSELL	GBR			9	48:33.208	+27.060	77.9	8	3:11.696	131.5
7	80 Trevor HARBER	ENG			9	48:34.028	+27.880	77.9	4	3:12.346	131.1
8	82 Matthew WILLOUGHBY	ENG			9	48:34.460	+28.312	77.9	8	3:11.951	131.4
9	85 Stuart HIGGINS	GBR			9	48:36.776	+30.628	77.8	6	3:12.667	130.9
10	77 Paul HAWKER	GBR			9	48:44.511	+38.363	77.6	4	3:12.446	131.0
11	78 Sheila MARSHALL	SCO			8	46:54.001	1 Laps	71.7	6	3:26.243	122.3
<b>Dev-Car</b>											
1	44 Nick PANCISI	GBR			9	47:40.650		79.3	9	2:57.401	142.1
<b>Mega-G</b>											
1	1 Myles PACKMAN	GBR			9	45:42.142		82.8	4	2:54.561	144.4
2	32 Adam BETTINSON	GBR			9	45:49.258	+7.116	82.5	5	2:52.938	145.8
3	56 Brett RAY	GBR			9	45:49.559	+7.417	82.5	7	2:52.544	146.1
4	17 Paul TURLEY	ENG			9	45:49.848	+7.706	82.5	7	2:52.954	145.8
5	4 Martin AMISON	GBR			9	45:50.183	+8.041	82.5	7	2:53.683	145.2
6	5 Nick FROST	ENG			9	45:50.606	+8.464	82.5	8	2:53.934	145.0
7	36 Glenn BURTENSCHAW	GBR			9	45:53.133	+10.991	82.4	7	2:53.857	145.0
8	54 Peter FRITH	GBR			9	45:56.262	+14.120	82.3	9	2:54.594	144.4
9	21 Matt THOMPSON	GBR			9	46:18.571	+36.429	81.7	8	2:57.578	142.0
10	26 Ian NOBLE	GBR			9	46:26.181	+44.039	81.4	9	2:56.205	143.1
11	14 Tom OVERTON	GBR			9	46:26.825	+44.683	81.4	9	2:54.434	144.5
12	42 John BENFIELD	GBR			9	46:27.590	+45.448	81.4	9	2:55.994	143.3
13	18 Kim RAYMENT	GBR			9	46:35.844	+53.702	81.2	8	2:57.429	142.1
14	23 Bob WILSON	GBR			9	47:21.965	+139.823	79.8	8	3:03.885	137.1
15	22 Peter MARSH	SCO			9	47:26.632	+144.490	79.7	8	3:02.633	138.1
16	16 Mark HARRISON	GBR			9	47:34.134	+151.992	79.5	9	3:02.229	138.4
<b>Not classified:</b>											
13	Trevor CARVEY	GBR			5	49:21.800		42.6	4	2:55.660	143.5
2	Mick WHITEHEAD	GBR					9 Laps	0.0			
9	Adrian RUSSELL	GBR						0.0			
<b>Not started</b>											
7	Nick HARYETT	GBR					9 Laps	0.0			
<b>Port-G</b>											
1	65 Tiago RAPOSO DE MAGALHES	POR			9	45:50.804		82.5	7	2:53.013	145.7
2	61 Gonçalo LOBO DO VALE	POR			9	46:40.155	+49.351	81.0	9	2:54.453	144.5
3	63 Duarte LISBOA	POR			9	46:44.673	+53.869	80.9	9	2:58.896	140.9
4	64 André CORREIA	POR			9	48:07.211	+216.407	78.6	7	2:55.187	143.9
<b>Not classified:</b>											
69	Ricardo MEGRE	POR			4	51:46.517		32.5	3	2:53.851	145.0
62	Luis LISBOA	POR					9 Laps	0.0			
<b>Sigma-G</b>											
1	171 Ian ANDERSON	GBR			9	47:05.423		80.3	9	3:02.519	138.1
2	176 Bill SCOTT	GBR			9	47:08.302	+2.879	80.2	5	3:01.573	138.9
3	177 Peter MULLINEUX	GBR			9	47:30.102	+24.679	79.6	6	3:04.479	136.7
4	172 Ian DYBLE	GBR			9	47:30.107	+24.684	79.6	7	3:04.556	136.6
5	173 John GIL	GBR			9	47:31.992	+26.569	79.6	7	3:03.572	137.4
<b>Not started</b>											
186	Adrian BIDDER	GBR					9 Laps	0.0			
<b>Super-G</b>											



CATERHAM GRADUATES  
RACING FESTIVAL  
RACE 2

Provisional Classification by Class

Nr.	Driver	Nat	Team	Car	Laps	Total Time	Gap	Kph	Best Lap		
									Lap	Time	Kph
1	103 Neil SHINNER	GBR			9	<b>46:19.282</b>		81.6	8	<b>2:57.577</b>	142.0
2	105 Luke TZOUROU	GBR			9	<b>46:25.427</b>	+6.145	81.5	7	<b>2:58.097</b>	141.6
3	150 Edward BENSON	GBR			9	<b>46:25.483</b>	+6.201	81.5	7	<b>2:58.156</b>	141.5
4	118 Kenny YOUNG	SCO			9	<b>46:25.700</b>	+6.418	81.5	7	<b>2:58.444</b>	141.3
5	102 Dylan STANLEY	GBR			9	<b>46:25.833</b>	+6.551	81.5	7	<b>2:59.349</b>	140.6
6	104 Toby BRIANT	GBR			9	<b>46:26.509</b>	+7.227	81.4	7	<b>2:57.798</b>	141.8
7	123 Jonathan MILLER	GBR			9	<b>46:34.445</b>	+15.163	81.2	8	<b>2:56.762</b>	142.6
8	112 Gareth CORDEY	GBR			9	<b>46:36.253</b>	+16.971	81.2	8	<b>2:58.387</b>	141.3
9	106 Charles ELLIOTT	GBR			9	<b>46:37.303</b>	+18.021	81.1	8	<b>2:57.293</b>	142.2
10	107 Andy SKINNER	GBR			9	<b>46:37.381</b>	+18.099	81.1	8	<b>2:58.017</b>	141.6
11	117 Roger FORD	GBR			9	<b>46:37.485</b>	+18.203	81.1	9	<b>2:58.763</b>	141.0
12	159 Andy MOLSOM	GBR			9	<b>46:47.858</b>	+28.576	80.8	8	<b>2:59.198</b>	140.7
13	166 Barry WHITE	GBR			9	<b>47:05.616</b>	+46.334	80.3	5	<b>3:02.714</b>	138.0
14	119 Anthony JAFFE	GBR			9	<b>47:07.032</b>	+47.750	80.3	6	<b>3:02.465</b>	138.2
15	155 Andy SAGAR	GBR			9	<b>47:07.770</b>	+48.488	80.2	5	<b>3:02.259</b>	138.3
16	128 Martin KAY	GBR			9	<b>47:16.664</b>	+57.382	80.0	9	<b>3:01.726</b>	138.7
17	131 Rob WINROW	GBR			9	<b>47:27.501</b>	+108.219	79.7	8	<b>3:02.960</b>	137.8
18	133 Andrew REDD	GBR			9	<b>47:34.052</b>	+114.770	79.5	8	<b>3:03.664</b>	137.3
19	147 Peter MICKLEWRIGHT	GBR			9	<b>47:42.638</b>	+123.356	79.3	6	<b>3:05.191</b>	136.2
20	111 Yolande HUMPHREYS	GBR			9	<b>48:05.893</b>	+146.611	78.6	6	<b>3:09.005</b>	133.4
<b>Not started</b>											
115	David SHAW	GBR								0.0	
122	Jon WOLFE	GBR					9 Laps			0.0	
132	Nick BUDIBENT	GBR								0.0	

Published at: .....

Track Status: **WET**

Race Director:	Timekeeper:
----------------	-------------