



McMILLAN MOTORSPORT CATERHAM GRADUATE CHAMPIONSHIP (CLASSIC CLASS)

**Rockingham International
Sports Car Circuit**

19th / 20th May 2012



Results Provided by Timing Solutions Ltd
www.tsl-timing.com

McMillan Motorsport Caterham Graduate Championship (Classic)
QUALIFYING - RACE 5 - CLASSIFICATION

POS	NO	CL	NAME	ENTRY	TIME	ON	LAPS	GAP	DIFF	MPH
1	89		Graham SMITH	Caterham 7	2:04.202	6	7			56.23
2	99		David PEARSON	Caterham 7	2:04.912	4	6	0.710	0.710	55.91
3	85		Stuart HIGGINS	Caterham Seven	2:06.038	4	6	1.836	1.126	55.41
4	73		Graeme SMITH	Caterham 7	2:06.442	5	6	2.240	0.404	55.23
5	74		James RUSSELL	Caterham 7	2:06.535	4	6	2.333	0.093	55.19
6	88		Andrew OUTTERSIDE	Caterham 7	2:06.548	5	6	2.346	0.013	55.18
7	82		Matthew WILLOUGHBY	Caterham 7 Classic Graduate	2:08.087	6	6	3.885	1.539	54.52
8	76		Amanda BLACK	Caterham 7	2:08.182	4	6	3.980	0.095	54.48
9	75		Stuart THOMPSON	Caterham Classic Graduate	2:08.670	6	6	4.468	0.488	54.27
10	90		Peter TATTERSALL	Caterham Seven Classic	2:13.137	5	6	8.935	4.467	52.45
11	91		Nigel LIDDELL	Caterham 7	2:13.640	5	6	9.438	0.503	52.25
12	92		Robin WEBB	Caterham 7	2:14.874	2	6	10.672	1.234	51.78
13	80		Trevor HARBER	Caterham 7	2:15.007	6	6	10.805	0.133	51.73
14	83		Colin ROTHWELL	Caterham 7	2:15.399	6	6	11.197	0.392	51.58
15	86		Darren GRAINGER	Caterham 7	2:34.651	5	5	30.449	19.252	45.15

Car 90 - Transponder not working, please fix before race.

Weather / Track : Cloudy / Damp

These results are provisional until the conclusion of any judicial and technical matters.

Rockingham Int. Sportscar
 Circuit Length = 1.9400 miles
 Start: 11:48 End: 12:06

Clerk of Course :		Timekeeper :
-------------------	--	--------------

McMillan Motorsport Caterham Graduate Championship (Classic)

QUALIFYING - RACE 5 - LAP ANALYSIS

73	Graeme SMITH		Caterham 7				
1 -	2:11.930	+ 5.488	11:53:20.225	4 -	2:07.185	+ 0.743	11:59:44.601
2 -	2:09.373	+ 2.931	11:55:29.598	5 -	2:06.442		12:01:51.043
3 -	2:07.818	+ 1.376	11:57:37.416	6 -	2:09.568	+ 3.126	12:04:00.611
74	James RUSSELL		Caterham 7				
1 -	2:10.754	+ 4.219	11:54:02.717	4 -	2:06.535		12:00:25.346
2 -	2:08.599	+ 2.064	11:56:11.316	5 -	2:07.077	+ 0.542	12:02:32.423
3 -	2:07.495	+ 0.960	11:58:18.811	6 -	2:07.155	+ 0.620	12:04:39.578
75	Stuart THOMPSON		Caterham Classic Graduate				
1 -	2:11.360	+ 2.690	11:53:22.496	4 -	2:10.034	+ 1.364	11:59:54.283
2 -	2:11.008	+ 2.338	11:55:33.504	5 -	2:10.132	+ 1.462	12:02:04.415
3 -	2:10.745	+ 2.075	11:57:44.249	6 -	2:08.670		12:04:13.085
76	Amanda BLACK		Caterham 7				
1 -	2:12.082	+ 3.900	11:54:06.789	4 -	2:08.182		12:00:32.069
2 -	2:08.187	+ 0.005	11:56:14.976	5 -	2:23.176	+ 14.994	12:02:55.245
3 -	2:08.911	+ 0.729	11:58:23.887	6 -	2:08.840	+ 0.658	12:05:04.085
80	Trevor HARBER		Caterham 7				
1 -	2:18.628	+ 3.621	11:53:34.863	4 -	2:17.739	+ 2.732	12:00:25.030
2 -	2:17.067	+ 2.060	11:55:51.930	5 -	2:15.593	+ 0.586	12:02:40.623
3 -	2:15.361	+ 0.354	11:58:07.291	6 -	2:15.007		12:04:55.630
82	Matthew WILLOUGHBY		Caterham 7 Classic Graduate				
1 -	2:10.426	+ 2.339	11:53:24.005	4 -	2:09.467	+ 1.380	11:59:55.597
2 -	2:10.886	+ 2.799	11:55:34.891	5 -	2:13.219	+ 5.132	12:02:08.816
3 -	2:11.239	+ 3.152	11:57:46.130	6 -	2:08.087		12:04:16.903
83	Colin ROTHWELL		Caterham 7				
1 -	2:26.564	+ 11.165	11:54:21.344	4 -	2:21.996	+ 6.597	12:01:27.333
2 -	2:23.613	+ 8.214	11:56:44.957	5 -	2:18.133	+ 2.734	12:03:45.466
3 -	2:20.380	+ 4.981	11:59:05.337	6 -	2:15.399		12:06:00.865
85	Stuart HIGGINS		Caterham Seven				
1 -	2:11.215	+ 5.177	11:53:27.753	4 -	2:06.038		11:59:49.075
2 -	2:07.746	+ 1.708	11:55:35.499	5 -	2:06.311	+ 0.273	12:01:55.386
3 -	2:07.538	+ 1.500	11:57:43.037	6 -	2:06.768	+ 0.730	12:04:02.154
86	Darren GRAINGER		Caterham 7				
1 -	2:56.049	+ 21.398	11:55:01.420	4 -	2:38.773	+ 4.122	12:03:05.856
2 -	2:46.149	+ 11.498	11:57:47.569	5 -	2:34.651		12:05:40.507
3 -	2:39.514	+ 4.863	12:00:27.083				
88	Andrew OUTTERSIDE		Caterham 7				
1 -	2:10.903	+ 4.355	11:53:20.044	4 -	2:08.036	+ 1.488	11:59:45.571
2 -	2:07.033	+ 0.485	11:55:27.077	5 -	2:06.548		12:01:52.119
3 -	2:10.458	+ 3.910	11:57:37.535	6 -	2:08.142	+ 1.594	12:04:00.261
89	Graham SMITH		Caterham 7				
1 -	2:07.562	+ 3.360	11:53:17.649	5 -	2:04.498	+ 0.296	12:01:36.553
2 -	2:04.858	+ 0.656	11:55:22.507	6 -	2:04.202		12:03:40.755
3 -	2:05.190	+ 0.988	11:57:27.697	7 -	2:05.995	+ 1.793	12:05:46.750
4 -	2:04.358	+ 0.156	11:59:32.055				
90	Peter TATTERSALL		Caterham Seven Classic				
1 -	2:18.598	+ 5.461	11:53:57.011	4 -	2:15.042	+ 1.905	12:01:04.720
2 -	2:28.956	+ 15.819	11:56:25.967	5 -	2:13.137		12:03:17.857
3 -	2:23.711	+ 10.574	11:58:49.678	6 -	2:13.809	+ 0.672	12:05:31.666

Car 90 - Transponder not working, please fix before race.

Weather / Track : Cloudy / Damp

Rockingham Int. Sportscar
Circuit Length = 1.9400 miles
Start: 11:48 End: 12:06

McMillan Motorsport Caterham Graduate Championship (Classic)

QUALIFYING - RACE 5 - LAP ANALYSIS

91	Nigel LIDDELL		Caterham 7				
1 -	2:15.840	+ 2.200	11:54:37.622	4 -	2:17.389	+ 3.749	12:01:25.228
2 -	2:15.647	+ 2.007	11:56:53.269	5 -	2:13.640		12:03:38.868
3 -	2:14.570	+ 0.930	11:59:07.839	6 -	2:14.639	+ 0.999	12:05:53.507
92	Robin WEBB		Caterham 7				
1 -	2:21.850	+ 6.976	11:53:40.659	4 -	2:15.529	+ 0.655	12:00:26.189
2 -	2:14.874		11:55:55.533	5 -	2:15.618	+ 0.744	12:02:41.807
3 -	2:15.127	+ 0.253	11:58:10.660	6 -	2:16.338	+ 1.464	12:04:58.145
99	David PEARSON		Caterham 7				
1 -	2:09.317	+ 4.405	11:53:21.381	4 -	2:04.912		11:59:40.554
2 -	2:07.583	+ 2.671	11:55:28.964	5 -	2:05.353	+ 0.441	12:01:45.907
3 -	2:06.678	+ 1.766	11:57:35.642	6 -	2:05.394	+ 0.482	12:03:51.301


Car 90 - Transponder not working, please fix before race.

Weather / Track : Cloudy / Damp

Rockingham Int. Sportscar
Circuit Length = 1.9400 miles
Start: 11:48 End: 12:06

McMillan Motorsport Caterham Graduate Championship (Classic)

RACE 5 - GRID

ROW 8		2:34.651 86 Darren GRAINGER	
ROW 7	2:15.399 83 Colin ROTHWELL		2:15.007 80 Trevor HARBER
ROW 6	2:14.874 92 Robin WEBB	2:13.640 91 Nigel LIDDELL	
ROW 5	2:13.137 90 Peter TATTERSALL		2:08.670 75 Stuart THOMPSON
ROW 4	2:08.182 76 Amanda BLACK	2:08.087 82 Matthew WILLOUGHBY	
ROW 3	2:06.548 88 Andrew OUTTERSIDE		2:06.535 74 James RUSSELL
ROW 2	2:06.442 73 Graeme SMITH	2:06.038 85 Stuart HIGGINS	
ROW 1	2:04.912 99 David PEARSON		2:04.202 89 Graham SMITH
Pole			
			


Rockingham Int. Sportscar
Circuit Length = 1.9400 miles

These results are provisional until the conclusion of any judicial and technical matters.

Clerk of Course :		Timekeeper :
-------------------	--	--------------

McMillan Motorsport Caterham Graduate Championship (Classic)

RACE 12 - GRID

ROW 8		2:38.773 86 Darren GRAINGER	
ROW 7	2:18.133 83 Colin ROTHWELL		2:15.361 80 Trevor HARBER
ROW 6	2:15.127 92 Robin WEBB	2:14.570 91 Nigel LIDDELL	
ROW 5	2:13.809 90 Peter TATTERSALL		2:10.034 75 Stuart THOMPSON
ROW 4	2:09.467 82 Matthew WILLOUGHBY	2:08.187 76 Amanda BLACK	
ROW 3	2:07.185 73 Graeme SMITH		2:07.077 74 James RUSSELL
ROW 2	2:07.033 88 Andrew OUTTERSIDE	2:06.311 85 Stuart HIGGINS	
ROW 1	2:05.353 99 David PEARSON		2:04.358 89 Graham SMITH
Pole			
			

Rockingham Int. Sportscar
Circuit Length = 1.9400 miles

These results are provisional until the conclusion of any judicial and technical matters.

Clerk of Course :		Timekeeper :
-------------------	--	--------------

McMillan Motorsport Caterham Graduate Championship (Classic)

RACE 5 - CLASSIFICATION

POS	NO	CL	NAME	ENTRY	LAPS	TIME	GAP	DIFF	MPH	BEST	ON
1	99		David PEARSON	Caterham 7	13	21:53.585			69.11	1:39.799	4
2	85		Stuart HIGGINS	Caterham Seven	13	21:54.003	0.418	0.418	69.09	1:39.567	7
3	88		Andrew OUTTERSIDE	Caterham 7	13	21:55.121	1.536	1.118	69.03	1:39.625	9
4	73		Graeme SMITH	Caterham 7	13	21:59.164	5.579	4.043	68.82	1:39.902	9
5	75		Stuart THOMPSON	Caterham Classic Graduate	13	22:00.969	7.384	1.805	68.73	1:39.495	10
6	74		James RUSSELL	Caterham 7	13	22:01.027	7.442	0.058	68.72	1:39.832	11
7	82		Matthew WILLOUGHBY	Caterham 7 Classic Graduate	13	22:12.276	18.691	11.249	68.14	1:41.100	6
8	80		Trevor HARBER	Caterham 7	13	22:12.787	19.202	0.511	68.12	1:40.695	11
9	83		Colin ROTHWELL	Caterham 7	13	22:49.451	55.866	36.664	66.29	1:43.079	6
10	92		Robin WEBB	Caterham 7	13	22:49.792	56.207	0.341	66.28	1:43.282	8
11	91		Nigel LIDDELL	Caterham 7	13	22:55.069	1:01.484	5.277	66.02	1:43.529	6
12	86		Darren GRAINGER	Caterham 7	12	21:58.803	1 lap	1 lap	63.54	1:47.542	8
NOT CLASSIFIED											
DNF	76		Amanda BLACK	Caterham 7	11	18:34.424	2 laps	1 lap	68.93	1:38.396	10
DNF	89		Graham SMITH	Caterham 7	6	10:25.646	7 laps	5 laps	66.97	1:42.051	3
DNF	90		Peter TATTERSALL	Caterham Seven Classic	0						
FASTEST LAP											
	76		Amanda BLACK	Caterham 7	10	1:38.396		70.97 mph		114.22 kph	

Weather / Track : Cloudy / Dry

These results are provisional until the conclusion of any judicial and technical matters.

Rockingham Int. Sportscar
Circuit Length = 1.9400 miles
Start: 15:52 End: 16:15

Clerk of Course :		Timekeeper :	
-------------------	--	--------------	--

McMillan Motorsport Caterham Graduate Championship (Classic)

RACE 5 - LAP CHART

Lap 1			Lap 2			Lap 3			Lap 4			Lap 5		
No	Behind	Laptime	No	Behind	Laptime	No	Behind	Laptime	No	Behind	Laptime	No	Behind	Laptime
99		1:47.874	99		1:41.001	85		1:40.874	99		1:39.799	85		1:40.688
89	0.185	1:48.059	85	0.100	1:40.632	99	0.721	1:41.695	85	0.131	1:40.651	88	0.120	1:40.433
85	0.469	1:48.343	88	0.571	1:40.033	88	0.832	1:41.235	88	0.506	1:40.194	99	0.442	1:41.261
88	1.539	1:49.413	73	2.393	1:41.040	73	2.040	1:40.621	73	1.763	1:40.243	73	0.905	1:39.961
74	2.028	1:49.902	74	2.738	1:41.711	74	2.775	1:41.011	75	2.790	1:40.153	75	1.815	1:39.844
73	2.354	1:50.228	75	3.130	1:41.305	75	3.157	1:41.001	74	3.512	1:41.257	76	2.167	1:39.288
75	2.826	1:50.700	89	3.463	1:44.279	76	3.648	1:41.107	76	3.698	1:40.570	74	3.015	1:40.322
76	3.066	1:50.940	76	3.515	1:41.450	89	4.540	1:42.051	89	6.639	1:42.619	82	7.147	1:41.223
82	3.907	1:51.781	82	4.545	1:41.639	82	4.769	1:41.198	82	6.743	1:42.494	89	9.015	1:43.195
91	5.920	1:53.794	80	7.920	1:42.687	80	8.964	1:42.018	80	10.535	1:42.091	80	10.537	1:40.821
80	6.234	1:54.108	83	10.532	1:45.272	83	14.495	1:44.937	83	18.984	1:45.009	92	21.928	1:43.346
83	6.261	1:54.135	92	11.476	1:44.892	92	14.495	1:43.993	92	19.401	1:45.426	83	22.906	1:44.741
92	7.585	1:55.459	91	11.591	1:46.672	91	15.696	1:45.079	91	20.374	1:45.198	91	23.544	1:43.989
86	11.656	1:59.530	86	19.919	1:49.264	86	27.430	1:48.485	86	36.823	1:49.913	86	45.523	1:49.519

Weather / Track : Cloudy / Dry

Rockingham Int. Sportscar
Circuit Length = 1.9400 miles
Start: 15:52 End: 16:15

McMillan Motorsport Caterham Graduate Championship (Classic)

RACE 5 - LAP CHART

Lap 6			Lap 7			Lap 8			Lap 9			Lap 10		
No	Behind	Laptime	No	Behind	Laptime	No	Behind	Laptime	No	Behind	Laptime	No	Behind	Laptime
99		1:39.814	99		1:40.086	99		1:40.133	88		1:39.625	99		1:40.237
88	0.177	1:40.313	88	0.223	1:40.132	88	0.423	1:40.333	99	0.168	1:40.216	88	0.332	1:40.737
85	1.189	1:41.445	85	0.670	1:39.567	85	0.882	1:40.345	85	0.540	1:39.706	85	0.433	1:40.298
73	1.762	1:41.113	73	1.692	1:40.016	73	1.566	1:40.007	73	1.420	1:39.902	73	1.160	1:40.145
75	2.612	1:41.053	76	2.471	1:39.792	75	2.626	1:39.981	75	2.470	1:39.892	75	1.560	1:39.495
76	2.765	1:40.854	75	2.778	1:40.252	74	3.351	1:40.106	74	3.495	1:40.192	76	1.998	1:38.396
74	3.312	1:40.553	74	3.378	1:40.152	76	3.468	1:41.130	76	4.007	1:40.587	74	3.572	1:40.482
82	7.991	1:41.100	82	9.166	1:41.261	82	10.698	1:41.665	82	12.215	1:41.565	82	13.040	1:41.230
80	12.011	1:41.730	80	13.631	1:41.706	80	14.946	1:41.448	80	16.298	1:41.400	80	17.362	1:41.469
89	14.202	1:45.443	92	28.570	1:43.549	92	31.719	1:43.282	83	36.892	1:44.473	83	40.803	1:44.316
92	25.107	1:43.435	83	29.227	1:43.584	83	32.467	1:43.373	92	37.262	1:45.591	92	41.284	1:44.427
83	25.729	1:43.079	91	30.904	1:44.173	91	35.292	1:44.521	91	39.555	1:44.311	91	44.179	1:45.029
91	26.817	1:43.529	86	1:02.196	1:48.183	86	1:09.605	1:47.542	86	1:17.261	1:47.704	86	1:24.832	1:47.976
86	54.099	1:48.832												

Weather / Track : Cloudy / Dry

Rockingham Int. Sportscar
Circuit Length = 1.9400 miles
Start: 15:52 End: 16:15

McMillan Motorsport Caterham Graduate Championship (Classic)

RACE 5 - LAP CHART

Lap 11			Lap 12			Lap 13		
No	Behind	Laptime	No	Behind	Laptime	No	Behind	Laptime
99		1:40.016	99		1:39.951	99		1:41.502
85	0.269	1:39.852	85	0.051	1:39.733	85	0.418	1:41.869
88	0.940	1:40.624	88	0.697	1:39.708	88	1.536	1:42.341
75	1.360	1:39.816	75	2.919	1:41.510	86	1 LAP	1:53.844
73	2.155	1:41.011	73	3.042	1:40.838	73	5.579	1:44.039
76	2.292	1:40.310	74	3.996	1:40.559	75	7.384	1:45.967
74	3.388	1:39.832	82	18.009	1:43.088	74	7.442	1:44.948
82	14.872	1:41.848	80	19.541	1:41.451	82	18.691	1:42.184
80	18.041	1:40.695	83	50.428	1:45.610	80	19.202	1:41.163
83	44.769	1:43.982	92	50.684	1:45.172	83	55.866	1:46.940
92	45.463	1:44.195	91	57.084	1:47.050	92	56.207	1:47.025
91	49.985	1:45.822				91	1:01.484	1:45.902
86	1:32.827	1:48.011						

Weather / Track : Cloudy / Dry

Rockingham Int. Sportscar
Circuit Length = 1.9400 miles
Start: 15:52 End: 16:15

McMillan Motorsport Caterham Graduate Championship (Classic)

RACE 5 - LAP ANALYSIS

73	Graeme SMITH		Caterham 7				
1 -	1:50.228	+ 10.326	15:54:13.493	8 -	1:40.007	+ 0.105	16:05:56.494
2 -	1:41.040	+ 1.138	15:55:54.533	9 -	1:39.902		16:07:36.396
3 -	1:40.621	+ 0.719	15:57:35.154	10 -	1:40.145	+ 0.243	16:09:16.541
4 -	1:40.243	+ 0.341	15:59:15.397	11 -	1:41.011	+ 1.109	16:10:57.552
5 -	1:39.961	+ 0.059	16:00:55.358	12 -	1:40.838	+ 0.936	16:12:38.390
6 -	1:41.113	+ 1.211	16:02:36.471	13 -	1:44.039	+ 4.137	16:14:22.429
7 -	1:40.016	+ 0.114	16:04:16.487				
74	James RUSSELL		Caterham 7				
1 -	1:49.902	+ 10.070	15:54:13.167	8 -	1:40.106	+ 0.274	16:05:58.279
2 -	1:41.711	+ 1.879	15:55:54.878	9 -	1:40.192	+ 0.360	16:07:38.471
3 -	1:41.011	+ 1.179	15:57:35.889	10 -	1:40.482	+ 0.650	16:09:18.953
4 -	1:41.257	+ 1.425	15:59:17.146	11 -	1:39.832		16:10:58.785
5 -	1:40.322	+ 0.490	16:00:57.468	12 -	1:40.559	+ 0.727	16:12:39.344
6 -	1:40.553	+ 0.721	16:02:38.021	13 -	1:44.948	+ 5.116	16:14:24.292
7 -	1:40.152	+ 0.320	16:04:18.173				
75	Stuart THOMPSON		Caterham Classic Graduate				
1 -	1:50.700	+ 11.205	15:54:13.965	8 -	1:39.981	+ 0.486	16:05:57.554
2 -	1:41.305	+ 1.810	15:55:55.270	9 -	1:39.892	+ 0.397	16:07:37.446
3 -	1:41.001	+ 1.506	15:57:36.271	10 -	1:39.495		16:09:16.941
4 -	1:40.153	+ 0.658	15:59:16.424	11 -	1:39.816	+ 0.321	16:10:56.757
5 -	1:39.844	+ 0.349	16:00:56.268	12 -	1:41.510	+ 2.015	16:12:38.267
6 -	1:41.053	+ 1.558	16:02:37.321	13 -	1:45.967	+ 6.472	16:14:24.234
7 -	1:40.252	+ 0.757	16:04:17.573				
76	Amanda BLACK		Caterham 7				
1 -	1:50.940	+ 12.544	15:54:14.205	7 -	1:39.792	+ 1.396	16:04:17.266
2 -	1:41.450	+ 3.054	15:55:55.655	8 -	1:41.130	+ 2.734	16:05:58.396
3 -	1:41.107	+ 2.711	15:57:36.762	9 -	1:40.587	+ 2.191	16:07:38.983
4 -	1:40.570	+ 2.174	15:59:17.332	10 -	1:38.396		16:09:17.379
5 -	1:39.288	+ 0.892	16:00:56.620	11 -	1:40.310	+ 1.914	16:10:57.689
6 -	1:40.854	+ 2.458	16:02:37.474				
80	Trevor HARBER		Caterham 7				
1 -	1:54.108	+ 13.413	15:54:17.373	8 -	1:41.448	+ 0.753	16:06:09.874
2 -	1:42.687	+ 1.992	15:56:00.060	9 -	1:41.400	+ 0.705	16:07:51.274
3 -	1:42.018	+ 1.323	15:57:42.078	10 -	1:41.469	+ 0.774	16:09:32.743
4 -	1:42.091	+ 1.396	15:59:24.169	11 -	1:40.695		16:11:13.438
5 -	1:40.821	+ 0.126	16:01:04.990	12 -	1:41.451	+ 0.756	16:12:54.889
6 -	1:41.730	+ 1.035	16:02:46.720	13 -	1:41.163	+ 0.468	16:14:36.052
7 -	1:41.706	+ 1.011	16:04:28.426				
82	Matthew WILLOUGHBY		Caterham 7 Classic Graduate				
1 -	1:51.781	+ 10.681	15:54:15.046	8 -	1:41.665	+ 0.565	16:06:05.626
2 -	1:41.639	+ 0.539	15:55:56.685	9 -	1:41.565	+ 0.465	16:07:47.191
3 -	1:41.198	+ 0.098	15:57:37.883	10 -	1:41.230	+ 0.130	16:09:28.421
4 -	1:42.494	+ 1.394	15:59:20.377	11 -	1:41.848	+ 0.748	16:11:10.269
5 -	1:41.223	+ 0.123	16:01:01.600	12 -	1:43.088	+ 1.988	16:12:53.357
6 -	1:41.100		16:02:42.700	13 -	1:42.184	+ 1.084	16:14:35.541
7 -	1:41.261	+ 0.161	16:04:23.961				
83	Colin ROTHWELL		Caterham 7				
1 -	1:54.135	+ 11.056	15:54:17.400	8 -	1:43.373	+ 0.294	16:06:27.395
2 -	1:45.272	+ 2.193	15:56:02.672	9 -	1:44.473	+ 1.394	16:08:11.868
3 -	1:44.937	+ 1.858	15:57:47.609	10 -	1:44.316	+ 1.237	16:09:56.184
4 -	1:45.009	+ 1.930	15:59:32.618	11 -	1:43.982	+ 0.903	16:11:40.166
5 -	1:44.741	+ 1.662	16:01:17.359	12 -	1:45.610	+ 2.531	16:13:25.776
6 -	1:43.079		16:03:00.438	13 -	1:46.940	+ 3.861	16:15:12.716
7 -	1:43.584	+ 0.505	16:04:44.022				

Weather / Track : Cloudy / Dry

Rockingham Int. Sportscar
Circuit Length = 1.9400 miles
Start: 15:52 End: 16:15

McMillan Motorsport Caterham Graduate Championship (Classic)

RACE 5 - LAP ANALYSIS

85	Stuart HIGGINS		Caterham Seven				
1 -	1:48.343	+ 8.776	15:54:11.608	8 -	1:40.345	+ 0.778	16:05:55.810
2 -	1:40.632	+ 1.065	15:55:52.240	9 -	1:39.706	+ 0.139	16:07:35.516
3 -	1:40.874	+ 1.307	15:57:33.114	10 -	1:40.298	+ 0.731	16:09:15.814
4 -	1:40.651	+ 1.084	15:59:13.765	11 -	1:39.852	+ 0.285	16:10:55.666
5 -	1:40.688	+ 1.121	16:00:54.453	12 -	1:39.733	+ 0.166	16:12:35.399
6 -	1:41.445	+ 1.878	16:02:35.898	13 -	1:41.869	+ 2.302	16:14:17.268
7 -	1:39.567		16:04:15.465				
86	Darren GRAINGER		Caterham 7				
1 -	1:59.530	+ 11.988	15:54:22.795	7 -	1:48.183	+ 0.641	16:05:16.991
2 -	1:49.264	+ 1.722	15:56:12.059	8 -	1:47.542		16:07:04.533
3 -	1:48.485	+ 0.943	15:58:00.544	9 -	1:47.704	+ 0.162	16:08:52.237
4 -	1:49.913	+ 2.371	15:59:50.457	10 -	1:47.976	+ 0.434	16:10:40.213
5 -	1:49.519	+ 1.977	16:01:39.976	11 -	1:48.011	+ 0.469	16:12:28.224
6 -	1:48.832	+ 1.290	16:03:28.808	12 -	1:53.844	+ 6.302	16:14:22.068
88	Andrew OUTTERSIDE		Caterham 7				
1 -	1:49.413	+ 9.788	15:54:12.678	8 -	1:40.333	+ 0.708	16:05:55.351
2 -	1:40.033	+ 0.408	15:55:52.711	9 -	1:39.625		16:07:34.976
3 -	1:41.235	+ 1.610	15:57:33.946	10 -	1:40.737	+ 1.112	16:09:15.713
4 -	1:40.194	+ 0.569	15:59:14.140	11 -	1:40.624	+ 0.999	16:10:56.337
5 -	1:40.433	+ 0.808	16:00:54.573	12 -	1:39.708	+ 0.083	16:12:36.045
6 -	1:40.313	+ 0.688	16:02:34.886	13 -	1:42.341	+ 2.716	16:14:18.386
7 -	1:40.132	+ 0.507	16:04:15.018				
89	Graham SMITH		Caterham 7				
1 -	1:48.059	+ 6.008	15:54:11.324	4 -	1:42.619	+ 0.568	15:59:20.273
2 -	1:44.279	+ 2.228	15:55:55.603	5 -	1:43.195	+ 1.144	16:01:03.468
3 -	1:42.051		15:57:37.654	6 -	1:45.443	+ 3.392	16:02:48.911
90	Peter TATTERSALL		Caterham Seven Classic				
91	Nigel LIDDELL		Caterham 7				
1 -	1:53.794	+ 10.265	15:54:17.059	8 -	1:44.521	+ 0.992	16:06:30.220
2 -	1:46.672	+ 3.143	15:56:03.731	9 -	1:44.311	+ 0.782	16:08:14.531
3 -	1:45.079	+ 1.550	15:57:48.810	10 -	1:45.029	+ 1.500	16:09:59.560
4 -	1:45.198	+ 1.669	15:59:34.008	11 -	1:45.822	+ 2.293	16:11:45.382
5 -	1:43.989	+ 0.460	16:01:17.997	12 -	1:47.050	+ 3.521	16:13:32.432
6 -	1:43.529		16:03:01.526	13 -	1:45.902	+ 2.373	16:15:18.334
7 -	1:44.173	+ 0.644	16:04:45.699				
92	Robin WEBB		Caterham 7				
1 -	1:55.459	+ 12.177	15:54:18.724	8 -	1:43.282		16:06:26.647
2 -	1:44.892	+ 1.610	15:56:03.616	9 -	1:45.591	+ 2.309	16:08:12.238
3 -	1:43.993	+ 0.711	15:57:47.609	10 -	1:44.427	+ 1.145	16:09:56.665
4 -	1:45.426	+ 2.144	15:59:33.035	11 -	1:44.195	+ 0.913	16:11:40.860
5 -	1:43.346	+ 0.064	16:01:16.381	12 -	1:45.172	+ 1.890	16:13:26.032
6 -	1:43.435	+ 0.153	16:02:59.816	13 -	1:47.025	+ 3.743	16:15:13.057
7 -	1:43.549	+ 0.267	16:04:43.365				
99	David PEARSON		Caterham 7				
1 -	1:47.874	+ 8.075	15:54:11.139	8 -	1:40.133	+ 0.334	16:05:54.928
2 -	1:41.001	+ 1.202	15:55:52.140	9 -	1:40.216	+ 0.417	16:07:35.144
3 -	1:41.695	+ 1.896	15:57:33.835	10 -	1:40.237	+ 0.438	16:09:15.381
4 -	1:39.799		15:59:13.634	11 -	1:40.016	+ 0.217	16:10:55.397
5 -	1:41.261	+ 1.462	16:00:54.895	12 -	1:39.951	+ 0.152	16:12:35.348
6 -	1:39.814	+ 0.015	16:02:34.709	13 -	1:41.502	+ 1.703	16:14:16.850
7 -	1:40.086	+ 0.287	16:04:14.795				

Weather / Track : Cloudy / Dry

Rockingham Int. Sportscar
Circuit Length = 1.9400 miles
Start: 15:52 End: 16:15

McMillan Motorsport Caterham Graduate Championship (Classic)
RACE 12 - CLASSIFICATION

POS	NO	CL	NAME	ENTRY	LAPS	TIME	GAP	DIFF	MPH	BEST	ON
1	99		David PEARSON	Caterham 7	13	22:03.822			68.58	1:39.823	5
2	88		Andrew OUTTERSIDE	Caterham 7	13	22:08.003	4.181	4.181	68.36	1:39.911	5
3	85		Stuart HIGGINS	Caterham Seven	13	22:08.240	4.418	0.237	68.35	1:40.304	5
4	89		Graham SMITH	Caterham 7	13	22:08.657	4.835	0.417	68.33	1:40.628	5
5	75		Stuart THOMPSON	Caterham Classic Graduate	13	22:08.999	5.177	0.342	68.31	1:40.407	5
6	73		Graeme SMITH	Caterham 7	13	22:09.324	5.502	0.325	68.29	1:40.588	5
7	76		Amanda BLACK	Caterham 7	13	22:09.492	5.670	0.168	68.29	1:39.791	5
8	74		James RUSSELL	Caterham 7	13	22:10.075	6.253	0.583	68.26	1:40.911	10
9	80		Trevor HARBER	Caterham 7	13	22:10.738	6.916	0.663	68.22	1:40.676	10
10	82		Matthew WILLOUGHBY	Caterham 7 Classic Graduate	13	22:11.138	7.316	0.400	68.20	1:40.655	6
11	92		Robin WEBB	Caterham 7	13	22:39.469	35.647	28.331	66.78	1:43.280	10
12	83		Colin ROTHWELL	Caterham 7	13	22:46.441	42.619	6.972	66.44	1:43.043	9
13	90		Peter TATTERSALL	Caterham Seven Classic	13	22:49.028	45.206	2.587	66.31	1:41.728	10
14	91		Nigel LIDDELL	Caterham 7	13	23:05.663	1:01.841	16.635	65.52	1:44.889	12
15	86		Darren GRAINGER	Caterham 7	13	23:05.799	1:01.977	0.136	65.51	1:44.633	13

FASTEST LAP

76	Amanda BLACK	Caterham 7	5	1:39.791	69.98 mph	112.63 kph
----	--------------	------------	---	----------	-----------	------------

Weather / Track : Cloudy / Dry

These results are provisional until the conclusion of any judicial and technical matters.

Rockingham Int. Sportscar
 Circuit Length = 1.9400 miles
 Start: 14:59 End: 15:22

Clerk of Course :

Timekeeper :

McMillan Motorsport Caterham Graduate Championship (Classic)

RACE 12 - LAP CHART

Lap 1			Lap 2			Lap 3			Lap 4			Lap 5		
No	Behind	Laptime	No	Behind	Laptime	No	Behind	Laptime	No	Behind	Laptime	No	Behind	Laptime
89		1:48.203	99		1:41.655	99		1:40.948	89		1:41.541	99		1:39.823
99	0.395	1:48.598	89	0.387	1:42.437	89	0.363	1:40.924	99	0.228	1:42.132	89	0.577	1:40.628
74	0.831	1:49.034	73	0.671	1:41.654	73	0.938	1:41.215	73	0.350	1:41.316	73	0.887	1:40.588
73	1.067	1:49.270	74	1.416	1:42.635	85	1.290	1:40.615	85	0.930	1:41.544	85	1.183	1:40.304
85	1.492	1:49.695	85	1.623	1:42.181	74	1.809	1:41.341	75	1.443	1:40.794	75	1.799	1:40.407
88	2.066	1:50.269	75	2.124	1:41.698	88	2.268	1:40.681	74	2.090	1:42.185	88	2.424	1:39.911
75	2.476	1:50.679	88	2.535	1:42.519	75	2.553	1:41.377	88	2.564	1:42.200	76	2.591	1:39.791
76	2.810	1:51.013	82	3.139	1:41.652	82	3.843	1:41.652	76	2.851	1:40.808	74	3.337	1:41.298
82	3.537	1:51.740	76	3.232	1:42.472	76	3.947	1:41.663	82	3.702	1:41.763	82	4.478	1:40.827
80	4.159	1:52.362	80	3.842	1:41.733	80	4.754	1:41.860	80	4.290	1:41.440	80	5.454	1:41.215
91	6.730	1:54.933	92	9.125	1:43.959	92	11.811	1:43.634	92	13.344	1:43.437	92	16.777	1:43.484
83	6.978	1:55.181	91	10.682	1:46.002	83	14.251	1:44.368	83	16.875	1:44.528	90	20.639	1:43.338
92	7.216	1:55.419	83	10.831	1:45.903	91	15.797	1:46.063	90	17.352	1:43.281	83	22.070	1:45.246
90	8.408	1:56.611	90	12.253	1:45.895	90	15.975	1:44.670	91	19.095	1:45.202	91	23.994	1:44.950
86	8.941	1:57.144	86	12.721	1:45.830	86	16.519	1:44.746	86	19.327	1:44.712	86	24.108	1:44.832

Weather / Track : Cloudy / Dry

Rockingham Int. Sportscar
Circuit Length = 1.9400 miles
Start: 14:59 End: 15:22

McMillan Motorsport Caterham Graduate Championship (Classic)

RACE 12 - LAP CHART

Lap 6			Lap 7			Lap 8			Lap 9			Lap 10		
No	Behind	Laptime	No	Behind	Laptime	No	Behind	Laptime	No	Behind	Laptime	No	Behind	Laptime
99		1:40.253	99		1:40.540	99		1:40.870	99		1:41.264	99		1:40.578
85	2.139	1:41.209	89	4.010	1:42.168	89	4.837	1:41.697	85	4.681	1:40.854	85	5.677	1:41.574
89	2.382	1:42.058	85	4.098	1:42.499	85	5.091	1:41.863	89	5.133	1:41.560	89	5.988	1:41.433
73	2.811	1:42.177	73	4.344	1:42.073	73	5.335	1:41.861	88	5.793	1:41.399	88	6.276	1:41.061
75	3.295	1:41.749	75	4.723	1:41.968	88	5.658	1:41.496	73	6.049	1:41.978	73	6.822	1:41.351
88	3.658	1:41.487	88	5.032	1:41.914	75	6.075	1:42.222	75	6.753	1:41.942	76	6.974	1:40.479
76	3.816	1:41.478	76	5.181	1:41.905	74	6.325	1:41.711	76	7.073	1:41.898	75	7.492	1:41.317
74	4.402	1:41.318	74	5.484	1:41.622	76	6.439	1:42.128	74	7.711	1:42.650	74	8.044	1:40.911
82	4.880	1:40.655	82	6.205	1:41.865	82	7.173	1:41.838	82	8.176	1:42.267	80	8.592	1:40.676
80	6.238	1:41.037	80	6.579	1:40.881	80	7.874	1:42.165	80	8.494	1:41.884	82	9.787	1:42.189
92	20.199	1:43.675	92	23.397	1:43.738	92	26.487	1:43.960	92	29.141	1:43.918	92	31.843	1:43.280
90	23.962	1:43.576	90	27.489	1:44.067	90	30.068	1:43.449	90	31.190	1:42.386	90	32.340	1:41.728
83	25.318	1:43.501	83	28.676	1:43.898	83	31.346	1:43.540	83	33.125	1:43.043	83	36.099	1:43.552
86	32.668	1:48.813	91	38.537	1:46.256	86	43.521	1:45.589	86	48.464	1:46.207	91	53.739	1:45.617
91	32.821	1:49.080	86	38.802	1:46.674	91	43.655	1:45.988	91	48.700	1:46.309	86	54.179	1:46.293

Weather / Track : Cloudy / Dry

Rockingham Int. Sportscar
Circuit Length = 1.9400 miles
Start: 14:59 End: 15:22

McMillan Motorsport Caterham Graduate Championship (Classic)

RACE 12 - LAP CHART

Lap 11			Lap 12			Lap 13		
No	Behind	Laptime	No	Behind	Laptime	No	Behind	Laptime
99		1:41.397	99		1:41.698	99		1:44.066
88	6.598	1:41.719	85	5.991	1:41.033	88	4.181	1:41.809
85	6.656	1:42.376	88	6.438	1:41.538	85	4.418	1:42.493
89	7.014	1:42.423	89	6.805	1:41.489	89	4.835	1:42.096
73	7.513	1:42.088	73	7.712	1:41.897	75	5.177	1:41.046
75	8.169	1:42.074	75	8.197	1:41.726	73	5.502	1:41.856
76	8.575	1:42.998	76	8.328	1:41.451	76	5.670	1:41.408
74	9.059	1:42.412	74	8.434	1:41.073	74	6.253	1:41.885
80	9.343	1:42.148	80	8.851	1:41.206	80	6.916	1:42.131
82	9.891	1:41.501	82	9.178	1:40.985	82	7.316	1:42.204
92	33.846	1:43.400	90	34.689	1:42.144	92	35.647	1:44.235
90	34.243	1:43.300	92	35.478	1:43.330	83	42.619	1:45.745
83	38.207	1:43.505	83	40.940	1:44.431	90	45.206	1:54.583
91	57.386	1:45.044	91	1:00.577	1:44.889	91	1:01.841	1:45.330
86	58.043	1:45.261	86	1:01.410	1:45.065	86	1:01.977	1:44.633

Weather / Track : Cloudy / Dry

Rockingham Int. Sportscar
Circuit Length = 1.9400 miles
Start: 14:59 End: 15:22

McMillan Motorsport Caterham Graduate Championship (Classic)

RACE 12 - LAP ANALYSIS

73	Graeme SMITH		Caterham 7				
1 -	1:49.270	+ 8.682	15:01:09.775	8 -	1:41.861	+ 1.273	15:13:00.659
2 -	1:41.654	+ 1.066	15:02:51.429	9 -	1:41.978	+ 1.390	15:14:42.637
3 -	1:41.215	+ 0.627	15:04:32.644	10 -	1:41.351	+ 0.763	15:16:23.988
4 -	1:41.316	+ 0.728	15:06:13.960	11 -	1:42.088	+ 1.500	15:18:06.076
5 -	1:40.588		15:07:54.548	12 -	1:41.897	+ 1.309	15:19:47.973
6 -	1:42.177	+ 1.589	15:09:36.725	13 -	1:41.856	+ 1.268	15:21:29.829
7 -	1:42.073	+ 1.485	15:11:18.798				
74	James RUSSELL		Caterham 7				
1 -	1:49.034	+ 8.123	15:01:09.539	8 -	1:41.711	+ 0.800	15:13:01.649
2 -	1:42.635	+ 1.724	15:02:52.174	9 -	1:42.650	+ 1.739	15:14:44.299
3 -	1:41.341	+ 0.430	15:04:33.515	10 -	1:40.911		15:16:25.210
4 -	1:42.185	+ 1.274	15:06:15.700	11 -	1:42.412	+ 1.501	15:18:07.622
5 -	1:41.298	+ 0.387	15:07:56.998	12 -	1:41.073	+ 0.162	15:19:48.695
6 -	1:41.318	+ 0.407	15:09:38.316	13 -	1:41.885	+ 0.974	15:21:30.580
7 -	1:41.622	+ 0.711	15:11:19.938				
75	Stuart THOMPSON		Caterham Classic Graduate				
1 -	1:50.679	+ 10.272	15:01:11.184	8 -	1:42.222	+ 1.815	15:13:01.399
2 -	1:41.698	+ 1.291	15:02:52.882	9 -	1:41.942	+ 1.535	15:14:43.341
3 -	1:41.377	+ 0.970	15:04:34.259	10 -	1:41.317	+ 0.910	15:16:24.658
4 -	1:40.794	+ 0.387	15:06:15.053	11 -	1:42.074	+ 1.667	15:18:06.732
5 -	1:40.407		15:07:55.460	12 -	1:41.726	+ 1.319	15:19:48.458
6 -	1:41.749	+ 1.342	15:09:37.209	13 -	1:41.046	+ 0.639	15:21:29.504
7 -	1:41.968	+ 1.561	15:11:19.177				
76	Amanda BLACK		Caterham 7				
1 -	1:51.013	+ 11.222	15:01:11.518	8 -	1:42.128	+ 2.337	15:13:01.763
2 -	1:42.472	+ 2.681	15:02:53.990	9 -	1:41.898	+ 2.107	15:14:43.661
3 -	1:41.663	+ 1.872	15:04:35.653	10 -	1:40.479	+ 0.688	15:16:24.140
4 -	1:40.808	+ 1.017	15:06:16.461	11 -	1:42.998	+ 3.207	15:18:07.138
5 -	1:39.791		15:07:56.252	12 -	1:41.451	+ 1.660	15:19:48.589
6 -	1:41.478	+ 1.687	15:09:37.730	13 -	1:41.408	+ 1.617	15:21:29.997
7 -	1:41.905	+ 2.114	15:11:19.635				
80	Trevor HARBUR		Caterham 7				
1 -	1:52.362	+ 11.686	15:01:12.867	8 -	1:42.165	+ 1.489	15:13:03.198
2 -	1:41.733	+ 1.057	15:02:54.600	9 -	1:41.884	+ 1.208	15:14:45.082
3 -	1:41.860	+ 1.184	15:04:36.460	10 -	1:40.676		15:16:25.758
4 -	1:41.440	+ 0.764	15:06:17.900	11 -	1:42.148	+ 1.472	15:18:07.906
5 -	1:41.215	+ 0.539	15:07:59.115	12 -	1:41.206	+ 0.530	15:19:49.112
6 -	1:41.037	+ 0.361	15:09:40.152	13 -	1:42.131	+ 1.455	15:21:31.243
7 -	1:40.881	+ 0.205	15:11:21.033				
82	Matthew WILLOUGHBY		Caterham 7 Classic Graduate				
1 -	1:51.740	+ 11.085	15:01:12.245	8 -	1:41.838	+ 1.183	15:13:02.497
2 -	1:41.652	+ 0.997	15:02:53.897	9 -	1:42.267	+ 1.612	15:14:44.764
3 -	1:41.652	+ 0.997	15:04:35.549	10 -	1:42.189	+ 1.534	15:16:26.953
4 -	1:41.763	+ 1.108	15:06:17.312	11 -	1:41.501	+ 0.846	15:18:08.454
5 -	1:40.827	+ 0.172	15:07:58.139	12 -	1:40.985	+ 0.330	15:19:49.439
6 -	1:40.655		15:09:38.794	13 -	1:42.204	+ 1.549	15:21:31.643
7 -	1:41.865	+ 1.210	15:11:20.659				
83	Colin ROTHWELL		Caterham 7				
1 -	1:55.181	+ 12.138	15:01:15.686	8 -	1:43.540	+ 0.497	15:13:26.670
2 -	1:45.903	+ 2.860	15:03:01.589	9 -	1:43.043		15:15:09.713
3 -	1:44.368	+ 1.325	15:04:45.957	10 -	1:43.552	+ 0.509	15:16:53.265
4 -	1:44.528	+ 1.485	15:06:30.485	11 -	1:43.505	+ 0.462	15:18:36.770
5 -	1:45.246	+ 2.203	15:08:15.731	12 -	1:44.431	+ 1.388	15:20:21.201
6 -	1:43.501	+ 0.458	15:09:59.232	13 -	1:45.745	+ 2.702	15:22:06.946
7 -	1:43.898	+ 0.855	15:11:43.130				

Weather / Track : Cloudy / Dry

Rockingham Int. Sportscar
Circuit Length = 1.9400 miles
Start: 14:59 End: 15:22

McMillan Motorsport Caterham Graduate Championship (Classic)

RACE 12 - LAP ANALYSIS

85	Stuart HIGGINS		Caterham Seven				
1 -	1:49.695	+ 9.391	15:01:10.200	8 -	1:41.863	+ 1.559	15:13:00.415
2 -	1:42.181	+ 1.877	15:02:52.381	9 -	1:40.854	+ 0.550	15:14:41.269
3 -	1:40.615	+ 0.311	15:04:32.996	10 -	1:41.574	+ 1.270	15:16:22.843
4 -	1:41.544	+ 1.240	15:06:14.540	11 -	1:42.376	+ 2.072	15:18:05.219
5 -	1:40.304		15:07:54.844	12 -	1:41.033	+ 0.729	15:19:46.252
6 -	1:41.209	+ 0.905	15:09:36.053	13 -	1:42.493	+ 2.189	15:21:28.745
7 -	1:42.499	+ 2.195	15:11:18.552				
86	Darren GRAINGER		Caterham 7				
1 -	1:57.144	+ 12.511	15:01:17.649	8 -	1:45.589	+ 0.956	15:13:38.845
2 -	1:45.830	+ 1.197	15:03:03.479	9 -	1:46.207	+ 1.574	15:15:25.052
3 -	1:44.746	+ 0.113	15:04:48.225	10 -	1:46.293	+ 1.660	15:17:11.345
4 -	1:44.712	+ 0.079	15:06:32.937	11 -	1:45.261	+ 0.628	15:18:56.606
5 -	1:44.832	+ 0.199	15:08:17.769	12 -	1:45.065	+ 0.432	15:20:41.671
6 -	1:48.813	+ 4.180	15:10:06.582	13 -	1:44.633		15:22:26.304
7 -	1:46.674	+ 2.041	15:11:53.256				
88	Andrew OUTTERSIDE		Caterham 7				
1 -	1:50.269	+ 10.358	15:01:10.774	8 -	1:41.496	+ 1.585	15:13:00.982
2 -	1:42.519	+ 2.608	15:02:53.293	9 -	1:41.399	+ 1.488	15:14:42.381
3 -	1:40.681	+ 0.770	15:04:33.974	10 -	1:41.061	+ 1.150	15:16:23.442
4 -	1:42.200	+ 2.289	15:06:16.174	11 -	1:41.719	+ 1.808	15:18:05.161
5 -	1:39.911		15:07:56.085	12 -	1:41.538	+ 1.627	15:19:46.699
6 -	1:41.487	+ 1.576	15:09:37.572	13 -	1:41.809	+ 1.898	15:21:28.508
7 -	1:41.914	+ 2.003	15:11:19.486				
89	Graham SMITH		Caterham 7				
1 -	1:48.203	+ 7.575	15:01:08.708	8 -	1:41.697	+ 1.069	15:13:00.161
2 -	1:42.437	+ 1.809	15:02:51.145	9 -	1:41.560	+ 0.932	15:14:41.721
3 -	1:40.924	+ 0.296	15:04:32.069	10 -	1:41.433	+ 0.805	15:16:23.154
4 -	1:41.541	+ 0.913	15:06:13.610	11 -	1:42.423	+ 1.795	15:18:05.577
5 -	1:40.628		15:07:54.238	12 -	1:41.489	+ 0.861	15:19:47.066
6 -	1:42.058	+ 1.430	15:09:36.296	13 -	1:42.096	+ 1.468	15:21:29.162
7 -	1:42.168	+ 1.540	15:11:18.464				
90	Peter TATTERSALL		Caterham Seven Classic				
1 -	1:56.611	+ 14.883	15:01:17.116	8 -	1:43.449	+ 1.721	15:13:25.392
2 -	1:45.895	+ 4.167	15:03:03.011	9 -	1:42.386	+ 0.658	15:15:07.778
3 -	1:44.670	+ 2.942	15:04:47.681	10 -	1:41.728		15:16:49.506
4 -	1:43.281	+ 1.553	15:06:30.962	11 -	1:43.300	+ 1.572	15:18:32.806
5 -	1:43.338	+ 1.610	15:08:14.300	12 -	1:42.144	+ 0.416	15:20:14.950
6 -	1:43.576	+ 1.848	15:09:57.876	13 -	1:54.583	+ 12.855	15:22:09.533
7 -	1:44.067	+ 2.339	15:11:41.943				
91	Nigel LIDDELL		Caterham 7				
1 -	1:54.933	+ 10.044	15:01:15.438	8 -	1:45.988	+ 1.099	15:13:38.979
2 -	1:46.002	+ 1.113	15:03:01.440	9 -	1:46.309	+ 1.420	15:15:25.288
3 -	1:46.063	+ 1.174	15:04:47.503	10 -	1:45.617	+ 0.728	15:17:10.905
4 -	1:45.202	+ 0.313	15:06:32.705	11 -	1:45.044	+ 0.155	15:18:55.949
5 -	1:44.950	+ 0.061	15:08:17.655	12 -	1:44.889		15:20:40.838
6 -	1:49.080	+ 4.191	15:10:06.735	13 -	1:45.330	+ 0.441	15:22:26.168
7 -	1:46.256	+ 1.367	15:11:52.991				
92	Robin WEBB		Caterham 7				
1 -	1:55.419	+ 12.139	15:01:15.924	8 -	1:43.960	+ 0.680	15:13:21.811
2 -	1:43.959	+ 0.679	15:02:59.883	9 -	1:43.918	+ 0.638	15:15:05.729
3 -	1:43.634	+ 0.354	15:04:43.517	10 -	1:43.280		15:16:49.009
4 -	1:43.437	+ 0.157	15:06:26.954	11 -	1:43.400	+ 0.120	15:18:32.409
5 -	1:43.484	+ 0.204	15:08:10.438	12 -	1:43.330	+ 0.050	15:20:15.739
6 -	1:43.675	+ 0.395	15:09:54.113	13 -	1:44.235	+ 0.955	15:21:59.974
7 -	1:43.738	+ 0.458	15:11:37.851				

Weather / Track : Cloudy / Dry

Rockingham Int. Sportscar
Circuit Length = 1.9400 miles
Start: 14:59 End: 15:22

McMillan Motorsport Caterham Graduate Championship (Classic)

RACE 12 - LAP ANALYSIS

99 David PEARSON		Caterham 7					
1 -	1:48.598	+ 8.775	15:01:09.103	8 -	1:40.870	+ 1.047	15:12:55.324
2 -	1:41.655	+ 1.832	15:02:50.758	9 -	1:41.264	+ 1.441	15:14:36.588
3 -	1:40.948	+ 1.125	15:04:31.706	10 -	1:40.578	+ 0.755	15:16:17.166
4 -	1:42.132	+ 2.309	15:06:13.838	11 -	1:41.397	+ 1.574	15:17:58.563
5 -	1:39.823		15:07:53.661	12 -	1:41.698	+ 1.875	15:19:40.261
6 -	1:40.253	+ 0.430	15:09:33.914	13 -	1:44.066	+ 4.243	15:21:24.327
7 -	1:40.540	+ 0.717	15:11:14.454				

Weather / Track : Cloudy / Dry

Rockingham Int. Sportscar
 Circuit Length = 1.9400 miles
 Start: 14:59 End: 15:22



McMILLAN MOTORSPORT CATERHAM GRADUATE CHAMPIONSHIP (SUPER / SIGMA CLASS)

**Rockingham International
Sports Car Circuit**

19th / 20th May 2012



Results Provided by Timing Solutions Ltd
www.tsl-timing.com

McMillan Motorsport Caterham Graduate Championship (Super/Sigma)

QUALIFYING - RACE 1 - CLASSIFICATION

POS	NO	CL	NAME	ENTRY	TIME	ON	LAPS	GAP	DIFF	MPH
1	102	SUP	Dylan STANLEY	Caterham 7	1:57.895	7	7			59.23
2	122	SUP	Jon WOLFE	Caterham Super Graduate	1:58.466	6	7	0.571	0.571	58.95
3	104	SUP	Toby BRIANT	Caterham 7	1:59.004	7	7	1.109	0.538	58.68
4	123	SUP	Jonathan MILLER	Caterham 7	1:59.038	7	7	1.143	0.034	58.66
5	103	SUP	Neil SHINNER	Caterham 7	1:59.443	7	7	1.548	0.405	58.47
6	190	SIG	Simon PASHLEY	Caterham 7	2:00.611	7	7	2.716	1.168	57.90
7	107	SUP	Andy SKINNER	Caterham 7	2:00.712	6	6	2.817	0.101	57.85
8	109	SUP	Sean MIGHALL	Caterham 7	2:00.759	7	7	2.864	0.047	57.83
9	171	SIG	Ian ANDERSON	Caterham 7	2:01.222	5	5	3.327	0.463	57.61
10	159	SUP	Andy MOLSON	Caterham 7	2:01.783	7	7	3.888	0.561	57.34
11	128	SUP	Martin KAY	Caterham 7	2:02.208	7	7	4.313	0.425	57.14
12	199	SIG	Daniel SIVITER	Caterham Super 7	2:02.388	5	7	4.493	0.180	57.06
13	117	SUP	Roger FORD	Caterham 7	2:02.593	7	7	4.698	0.205	56.96
14	106	SUP	Charles ELLIOTT	Caterham 7	2:02.912	6	6	5.017	0.319	56.82
15	173	SIG	John GIL	Caterham 7	2:03.199	7	7	5.304	0.287	56.68
16	130	SUP	James POTTER	Caterham 7	2:04.038	6	6	6.143	0.839	56.30
17	167	SUP	Stephen CAPSEY	Caterham Super 7	2:04.581	6	6	6.686	0.543	56.05
18	120	SUP	John REAKS	Caterham 7	2:05.313	4	6	7.418	0.732	55.73
19	166	SUP	Barry WHITE	Caterham 7	2:05.653	6	6	7.758	0.340	55.58
20	155	SUP	Andrew SAGAR	Caterham 7	2:05.763	6	6	7.868	0.110	55.53
21	125	SUP	Stephen HIRONS	Caterham 7	2:05.975	6	6	8.080	0.212	55.43
22	112	SUP	Gareth CORDEY	Caterham 7	2:06.784	3	6	8.889	0.809	55.08
23	174	SIG	Andrew HAYTER	Caterham 7	2:08.071	6	6	10.176	1.287	54.53
24	131	SUP	Rob WINROW	Caterham 7	2:08.172	5	6	10.277	0.101	54.48
25	121	SUP	Richard ORMSON	Caterham Seven	2:12.012	6	6	14.117	3.840	52.90
26	175	SIG	Nick DYER	Caterham 7	2:12.095	5	5	14.200	0.083	52.87
27	184	SIG	Jonathan CLELAND	Lotus Caterham 7	2:16.222	5	5	18.327	4.127	51.26
28	164	SUP	Paul ELLIOTT	Caterham 7	2:20.689	2	6	22.794	4.467	49.64

Car 122, both transponders working.

Weather / Track : Cloudy / Wet

These results are provisional until the conclusion of any judicial and technical matters.

Rockingham Int. Sportscar
Circuit Length = 1.9400 miles
Start: 10:16 End: 10:35

Clerk of Course :	Timekeeper :
-------------------	--------------

McMillan Motorsport Caterham Graduate Championship (Super/Sigma)
QUALIFYING - RACE 1 - LAP ANALYSIS

102	Dylan STANLEY		SUP Caterham 7				
1 -	2:08.398	+ 10.503	10:22:04.336	5 -	1:58.079	+ 0.184	10:30:02.255
2 -	2:01.037	+ 3.142	10:24:05.373	6 -	1:58.513	+ 0.618	10:32:00.768
3 -	2:00.036	+ 2.141	10:26:05.409	7 -	1:57.895		10:33:58.663
4 -	1:58.767	+ 0.872	10:28:04.176				
103	Neil SHINNER		SUP Caterham 7				
1 -	2:07.046	+ 7.603	10:22:05.805	5 -	2:00.806	+ 1.363	10:30:12.921
2 -	2:01.850	+ 2.407	10:24:07.655	6 -	2:00.963	+ 1.520	10:32:13.884
3 -	2:02.561	+ 3.118	10:26:10.216	7 -	1:59.443		10:34:13.327
4 -	2:01.899	+ 2.456	10:28:12.115				
104	Toby BRIANT		SUP Caterham 7				
1 -	2:06.018	+ 7.014	10:21:37.440	5 -	2:00.062	+ 1.058	10:29:40.401
2 -	2:01.241	+ 2.237	10:23:38.681	6 -	1:59.979	+ 0.975	10:31:40.380
3 -	2:00.567	+ 1.563	10:25:39.248	7 -	1:59.004		10:33:39.384
4 -	2:01.091	+ 2.087	10:27:40.339				
106	Charles ELLIOTT		SUP Caterham 7				
1 -	2:08.920	+ 6.008	10:22:50.452	4 -	2:03.027	+ 0.115	10:29:01.842
2 -	2:03.892	+ 0.980	10:24:54.344	5 -	2:08.510	+ 5.598	10:31:10.352
3 -	2:04.471	+ 1.559	10:26:58.815	6 -	2:02.912		10:33:13.264
107	Andy SKINNER		SUP Caterham 7				
1 -	2:08.558	+ 7.846	10:22:43.886	4 -	2:03.051	+ 2.339	10:28:56.108
2 -	2:04.706	+ 3.994	10:24:48.592	5 -	2:02.415	+ 1.703	10:30:58.523
3 -	2:04.465	+ 3.753	10:26:53.057	6 -	2:00.712		10:32:59.235
109	Sean MIGHALL		SUP Caterham 7				
1 -	2:03.158	+ 2.399	10:21:32.845	5 -	2:07.548	+ 6.789	10:29:50.330
2 -	2:02.468	+ 1.709	10:23:35.313	6 -	2:05.572	+ 4.813	10:31:55.902
3 -	2:05.970	+ 5.211	10:25:41.283	7 -	2:00.759		10:33:56.661
4 -	2:01.499	+ 0.740	10:27:42.782				
112	Gareth CORDEY		SUP Caterham 7				
1 -	2:12.860	+ 6.076	10:22:07.749	4 -	2:07.717	+ 0.933	10:28:29.737
2 -	2:07.487	+ 0.703	10:24:15.236	5 -	2:07.725	+ 0.941	10:30:37.462
3 -	2:06.784		10:26:22.020	6 -	2:07.312	+ 0.528	10:32:44.774
117	Roger FORD		SUP Caterham 7				
1 -	2:10.208	+ 7.615	10:21:59.057	5 -	2:05.526	+ 2.933	10:30:23.001
2 -	2:06.805	+ 4.212	10:24:05.862	6 -	2:06.878	+ 4.285	10:32:29.879
3 -	2:06.761	+ 4.168	10:26:12.623	7 -	2:02.593		10:34:32.472
4 -	2:04.852	+ 2.259	10:28:17.475				
120	John REAKS		SUP Caterham 7				
1 -	2:09.539	+ 4.226	10:22:08.223	4 -	2:05.313		10:28:37.860
2 -	2:07.607	+ 2.294	10:24:15.830	5 -	2:21.981	+ 16.668	10:30:59.841
3 -	2:16.717	+ 11.404	10:26:32.547	6 -	2:06.821	+ 1.508	10:33:06.662
121	Richard ORMSON		SUP Caterham Seven				
1 -	2:22.502	+ 10.490	10:22:11.919	4 -	2:17.254	+ 5.242	10:29:01.858
2 -	2:16.661	+ 4.649	10:24:28.580	5 -	2:15.489	+ 3.477	10:31:17.347
3 -	2:16.024	+ 4.012	10:26:44.604	6 -	2:12.012		10:33:29.359
122	Jon WOLFE		SUP Caterham Super Graduate				
1 -	2:04.491	+ 6.025	10:22:25.786	5 -	1:59.837	+ 1.371	10:30:29.320
2 -	2:01.701	+ 3.235	10:24:27.487	6 -	1:58.466		10:32:27.786
3 -	2:01.396	+ 2.930	10:26:28.883	7 -	2:00.430	+ 1.964	10:34:28.216
4 -	2:00.600	+ 2.134	10:28:29.483				

Car 122, both transponders working.

Weather / Track : Cloudy / Wet

Rockingham Int. Sportscar
 Circuit Length = 1.9400 miles
 Start: 10:16 End: 10:35

McMillan Motorsport Caterham Graduate Championship (Super/Sigma)

QUALIFYING - RACE 1 - LAP ANALYSIS

123	Jonathan MILLER		SUP Caterham 7				
1 -	2:05.113	+ 6.075	10:21:54.247	5 -	2:00.784	+ 1.746	10:30:00.715
2 -	2:02.049	+ 3.011	10:23:56.296	6 -	2:01.496	+ 2.458	10:32:02.211
3 -	2:01.595	+ 2.557	10:25:57.891	7 -	1:59.038		10:34:01.249
4 -	2:02.040	+ 3.002	10:27:59.931				
125	Stephen HIRONS		SUP Caterham 7				
1 -	2:35.293	+ 29.318	10:23:07.712	4 -	2:08.388	+ 2.413	10:29:38.958
2 -	2:12.073	+ 6.098	10:25:19.785	5 -	2:06.536	+ 0.561	10:31:45.494
3 -	2:10.785	+ 4.810	10:27:30.570	6 -	2:05.975		10:33:51.469
128	Martin KAY		SUP Caterham 7				
1 -	2:06.180	+ 3.972	10:21:48.304	5 -	2:04.578	+ 2.370	10:30:03.039
2 -	2:02.618	+ 0.410	10:23:50.922	6 -	2:06.867	+ 4.659	10:32:09.906
3 -	2:04.742	+ 2.534	10:25:55.664	7 -	2:02.208		10:34:12.114
4 -	2:02.797	+ 0.589	10:27:58.461				
130	James POTTER		SUP Caterham 7				
1 -	2:17.204	+ 13.166	10:22:53.017	4 -	2:07.375	+ 3.337	10:29:16.578
2 -	2:09.574	+ 5.536	10:25:02.591	5 -	2:19.900	+ 15.862	10:31:36.478
3 -	2:06.612	+ 2.574	10:27:09.203	6 -	2:04.038		10:33:40.516
131	Rob WINROW		SUP Caterham 7				
1 -	2:18.941	+ 10.769	10:22:57.633	4 -	2:09.222	+ 1.050	10:29:43.811
2 -	2:25.702	+ 17.530	10:25:23.335	5 -	2:08.172		10:31:51.983
3 -	2:11.254	+ 3.082	10:27:34.589	6 -	2:09.576	+ 1.404	10:34:01.559
155	Andrew SAGAR		SUP Caterham 7				
1 -	2:33.369	+ 27.606	10:22:13.858	4 -	2:08.297	+ 2.534	10:28:44.111
2 -	2:11.658	+ 5.895	10:24:25.516	5 -	2:05.974	+ 0.211	10:30:50.085
3 -	2:10.298	+ 4.535	10:26:35.814	6 -	2:05.763		10:32:55.848
159	Andy MOLSON		SUP Caterham 7				
1 -	2:08.950	+ 7.167	10:21:45.262	5 -	2:02.944	+ 1.161	10:30:03.956
2 -	2:04.870	+ 3.087	10:23:50.132	6 -	2:04.710	+ 2.927	10:32:08.666
3 -	2:05.207	+ 3.424	10:25:55.339	7 -	2:01.783		10:34:10.449
4 -	2:05.673	+ 3.890	10:28:01.012				
164	Paul ELLIOTT		SUP Caterham 7				
1 -	2:28.642	+ 7.953	10:23:02.851	4 -	2:23.654	+ 2.965	10:30:11.133
2 -	2:20.689		10:25:23.540	5 -	2:21.231	+ 0.542	10:32:32.364
3 -	2:23.939	+ 3.250	10:27:47.479	6 -	2:22.345	+ 1.656	10:34:54.709
166	Barry WHITE		SUP Caterham 7				
1 -	2:14.640	+ 8.987	10:22:20.712	4 -	2:06.646	+ 0.993	10:28:44.949
2 -	2:08.261	+ 2.608	10:24:28.973	5 -	2:07.137	+ 1.484	10:30:52.086
3 -	2:09.330	+ 3.677	10:26:38.303	6 -	2:05.653		10:32:57.739
167	Stephen CAPSEY		SUP Caterham Super 7				
1 -	2:12.746	+ 8.165	10:22:24.070	4 -	2:05.919	+ 1.338	10:28:46.671
2 -	2:08.982	+ 4.401	10:24:33.052	5 -	2:07.732	+ 3.151	10:30:54.403
3 -	2:07.700	+ 3.119	10:26:40.752	6 -	2:04.581		10:32:58.984
171	Ian ANDERSON		SIG Caterham 7				
1 -	2:01.864	+ 0.642	10:22:29.795	4 -	2:01.679	+ 0.457	10:28:38.817
2 -	2:02.364	+ 1.142	10:24:32.159	5 -	2:01.222		10:30:40.039
3 -	2:04.979	+ 3.757	10:26:37.138				
173	John GIL		SIG Caterham 7				
1 -	2:09.053	+ 5.854	10:21:59.635	5 -	2:04.720	+ 1.521	10:30:23.073

Car 122, both transponders working.

Weather / Track : Cloudy / Wet

Rockingham Int. Sportscar
Circuit Length = 1.9400 miles
Start: 10:16 End: 10:35

McMillan Motorsport Caterham Graduate Championship (Super/Sigma)
QUALIFYING - RACE 1 - LAP ANALYSIS

2 -	2:09.605	+ 6.406	10:24:09.240	6 -	2:03.600	+ 0.401	10:32:26.673
3 -	2:04.986	+ 1.787	10:26:14.226	7 -	2:03.199		10:34:29.872
4 -	2:04.127	+ 0.928	10:28:18.353				
174	Andrew HAYTER		SIG Caterham 7				
1 -	2:14.768	+ 6.697	10:22:43.724	4 -	2:10.128	+ 2.057	10:29:18.058
2 -	2:13.463	+ 5.392	10:24:57.187	5 -	2:11.817	+ 3.746	10:31:29.875
3 -	2:10.743	+ 2.672	10:27:07.930	6 -	2:08.071		10:33:37.946
175	Nick DYER		SIG Caterham 7				
1 -	2:28.295	+ 16.200	10:23:05.196	4 -	2:15.820	+ 3.725	10:29:58.016
2 -	2:19.150	+ 7.055	10:25:24.346	5 -	2:12.095		10:32:10.111
3 -	2:17.850	+ 5.755	10:27:42.196				
184	Jonathan CLELAND		SIG Lotus Caterham 7				
1 -	2:23.268	+ 7.046	10:23:41.778	4 -	2:18.077	+ 1.855	10:30:39.453
2 -	2:21.151	+ 4.929	10:26:02.929	5 -	2:16.222		10:32:55.675
3 -	2:18.447	+ 2.225	10:28:21.376				
190	Simon PASHLEY		SIG Caterham 7				
1 -	2:05.308	+ 4.697	10:21:56.456	5 -	2:01.284	+ 0.673	10:30:05.176
2 -	2:03.206	+ 2.595	10:23:59.662	6 -	2:00.959	+ 0.348	10:32:06.135
3 -	2:02.210	+ 1.599	10:26:01.872	7 -	2:00.611		10:34:06.746
4 -	2:02.020	+ 1.409	10:28:03.892				
199	Daniel SIVITER		SIG Caterham Super 7				
1 -	2:07.528	+ 5.140	10:21:59.791	5 -	2:02.388		10:30:32.996
2 -	2:20.619	+ 18.231	10:24:20.410	6 -	2:03.081	+ 0.693	10:32:36.077
3 -	2:05.554	+ 3.166	10:26:25.964	7 -	2:06.991	+ 4.603	10:34:43.068
4 -	2:04.644	+ 2.256	10:28:30.608				

Car 122, both transponders working.

Weather / Track : Cloudy / Wet

Rockingham Int. Sportscar
 Circuit Length = 1.9400 miles
 Start: 10:16 End: 10:35

McMillan Motorsport Caterham Graduate Championship (Super/Sigma)

RACE 1 - GRID

ROW 16		2:16.222 184 Jonathan CLELAND	
ROW 15	2:12.095 175 Nick DYER		2:08.071 174 Andrew HAYTER
ROW 14	2:03.199 173 John GIL	2:02.388 199 Daniel SIVITER	
ROW 13	2:01.222 171 Ian ANDERSON		2:00.611 190 Simon PASHLEY
ROW 12			
ROW 11			2:20.689 164 Paul ELLIOTT
ROW 10	2:12.012 121 Richard ORMSON	2:08.172 131 Rob WINROW	
ROW 9	2:06.784 112 Gareth CORDEY		2:05.975 125 Stephen HIRONS
ROW 8	2:05.763 155 Andrew SAGAR	2:05.653 166 Barry WHITE	
ROW 7	2:05.313 120 John REAKS		2:04.581 167 Stephen CAPSEY
ROW 6	2:04.038 130 James POTTER	2:02.912 106 Charles ELLIOTT	
ROW 5	2:02.593 117 Roger FORD		2:02.208 128 Martin KAY
ROW 4	2:01.783 159 Andy MOLSON	2:00.759 109 Sean MIGHALL	
ROW 3	2:00.712 107 Andy SKINNER		1:59.443 103 Neil SHINNER
ROW 2	1:59.038 123 Jonathan MILLER	1:59.004 104 Toby BRIANT	
ROW 1	1:58.466 122 Jon WOLFE		1:57.895 102 Dylan STANLEY

Pole




Rockingham Int. Sportscar
Circuit Length = 1.9400 miles

These results are provisional until the conclusion of any judicial and technical matters.

Clerk of Course :		Timekeeper :
-------------------	--	--------------

McMillan Motorsport Caterham Graduate Championship (Super/Sigma)

RACE 8 - GRID - AMENDED

ROW 14	2:18.077 184 Jonathan CLELAND	2:15.820 175 Nick DYER
ROW 13	2:10.128 174 Andrew HAYTER	2:03.081 199 Daniel SIVITER
ROW 12	2:01.679 171 Ian ANDERSON	2:00.959 190 Simon PASHLEY
ROW 11		
ROW 10	2:21.231 164 Paul ELLIOTT	2:15.489 121 Richard ORMSON
ROW 9	2:07.312 112 Gareth CORDEY	2:06.821 120 John REAKS
ROW 8	2:06.646 166 Barry WHITE	2:06.612 130 James POTTER
ROW 7	2:06.536 125 Stephen HIRONS	2:05.974 155 Andrew SAGAR
ROW 6	2:05.919 167 Stephen CAPSEY	2:03.081 117 Roger FORD
ROW 5	2:03.027 106 Charles ELLIOTT	2:02.944 159 Andy MOLSOM
ROW 4	2:02.618 128 Martin KAY	2:01.679 107 Andy SKINNER
ROW 3	2:01.499 109 Sean MIGHALL	2:00.806 103 Neil SHINNER
ROW 2	2:00.784 123 Jonathan MILLER	1:59.979 104 Toby BRIANT
ROW 1	1:59.837 122 Jon WOLFE	1:58.079 102 Dylan STANLEY
Pole		
		

Cars 131 & 173 withdrawn from race

Rockingham Int. Sports car
Circuit Length = 1.9400 miles

These results are provisional until the conclusion of any judicial and technical matters.

Clerk of Course :		Timekeeper :

McMillan Motorsport Caterham Graduate Championship (Super/Sigma)

RACE 1 - CLASSIFICATION

POS	NO	CL	NAME	ENTRY	LAPS	TIME	GAP	DIFF	MPH	BEST	ON
1	104	SUP	Toby BRIANT	Caterham 7	13	22:30.676			67.21	1:39.630	11
2	103	SUP	Neil SHINNER	Caterham 7	13	22:34.550	3.874	3.874	67.02	1:39.932	11
3	102	SUP	Dylan STANLEY	Caterham 7	13	22:34.563	3.887	0.013	67.02	1:38.837	12
4	122	SUP	Jon WOLFE	Caterham Super Graduate	13	22:35.327	4.651	0.764	66.98	1:40.463	11
5	109	SUP	Sean MIGHALL	Caterham 7	13	22:36.945	6.269	1.618	66.90	1:39.491	12
6	123	SUP	Jonathan MILLER	Caterham 7	13	22:43.313	12.637	6.368	66.59	1:39.357	10
7	130	SUP	James POTTER	Caterham 7	13	22:46.886	16.210	3.573	66.42	1:41.227	9
8	107	SUP	Andy SKINNER	Caterham 7	13	22:47.084	16.408	0.198	66.41	1:41.406	12
9	159	SUP	Andy MOLSOM	Caterham 7	13	22:56.386	25.710	9.302	65.96	1:42.229	12
10	128	SUP	Martin KAY	Caterham 7	13	22:56.683	26.007	0.297	65.94	1:41.980	12
11	167	SUP	Stephen CAPSEY	Caterham Super 7	13	23:19.733	49.057	23.050	64.86	1:41.134	12
12	125	SUP	Stephen HIRONS	Caterham 7	13	23:20.772	50.096	1.039	64.81	1:42.061	13
13	106	SUP	Charles ELLIOTT	Caterham 7	13	23:20.979	50.303	0.207	64.80	1:42.164	13
14	171	SIG	Ian ANDERSON	Caterham 7	13	23:22.580	51.904	1.601	64.73	1:41.785	13
15	190	SIG	Simon PASHLEY	Caterham 7	13	23:22.787	52.111	0.207	64.72	1:42.668	13
16	112	SUP	Gareth CORDEY	Caterham 7	13	23:24.321	53.645	1.534	64.65	1:42.196	12
17	117	SUP	Roger FORD	Caterham 7	13	23:26.685	56.009	2.364	64.54	1:42.229	13
18	199	SIG	Daniel SIVITER	Caterham Super 7	13	23:26.896	56.220	0.211	64.53	1:41.387	12
19	155	SUP	Andrew SAGAR	Caterham 7	13	23:28.181	57.505	1.285	64.47	1:42.843	10
20	174	SIG	Andrew HAYTER	Caterham 7	13	23:34.430	1:03.754	6.249	64.18	1:42.488	10
21	166	SUP	Barry WHITE	Caterham 7	13	23:35.389	1:04.713	0.959	64.14	1:42.919	13
22	120	SUP	John REAKS	Caterham 7	13	24:02.633	1:31.957	27.244	62.93	1:46.172	13
23	164	SUP	Paul ELLIOTT	Caterham 7	12	23:19.509	1 lap	1 lap	59.88	1:52.850	12
24	121	SUP	Richard ORMSON	Caterham Seven	12	23:32.147	1 lap	12.638	59.34	1:52.010	10
25	175	SIG	Nick DYER	Caterham 7	12	23:47.258	1 lap	15.111	58.71	1:50.313	12
26	184	SIG	Jonathan CLELAND	Lotus Caterham 7	11	22:33.861	2 laps	1 lap	56.74	1:55.443	10
NOT CLASSIFIED											
DNF	131	SUP	Rob WINROW	Caterham 7	2	4:37.980	11 laps	9 laps	50.24	2:30.776	2
DNF	173	SIG	John GIL	Caterham 7	1	2:12.142	12 laps	1 lap	52.85		
FASTEST LAP											
	102	SUP	Dylan STANLEY	Caterham 7	12	1:38.837		70.66 mph		113.71 kph	
	199	SIG	Daniel SIVITER	Caterham Super 7	12	1:41.387		68.88 mph		110.85 kph	

Weather / Track : Cloudy / Damp

These results are provisional until the conclusion of any judicial and technical matters.

Rockingham Int. Sportscar
Circuit Length = 1.9400 miles
Start: 13:33 End: 13:57

Clerk of Course :		Timekeeper :	
-------------------	--	--------------	--

McMillan Motorsport Caterham Graduate Championship (Super/Sigma)

RACE 1 - LAP CHART

Lap 1			Lap 2			Lap 3			Lap 4			Lap 5		
No	Behind	Laptime	No	Behind	Laptime	No	Behind	Laptime	No	Behind	Laptime	No	Behind	Laptime
122		1:53.580	102		1:46.612	122		1:46.013	122		1:44.208	122		1:43.943
102	0.379	1:53.959	122	0.243	1:47.234	102	0.454	1:46.710	102	0.115	1:43.869	102	0.583	1:44.411
107	1.203	1:54.783	104	2.042	1:46.815	104	1.646	1:45.860	104	1.648	1:44.210	104	1.426	1:43.721
123	1.419	1:54.999	123	2.352	1:47.924	123	2.051	1:45.955	123	1.859	1:44.016	123	1.593	1:43.677
104	2.218	1:55.798	107	3.769	1:49.557	107	3.885	1:46.372	103	4.859	1:44.495	103	4.687	1:43.771
130	3.110	1:56.690	109	3.959	1:47.789	103	4.572	1:46.050	107	5.681	1:46.004	107	7.150	1:45.412
109	3.161	1:56.741	103	4.778	1:47.449	109	4.675	1:46.972	130	7.050	1:45.303	130	7.562	1:44.455
103	4.320	1:57.900	130	5.130	1:49.011	130	5.955	1:47.081	109	8.433	1:47.966	109	8.007	1:43.517
159	5.939	1:59.519	159	8.369	1:49.421	159	10.182	1:48.069	159	12.329	1:46.355	159	13.390	1:45.004
155	6.357	1:59.937	117	12.883	1:51.799	128	13.626	1:46.588	128	14.773	1:45.355	128	14.192	1:43.362
117	8.075	2:01.655	128	13.294	1:50.400	117	16.924	1:50.297	117	23.243	1:50.527	117	29.166	1:49.866
106	8.472	2:02.052	106	13.998	1:52.517	106	17.472	1:49.730	106	23.407	1:50.143	106	29.872	1:50.408
128	9.885	2:03.465	125	19.170	1:53.113	125	21.669	1:48.755	125	25.490	1:48.029	125	30.675	1:49.128
112	10.932	2:04.512	112	19.975	1:56.034	112	23.513	1:49.794	112	27.588	1:48.283	190	31.425	1:47.518
166	12.137	2:05.717	167	21.299	1:54.397	190	24.685	1:48.579	190	27.850	1:47.373	167	31.522	1:46.945
120	12.359	2:05.939	190	22.362	1:52.460	167	24.792	1:49.749	167	28.520	1:47.936	112	32.628	1:48.983
125	13.048	2:06.628	166	23.079	1:57.933	155	27.928	1:50.127	171	31.172	1:46.804	171	33.377	1:46.148
131	13.624	2:07.204	120	23.126	1:57.758	171	28.576	1:50.339	155	33.502	1:49.782	155	38.114	1:48.555
167	13.893	2:07.473	155	24.057	2:04.691	199	29.674	1:48.639	166	34.015	1:47.681	166	38.757	1:48.685
190	16.893	2:10.473	171	24.493	1:52.801	166	30.542	1:53.719	120	40.146	1:52.495	199	45.336	1:47.018
164	17.039	2:10.619	199	27.291	1:53.232	120	31.859	1:54.989	199	42.261	1:56.795	174	45.804	1:46.475
121	18.190	2:11.770	164	28.508	1:58.460	174	35.883	1:52.799	174	43.272	1:51.597	120	46.705	1:50.502
173	18.562	2:12.142	174	29.340	1:53.657	164	40.198	1:57.946	164	52.407	1:56.417	164	1:02.880	1:54.416
171	18.683	2:12.263	121	30.965	1:59.766	121	43.764	1:59.055	121	57.892	1:58.336	121	1:08.501	1:54.552
199	21.050	2:14.630	175	37.740	1:59.046	175	1:12.242	2:20.758	175	1:26.902	1:58.868	175	1:38.603	1:55.644
174	22.674	2:16.254	184	52.942	2:07.737	184	1:14.388	2:07.702	184	1:28.901	1:58.721			
175	25.685	2:19.265	131	57.409	2:30.776									
184	32.196	2:25.776												

Weather / Track : Cloudy / Damp

Rockingham Int. Sportscar
Circuit Length = 1.9400 miles
Start: 13:33 End: 13:57

McMillan Motorsport Caterham Graduate Championship (Super/Sigma)

RACE 1 - LAP CHART

Lap 6			Lap 7			Lap 8			Lap 9			Lap 10		
No	Behind	Laptime	No	Behind	Laptime	No	Behind	Laptime	No	Behind	Laptime	No	Behind	Laptime
122		1:42.924	102		1:43.299	102		1:42.768	102		1:39.964	102		1:40.287
102	0.079	1:42.420	122	0.793	1:44.171	123	1.140	1:43.061	123	1.149	1:39.973	123	0.219	1:39.357
104	0.891	1:42.389	123	0.847	1:43.106	122	1.674	1:43.649	122	2.575	1:40.865	103	3.682	1:41.037
123	1.119	1:42.450	104	1.512	1:43.999	104	2.207	1:43.463	103	2.932	1:40.298	104	5.209	1:41.396
184	1 LAP	2:00.924	103	2.241	1:42.002	103	2.598	1:43.125	104	4.100	1:41.857	122	9.002	1:46.714
103	3.617	1:41.854	175	1 LAP	1:56.183	109	9.852	1:43.372	121	1 LAP	1:56.925	109	12.729	1:41.279
107	8.795	1:44.569	109	9.248	1:43.769	130	11.820	1:43.522	109	11.737	1:41.849	164	1 LAP	1:56.637
109	8.857	1:43.774	107	9.963	1:44.546	107	12.419	1:45.224	130	13.083	1:41.227	130	14.833	1:42.037
130	9.382	1:44.744	130	11.066	1:45.062	159	18.137	1:44.210	107	15.021	1:42.566	107	17.650	1:42.916
159	14.864	1:44.398	159	16.695	1:45.209	128	18.784	1:44.739	159	21.199	1:43.026	159	23.541	1:42.629
128	15.742	1:44.474	128	16.813	1:44.449	175	1 LAP	1:55.656	128	21.447	1:42.627	128	23.867	1:42.707
125	34.404	1:46.653	184	1 LAP	2:03.130	184	1 LAP	1:55.709	175	1 LAP	1:51.799	121	1 LAP	1:58.663
106	34.749	1:47.801	125	37.196	1:46.170	125	38.425	1:43.997	125	42.215	1:43.754	175	1 LAP	1:52.367
190	35.578	1:47.077	106	37.750	1:46.379	190	39.120	1:43.282	190	43.120	1:43.964	125	45.878	1:43.950
117	36.693	1:50.451	190	38.606	1:46.406	106	39.828	1:44.846	106	43.543	1:43.679	190	46.184	1:43.351
171	36.905	1:46.452	167	39.350	1:45.479	167	40.459	1:43.877	167	44.097	1:43.602	167	46.452	1:42.642
167	37.249	1:48.651	171	39.430	1:45.903	171	41.459	1:44.797	171	45.279	1:43.784	106	47.061	1:43.805
112	38.272	1:48.568	117	40.135	1:46.820	117	42.240	1:44.873	117	46.914	1:44.638	171	47.938	1:42.946
155	41.672	1:46.482	112	41.180	1:46.286	112	42.942	1:44.530	155	47.584	1:44.165	117	49.233	1:42.606
166	42.627	1:46.794	155	43.244	1:44.950	155	43.383	1:42.907	112	48.682	1:45.704	155	50.140	1:42.843
199	47.545	1:45.133	166	45.503	1:46.254	166	48.123	1:45.388	199	53.630	1:43.504	112	51.055	1:42.660
174	48.317	1:45.437	199	49.759	1:45.592	199	50.090	1:43.099	174	55.317	1:44.426	199	55.426	1:42.083
120	51.710	1:47.929	174	50.380	1:45.441	174	50.855	1:43.243	166	55.618	1:47.459	174	57.518	1:42.488
164	1:14.799	1:54.843	120	57.625	1:49.293	120	1:04.558	1:49.701	184	1 LAP	2:02.823	166	59.753	1:44.422
121	1:20.914	1:55.337	164	1:25.955	1:54.534	164	1:36.666	1:53.479	120	1:12.519	1:47.925	184	1 LAP	1:56.639
			121	1:34.197	1:56.661							120	1:19.549	1:47.317

Weather / Track : Cloudy / Damp

Rockingham Int. Sportscar
Circuit Length = 1.9400 miles
Start: 13:33 End: 13:57

McMillan Motorsport Caterham Graduate Championship (Super/Sgima)

RACE 1 - LAP CHART

Lap 11			Lap 12			Lap 13		
No	Behind	Laptime	No	Behind	Laptime	No	Behind	Laptime
103		1:39.932	123		1:40.319	104		1:41.268
123	0.024	1:43.419	103	0.432	1:40.775	184	2 LAPS	1:59.257
104	1.225	1:39.630	104	1.152	1:40.270	103	3.874	1:45.862
122	5.851	1:40.463	102	5.594	1:38.837	102	3.887	1:40.713
102	7.100	1:50.714	122	6.124	1:40.616	122	4.651	1:40.947
109	9.302	1:40.187	109	8.450	1:39.491	109	6.269	1:40.239
130	13.552	1:42.333	130	16.130	1:42.921	123	12.637	1:55.057
107	15.775	1:41.739	107	16.838	1:41.406	130	16.210	1:42.500
159	23.294	1:43.367	159	25.180	1:42.229	107	16.408	1:41.990
128	24.081	1:43.828	128	25.718	1:41.980	159	25.710	1:42.950
164	1 LAP	1:56.400	164	1 LAP	1:52.908	128	26.007	1:42.709
121	1 LAP	1:52.010	121	1 LAP	1:52.428	164	1 LAP	1:52.850
190	46.399	1:43.829	167	47.262	1:41.134	167	49.057	1:44.215
167	46.471	1:43.633	125	50.455	1:43.811	125	50.096	1:42.061
125	46.987	1:44.723	106	50.559	1:42.690	106	50.303	1:42.164
106	48.212	1:44.765	190	51.863	1:45.807	171	51.904	1:41.785
171	48.487	1:44.163	171	52.539	1:44.395	190	52.111	1:42.668
117	49.330	1:43.711	112	53.714	1:42.196	112	53.645	1:42.351
112	51.861	1:44.420	199	54.997	1:41.387	117	56.009	1:42.229
155	52.732	1:46.206	117	56.200	1:47.213	199	56.220	1:43.643
199	53.953	1:42.141	155	56.476	1:44.087	155	57.505	1:43.449
175	1 LAP	1:54.903	174	1:01.721	1:44.564	121	1 LAP	1:56.644
174	57.500	1:43.596	166	1:04.214	1:44.590	174	1:03.754	1:44.453
166	59.967	1:43.828	175	1 LAP	1:52.456	166	1:04.713	1:42.919
120	1:22.192	1:46.257	120	1:28.205	1:46.356	175	1 LAP	1:50.313
184	1 LAP	1:55.443				120	1:31.957	1:46.172

Weather / Track : Cloudy / Damp

Rockingham Int. Sportscar
Circuit Length = 1.9400 miles
Start: 13:33 End: 13:57

McMillan Motorsport Caterham Graduate Championship (Super/Sigma)

RACE 1 - LAP ANALYSIS

102	Dylan STANLEY		SUP Caterham 7				
1 -	1:53.959	+ 15.122	13:35:10.990	8 -	1:42.768	+ 3.931	13:47:21.079
2 -	1:46.612	+ 7.775	13:36:57.602	9 -	1:39.964	+ 1.127	13:49:01.043
3 -	1:46.710	+ 7.873	13:38:44.312	10 -	1:40.287	+ 1.450	13:50:41.330
4 -	1:43.869	+ 5.032	13:40:28.181	11 -	1:50.714	+ 11.877	13:52:32.044
5 -	1:44.411	+ 5.574	13:42:12.592	12 -	1:38.837		13:54:10.881
6 -	1:42.420	+ 3.583	13:43:55.012	13 -	1:40.713	+ 1.876	13:55:51.594
7 -	1:43.299	+ 4.462	13:45:38.311				
103	Neil SHINNER		SUP Caterham 7				
1 -	1:57.900	+ 17.968	13:35:14.931	8 -	1:43.125	+ 3.193	13:47:23.677
2 -	1:47.449	+ 7.517	13:37:02.380	9 -	1:40.298	+ 0.366	13:49:03.975
3 -	1:46.050	+ 6.118	13:38:48.430	10 -	1:41.037	+ 1.105	13:50:45.012
4 -	1:44.495	+ 4.563	13:40:32.925	11 -	1:39.932		13:52:24.944
5 -	1:43.771	+ 3.839	13:42:16.696	12 -	1:40.775	+ 0.843	13:54:05.719
6 -	1:41.854	+ 1.922	13:43:58.550	13 -	1:45.862	+ 5.930	13:55:51.581
7 -	1:42.002	+ 2.070	13:45:40.552				
104	Toby BRIANT		SUP Caterham 7				
1 -	1:55.798	+ 16.168	13:35:12.829	8 -	1:43.463	+ 3.833	13:47:23.286
2 -	1:46.815	+ 7.185	13:36:59.644	9 -	1:41.857	+ 2.227	13:49:05.143
3 -	1:45.860	+ 6.230	13:38:45.504	10 -	1:41.396	+ 1.766	13:50:46.539
4 -	1:44.210	+ 4.580	13:40:29.714	11 -	1:39.630		13:52:26.169
5 -	1:43.721	+ 4.091	13:42:13.435	12 -	1:40.270	+ 0.640	13:54:06.439
6 -	1:42.389	+ 2.759	13:43:55.824	13 -	1:41.268	+ 1.638	13:55:47.707
7 -	1:43.999	+ 4.369	13:45:39.823				
106	Charles ELLIOTT		SUP Caterham 7				
1 -	2:02.052	+ 19.888	13:35:19.083	8 -	1:44.846	+ 2.682	13:48:00.907
2 -	1:52.517	+ 10.353	13:37:11.600	9 -	1:43.679	+ 1.515	13:49:44.586
3 -	1:49.730	+ 7.566	13:39:01.330	10 -	1:43.805	+ 1.641	13:51:28.391
4 -	1:50.143	+ 7.979	13:40:51.473	11 -	1:44.765	+ 2.601	13:53:13.156
5 -	1:50.408	+ 8.244	13:42:41.881	12 -	1:42.690	+ 0.526	13:54:55.846
6 -	1:47.801	+ 5.637	13:44:29.682	13 -	1:42.164		13:56:38.010
7 -	1:46.379	+ 4.215	13:46:16.061				
107	Andy SKINNER		SUP Caterham 7				
1 -	1:54.783	+ 13.377	13:35:11.814	8 -	1:45.224	+ 3.818	13:47:33.498
2 -	1:49.557	+ 8.151	13:37:01.371	9 -	1:42.566	+ 1.160	13:49:16.064
3 -	1:46.372	+ 4.966	13:38:47.743	10 -	1:42.916	+ 1.510	13:50:58.980
4 -	1:46.004	+ 4.598	13:40:33.747	11 -	1:41.739	+ 0.333	13:52:40.719
5 -	1:45.412	+ 4.006	13:42:19.159	12 -	1:41.406		13:54:22.125
6 -	1:44.569	+ 3.163	13:44:03.728	13 -	1:41.990	+ 0.584	13:56:04.115
7 -	1:44.546	+ 3.140	13:45:48.274				
109	Sean MIGHALL		SUP Caterham 7				
1 -	1:56.741	+ 17.250	13:35:13.772	8 -	1:43.372	+ 3.881	13:47:30.931
2 -	1:47.789	+ 8.298	13:37:01.561	9 -	1:41.849	+ 2.358	13:49:12.780
3 -	1:46.972	+ 7.481	13:38:48.533	10 -	1:41.279	+ 1.788	13:50:54.059
4 -	1:47.966	+ 8.475	13:40:36.499	11 -	1:40.187	+ 0.696	13:52:34.246
5 -	1:43.517	+ 4.026	13:42:20.016	12 -	1:39.491		13:54:13.737
6 -	1:43.774	+ 4.283	13:44:03.790	13 -	1:40.239	+ 0.748	13:55:53.976
7 -	1:43.769	+ 4.278	13:45:47.559				
112	Gareth CORDEY		SUP Caterham 7				
1 -	2:04.512	+ 22.316	13:35:21.543	8 -	1:44.530	+ 2.334	13:48:04.021
2 -	1:56.034	+ 13.838	13:37:17.577	9 -	1:45.704	+ 3.508	13:49:49.725
3 -	1:49.794	+ 7.598	13:39:07.371	10 -	1:42.660	+ 0.464	13:51:32.385
4 -	1:48.283	+ 6.087	13:40:55.654	11 -	1:44.420	+ 2.224	13:53:16.805
5 -	1:48.983	+ 6.787	13:42:44.637	12 -	1:42.196		13:54:59.001
6 -	1:48.568	+ 6.372	13:44:33.205	13 -	1:42.351	+ 0.155	13:56:41.352
7 -	1:46.286	+ 4.090	13:46:19.491				

Weather / Track : Cloudy / Damp

Rockingham Int. Sportscar
Circuit Length = 1.9400 miles
Start: 13:33 End: 13:57

McMillan Motorsport Caterham Graduate Championship (Super/Sigma)

RACE 1 - LAP ANALYSIS

117	Roger FORD		SUP Caterham 7				
1 -	2:01.655	+ 19.426	13:35:18.686	8 -	1:44.873	+ 2.644	13:48:03.319
2 -	1:51.799	+ 9.570	13:37:10.485	9 -	1:44.638	+ 2.409	13:49:47.957
3 -	1:50.297	+ 8.068	13:39:00.782	10 -	1:42.606	+ 0.377	13:51:30.563
4 -	1:50.527	+ 8.298	13:40:51.309	11 -	1:43.711	+ 1.482	13:53:14.274
5 -	1:49.866	+ 7.637	13:42:41.175	12 -	1:47.213	+ 4.984	13:55:01.487
6 -	1:50.451	+ 8.222	13:44:31.626	13 -	1:42.229		13:56:43.716
7 -	1:46.820	+ 4.591	13:46:18.446				
120	John REAKS		SUP Caterham 7				
1 -	2:05.939	+ 19.767	13:35:22.970	8 -	1:49.701	+ 3.529	13:48:25.637
2 -	1:57.758	+ 11.586	13:37:20.728	9 -	1:47.925	+ 1.753	13:50:13.562
3 -	1:54.989	+ 8.817	13:39:15.717	10 -	1:47.317	+ 1.145	13:52:00.879
4 -	1:52.495	+ 6.323	13:41:08.212	11 -	1:46.257	+ 0.085	13:53:47.136
5 -	1:50.502	+ 4.330	13:42:58.714	12 -	1:46.356	+ 0.184	13:55:33.492
6 -	1:47.929	+ 1.757	13:44:46.643	13 -	1:46.172		13:57:19.664
7 -	1:49.293	+ 3.121	13:46:35.936				
121	Richard ORMSON		SUP Caterham Seven				
1 -	2:11.770	+ 19.760	13:35:28.801	7 -	1:56.661	+ 4.651	13:47:12.508
2 -	1:59.766	+ 7.756	13:37:28.567	8 -	1:56.925	+ 4.915	13:49:09.433
3 -	1:59.055	+ 7.045	13:39:27.622	9 -	1:58.663	+ 6.653	13:51:08.096
4 -	1:58.336	+ 6.326	13:41:25.958	10 -	1:52.010		13:53:00.106
5 -	1:54.552	+ 2.542	13:43:20.510	11 -	1:52.428	+ 0.418	13:54:52.534
6 -	1:55.337	+ 3.327	13:45:15.847	12 -	1:56.644	+ 4.634	13:56:49.178
122	Jon WOLFE		SUP Caterham Super Graduate				
1 -	1:53.580	+ 13.117	13:35:10.611	8 -	1:43.649	+ 3.186	13:47:22.753
2 -	1:47.234	+ 6.771	13:36:57.845	9 -	1:40.865	+ 0.402	13:49:03.618
3 -	1:46.013	+ 5.550	13:38:43.858	10 -	1:46.714	+ 6.251	13:50:50.332
4 -	1:44.208	+ 3.745	13:40:28.066	11 -	1:40.463		13:52:30.795
5 -	1:43.943	+ 3.480	13:42:12.009	12 -	1:40.616	+ 0.153	13:54:11.411
6 -	1:42.924	+ 2.461	13:43:54.933	13 -	1:40.947	+ 0.484	13:55:52.358
7 -	1:44.171	+ 3.708	13:45:39.104				
123	Jonathan MILLER		SUP Caterham 7				
1 -	1:54.999	+ 15.642	13:35:12.030	8 -	1:43.061	+ 3.704	13:47:22.219
2 -	1:47.924	+ 8.567	13:36:59.954	9 -	1:39.973	+ 0.616	13:49:02.192
3 -	1:45.955	+ 6.598	13:38:45.909	10 -	1:39.357		13:50:41.549
4 -	1:44.016	+ 4.659	13:40:29.925	11 -	1:43.419	+ 4.062	13:52:24.968
5 -	1:43.677	+ 4.320	13:42:13.602	12 -	1:40.319	+ 0.962	13:54:05.287
6 -	1:42.450	+ 3.093	13:43:56.052	13 -	1:55.057	+ 15.700	13:56:00.344
7 -	1:43.106	+ 3.749	13:45:39.158				
125	Stephen HIRONS		SUP Caterham 7				
1 -	2:06.628	+ 24.567	13:35:23.659	8 -	1:43.997	+ 1.936	13:47:59.504
2 -	1:53.113	+ 11.052	13:37:16.772	9 -	1:43.754	+ 1.693	13:49:43.258
3 -	1:48.755	+ 6.694	13:39:05.527	10 -	1:43.950	+ 1.889	13:51:27.208
4 -	1:48.029	+ 5.968	13:40:53.556	11 -	1:44.723	+ 2.662	13:53:11.931
5 -	1:49.128	+ 7.067	13:42:42.684	12 -	1:43.811	+ 1.750	13:54:55.742
6 -	1:46.653	+ 4.592	13:44:29.337	13 -	1:42.061		13:56:37.803
7 -	1:46.170	+ 4.109	13:46:15.507				
128	Martin KAY		SUP Caterham 7				
1 -	2:03.465	+ 21.485	13:35:20.496	8 -	1:44.739	+ 2.759	13:47:39.863
2 -	1:50.400	+ 8.420	13:37:10.896	9 -	1:42.627	+ 0.647	13:49:22.490
3 -	1:46.588	+ 4.608	13:38:57.484	10 -	1:42.707	+ 0.727	13:51:05.197
4 -	1:45.355	+ 3.375	13:40:42.839	11 -	1:43.828	+ 1.848	13:52:49.025
5 -	1:43.362	+ 1.382	13:42:26.201	12 -	1:41.980		13:54:31.005
6 -	1:44.474	+ 2.494	13:44:10.675	13 -	1:42.709	+ 0.729	13:56:13.714
7 -	1:44.449	+ 2.469	13:45:55.124				

Weather / Track : Cloudy / Damp

Rockingham Int. Sportscar
Circuit Length = 1.9400 miles
Start: 13:33 End: 13:57

McMillan Motorsport Caterham Graduate Championship (Super/Sigma)

RACE 1 - LAP ANALYSIS

130	James POTTER		SUP Caterham 7				
1 -	1:56.690	+ 15.463	13:35:13.721	8 -	1:43.522	+ 2.295	13:47:32.899
2 -	1:49.011	+ 7.784	13:37:02.732	9 -	1:41.227		13:49:14.126
3 -	1:47.081	+ 5.854	13:38:49.813	10 -	1:42.037	+ 0.810	13:50:56.163
4 -	1:45.303	+ 4.076	13:40:35.116	11 -	1:42.333	+ 1.106	13:52:38.496
5 -	1:44.455	+ 3.228	13:42:19.571	12 -	1:42.921	+ 1.694	13:54:21.417
6 -	1:44.744	+ 3.517	13:44:04.315	13 -	1:42.500	+ 1.273	13:56:03.917
7 -	1:45.062	+ 3.835	13:45:49.377				
131	Rob WINROW		SUP Caterham 7				
1 -	2:07.204	+ -23.572	13:35:24.235	2 -	2:30.776		13:37:55.011
155	Andrew SAGAR		SUP Caterham 7				
1 -	1:59.937	+ 17.094	13:35:16.968	8 -	1:42.907	+ 0.064	13:48:04.462
2 -	2:04.691	+ 21.848	13:37:21.659	9 -	1:44.165	+ 1.322	13:49:48.627
3 -	1:50.127	+ 7.284	13:39:11.786	10 -	1:42.843		13:51:31.470
4 -	1:49.782	+ 6.939	13:41:01.568	11 -	1:46.206	+ 3.363	13:53:17.676
5 -	1:48.555	+ 5.712	13:42:50.123	12 -	1:44.087	+ 1.244	13:55:01.763
6 -	1:46.482	+ 3.639	13:44:36.605	13 -	1:43.449	+ 0.606	13:56:45.212
7 -	1:44.950	+ 2.107	13:46:21.555				
159	Andy MOLSON		SUP Caterham 7				
1 -	1:59.519	+ 17.290	13:35:16.550	8 -	1:44.210	+ 1.981	13:47:39.216
2 -	1:49.421	+ 7.192	13:37:05.971	9 -	1:43.026	+ 0.797	13:49:22.242
3 -	1:48.069	+ 5.840	13:38:54.040	10 -	1:42.629	+ 0.400	13:51:04.871
4 -	1:46.355	+ 4.126	13:40:40.395	11 -	1:43.367	+ 1.138	13:52:48.238
5 -	1:45.004	+ 2.775	13:42:25.399	12 -	1:42.229		13:54:30.467
6 -	1:44.398	+ 2.169	13:44:09.797	13 -	1:42.950	+ 0.721	13:56:13.417
7 -	1:45.209	+ 2.980	13:45:55.006				
164	Paul ELLIOTT		SUP Caterham 7				
1 -	2:10.619	+ 17.769	13:35:27.650	7 -	1:54.534	+ 1.684	13:47:04.266
2 -	1:58.460	+ 5.610	13:37:26.110	8 -	1:53.479	+ 0.629	13:48:57.745
3 -	1:57.946	+ 5.096	13:39:24.056	9 -	1:56.637	+ 3.787	13:50:54.382
4 -	1:56.417	+ 3.567	13:41:20.473	10 -	1:56.400	+ 3.550	13:52:50.782
5 -	1:54.416	+ 1.566	13:43:14.889	11 -	1:52.908	+ 0.058	13:54:43.690
6 -	1:54.843	+ 1.993	13:45:09.732	12 -	1:52.850		13:56:36.540
166	Barry WHITE		SUP Caterham 7				
1 -	2:05.717	+ 22.798	13:35:22.748	8 -	1:45.388	+ 2.469	13:48:09.202
2 -	1:57.933	+ 15.014	13:37:20.681	9 -	1:47.459	+ 4.540	13:49:56.661
3 -	1:53.719	+ 10.800	13:39:14.400	10 -	1:44.422	+ 1.503	13:51:41.083
4 -	1:47.681	+ 4.762	13:41:02.081	11 -	1:43.828	+ 0.909	13:53:24.911
5 -	1:48.685	+ 5.766	13:42:50.766	12 -	1:44.590	+ 1.671	13:55:09.501
6 -	1:46.794	+ 3.875	13:44:37.560	13 -	1:42.919		13:56:52.420
7 -	1:46.254	+ 3.335	13:46:23.814				
167	Stephen CAPSEY		SUP Caterham Super 7				
1 -	2:07.473	+ 26.339	13:35:24.504	8 -	1:43.877	+ 2.743	13:48:01.538
2 -	1:54.397	+ 13.263	13:37:18.901	9 -	1:43.602	+ 2.468	13:49:45.140
3 -	1:49.749	+ 8.615	13:39:08.650	10 -	1:42.642	+ 1.508	13:51:27.782
4 -	1:47.936	+ 6.802	13:40:56.586	11 -	1:43.633	+ 2.499	13:53:11.415
5 -	1:46.945	+ 5.811	13:42:43.531	12 -	1:41.134		13:54:52.549
6 -	1:48.651	+ 7.517	13:44:32.182	13 -	1:44.215	+ 3.081	13:56:36.764
7 -	1:45.479	+ 4.345	13:46:17.661				
171	Ian ANDERSON		SIG Caterham 7				
1 -	2:12.263	+ 30.478	13:35:29.294	8 -	1:44.797	+ 3.012	13:48:02.538
2 -	1:52.801	+ 11.016	13:37:22.095	9 -	1:43.784	+ 1.999	13:49:46.322
3 -	1:50.339	+ 8.554	13:39:12.434	10 -	1:42.946	+ 1.161	13:51:29.268
4 -	1:46.804	+ 5.019	13:40:59.238	11 -	1:44.163	+ 2.378	13:53:13.431
5 -	1:46.148	+ 4.363	13:42:45.386	12 -	1:44.395	+ 2.610	13:54:57.826

Weather / Track : Cloudy / Damp

Rockingham Int. Sportscar
Circuit Length = 1.9400 miles
Start: 13:33 End: 13:57

McMillan Motorsport Caterham Graduate Championship (Super/Sigma)

RACE 1 - LAP ANALYSIS

6 -	1:46.452	+ 4.667	13:44:31.838	13 -	1:41.785		13:56:39.611
7 -	1:45.903	+ 4.118	13:46:17.741				
173	John GIL			SIG Caterham 7			
1 -	2:12.142	3 - 3:58:42.634	13:35:29.173				
174	Andrew HAYTER			SIG Caterham 7			
1 -	2:16.254	+ 33.766	13:35:33.285	8 -	1:43.243	+ 0.755	13:48:11.934
2 -	1:53.657	+ 11.169	13:37:26.942	9 -	1:44.426	+ 1.938	13:49:56.360
3 -	1:52.799	+ 10.311	13:39:19.741	10 -	1:42.488		13:51:38.848
4 -	1:51.597	+ 9.109	13:41:11.338	11 -	1:43.596	+ 1.108	13:53:22.444
5 -	1:46.475	+ 3.987	13:42:57.813	12 -	1:44.564	+ 2.076	13:55:07.008
6 -	1:45.437	+ 2.949	13:44:43.250	13 -	1:44.453	+ 1.965	13:56:51.461
7 -	1:45.441	+ 2.953	13:46:28.691				
175	Nick DYER			SIG Caterham 7			
1 -	2:19.265	+ 28.952	13:35:36.296	7 -	1:55.656	+ 5.343	13:47:42.451
2 -	1:59.046	+ 8.733	13:37:35.342	8 -	1:51.799	+ 1.486	13:49:34.250
3 -	2:20.758	+ 30.445	13:39:56.100	9 -	1:52.367	+ 2.054	13:51:26.617
4 -	1:58.868	+ 8.555	13:41:54.968	10 -	1:54.903	+ 4.590	13:53:21.520
5 -	1:55.644	+ 5.331	13:43:50.612	11 -	1:52.456	+ 2.143	13:55:13.976
6 -	1:56.183	+ 5.870	13:45:46.795	12 -	1:50.313		13:57:04.289
184	Jonathan CLELAND			SIG Lotus Caterham 7			
1 -	2:25.776	+ 30.333	13:35:42.807	7 -	1:55.709	+ 0.266	13:47:56.730
2 -	2:07.737	+ 12.294	13:37:50.544	8 -	2:02.823	+ 7.380	13:49:59.553
3 -	2:07.702	+ 12.259	13:39:58.246	9 -	1:56.639	+ 1.196	13:51:56.192
4 -	1:58.721	+ 3.278	13:41:56.967	10 -	1:55.443		13:53:51.635
5 -	2:00.924	+ 5.481	13:43:57.891	11 -	1:59.257	+ 3.814	13:55:50.892
6 -	2:03.130	+ 7.687	13:46:01.021				
190	Simon PASHLEY			SIG Caterham 7			
1 -	2:10.473	+ 27.805	13:35:27.504	8 -	1:43.282	+ 0.614	13:48:00.199
2 -	1:52.460	+ 9.792	13:37:19.964	9 -	1:43.964	+ 1.296	13:49:44.163
3 -	1:48.579	+ 5.911	13:39:08.543	10 -	1:43.351	+ 0.683	13:51:27.514
4 -	1:47.373	+ 4.705	13:40:55.916	11 -	1:43.829	+ 1.161	13:53:11.343
5 -	1:47.518	+ 4.850	13:42:43.434	12 -	1:45.807	+ 3.139	13:54:57.150
6 -	1:47.077	+ 4.409	13:44:30.511	13 -	1:42.668		13:56:39.818
7 -	1:46.406	+ 3.738	13:46:16.917				
199	Daniel SIVITER			SIG Caterham Super 7			
1 -	2:14.630	+ 33.243	13:35:31.661	8 -	1:43.099	+ 1.712	13:48:11.169
2 -	1:53.232	+ 11.845	13:37:24.893	9 -	1:43.504	+ 2.117	13:49:54.673
3 -	1:48.639	+ 7.252	13:39:13.532	10 -	1:42.083	+ 0.696	13:51:36.756
4 -	1:56.795	+ 15.408	13:41:10.327	11 -	1:42.141	+ 0.754	13:53:18.897
5 -	1:47.018	+ 5.631	13:42:57.345	12 -	1:41.387		13:55:00.284
6 -	1:45.133	+ 3.746	13:44:42.478	13 -	1:43.643	+ 2.256	13:56:43.927
7 -	1:45.592	+ 4.205	13:46:28.070				

Weather / Track : Cloudy / Damp

Rockingham Int. Sportscar
Circuit Length = 1.9400 miles
Start: 13:33 End: 13:57

McMillan Motorsport Caterham Graduate Championship (Super/Sigma)

RACE 8 - CLASSIFICATION

POS	NO	CL	NAME	ENTRY	LAPS	TIME	GAP	DIFF	MPH	BEST	ON
1	102	SUP	Dylan STANLEY	Caterham 7	14	22:14.988			73.24	1:34.045	4
2	103	SUP	Neil SHINNER	Caterham 7	14	22:15.650	0.662	0.662	73.20	1:34.252	11
3	104	SUP	Toby BRIANT	Caterham 7	14	22:16.206	1.218	0.556	73.17	1:34.165	11
4	122	SUP	Jon WOLFE	Caterham Super Graduate	14	22:16.274	1.286	0.068	73.16	1:34.050	6
5	109	SUP	Sean MIGHALL	Caterham 7	14	22:21.144	6.156	4.870	72.90	1:34.401	9
6	106	SUP	Charles ELLIOTT	Caterham 7	14	22:21.913	6.925	0.769	72.86	1:34.427	13
7	107	SUP	Andy SKINNER	Caterham 7	14	22:23.367	8.379	1.454	72.78	1:34.450	13
8	159	SUP	Andy MOLSON	Caterham 7	14	22:23.674	8.686	0.307	72.76	1:33.931	13
9	123	SUP	Jonathan MILLER	Caterham 7	14	22:24.421	9.433	0.747	72.72	1:34.222	13
10	117	SUP	Roger FORD	Caterham 7	14	22:36.459	21.471	12.038	72.08	1:34.752	5
11	167	SUP	Stephen CAPSEY	Caterham Super 7	14	22:40.042	25.054	3.583	71.89	1:34.982	10
12	125	SUP	Stephen HIRONS	Caterham 7	14	22:41.043	26.055	1.001	71.83	1:35.208	9
13	155	SUP	Andrew SAGAR	Caterham 7	14	22:41.614	26.626	0.571	71.80	1:34.983	10
14	128	SUP	Martin KAY	Caterham 7	14	22:44.614	29.626	3.000	71.65	1:35.163	14
15	166	SUP	Barry WHITE	Caterham 7	14	22:45.282	30.294	0.668	71.61	1:35.593	14
16	130	SUP	James POTTER	Caterham 7	14	22:45.931	30.943	0.649	71.58	1:35.554	14
17	190	SIG	Simon PASHLEY	Caterham 7	14	23:02.802	47.814	16.871	70.70	1:35.731	7
18	171	SIG	Ian ANDERSON	Caterham 7	14	23:08.022	53.034	5.220	70.44	1:35.726	9
19	175	SIG	Nick DYER	Caterham 7	14	23:14.889	59.901	6.867	70.09	1:36.387	6
20	164	SUP	Paul ELLIOTT	Caterham 7	14	23:15.608	1:00.620	0.719	70.05	1:36.866	11
21	112	SUP	Gareth CORDEY	Caterham 7	14	23:16.511	1:01.523	0.903	70.01	1:37.847	14
22	174	SIG	Andrew HAYTER	Caterham 7	14	23:29.602	1:14.614	13.091	69.36	1:36.647	6
23	120	SUP	John REAKS	Caterham 7	14	23:30.412	1:15.424	0.810	69.32	1:38.796	8
24	121	SUP	Richard ORMSON	Caterham Seven	13	22:27.296	1 lap	1 lap	67.38	1:41.600	2

NOT CLASSIFIED

DNF	199	SIG	Daniel SIVITER	Caterham Super 7	6	10:15.595	8 laps	7 laps	68.07	1:35.646	6
DNF	184	SIG	Jonathan CLELAND	Lotus Caterham 7	1	2:18.887	13 laps	5 laps	50.28		

FASTEST LAP

159	SUP	Andy MOLSON	Caterham 7	13	1:33.931	74.35 mph	119.65 kph
199	SIG	Daniel SIVITER	Caterham Super 7	6	1:35.646	73.01 mph	117.51 kph

Weather / Track : Cloudy / Dry

These results are provisional until the conclusion of any judicial and technical matters.

Rockingham Int. Sports car
Circuit Length = 1.9400 miles
Start: 11:35 End: 11:59

Clerk of Course :		Timekeeper :	
-------------------	--	--------------	--

McMillan Motorsport Caterham Graduate Championship (Super/Sigma)

RACE 8 - LAP CHART

Lap 1			Lap 2			Lap 3			Lap 4			Lap 5		
No	Behind	Laptime	No	Behind	Laptime	No	Behind	Laptime	No	Behind	Laptime	No	Behind	Laptime
104		1:42.135	104		1:35.181	104		1:35.652	103		1:34.731	103		1:34.586
122	0.455	1:42.590	122	0.983	1:35.709	103	0.329	1:34.789	104	0.420	1:35.480	104	0.354	1:34.520
102	0.856	1:42.991	103	1.192	1:35.370	122	1.481	1:36.150	102	0.504	1:34.045	102	0.853	1:34.935
103	1.003	1:43.138	102	1.882	1:36.207	102	1.519	1:35.289	122	1.864	1:35.443	122	1.852	1:34.574
109	1.580	1:43.715	109	2.403	1:36.004	107	2.278	1:35.356	107	2.423	1:35.205	107	2.735	1:34.898
107	2.173	1:44.308	107	2.574	1:35.582	109	2.835	1:36.084	106	2.677	1:34.839	106	2.957	1:34.866
106	3.022	1:45.157	106	2.902	1:35.061	106	2.898	1:35.648	109	3.024	1:35.249	109	3.430	1:34.992
123	3.951	1:46.086	123	4.926	1:36.156	123	5.085	1:35.811	123	4.713	1:34.688	123	4.384	1:34.257
155	4.141	1:46.276	117	6.284	1:36.790	159	6.425	1:35.367	159	6.562	1:35.197	159	6.627	1:34.651
117	4.675	1:46.810	159	6.710	1:36.651	117	7.114	1:36.482	117	7.446	1:35.392	117	7.612	1:34.752
159	5.240	1:47.375	155	7.069	1:38.109	130	8.267	1:36.260	130	9.848	1:36.641	130	12.434	1:37.172
128	5.425	1:47.560	128	7.393	1:37.149	128	8.585	1:36.844	128	10.097	1:36.572	167	13.105	1:36.032
112	6.039	1:48.174	130	7.659	1:36.603	155	10.216	1:38.799	167	11.659	1:35.995	128	13.402	1:37.891
130	6.237	1:48.372	167	8.279	1:36.468	167	10.724	1:38.097	155	12.333	1:37.177	155	13.907	1:36.160
167	6.992	1:49.127	125	9.955	1:37.483	125	11.247	1:36.944	166	14.003	1:37.322	125	15.873	1:36.252
125	7.653	1:49.788	166	10.441	1:37.762	166	11.741	1:36.952	125	14.207	1:38.020	166	16.382	1:36.965
166	7.860	1:49.995	112	13.122	1:42.264	112	15.935	1:38.465	112	18.866	1:37.991	112	22.340	1:38.060
120	9.296	1:51.431	120	14.571	1:40.456	164	19.115	1:39.877	164	22.924	1:38.869	164	27.480	1:39.142
164	9.896	1:52.031	164	14.890	1:40.175	120	19.792	1:40.873	120	25.287	1:40.555	120	31.145	1:40.444
121	11.381	1:53.516	121	17.800	1:41.600	121	24.491	1:42.343	121	31.367	1:41.936	190	36.574	1:37.004
171	26.151	2:08.286	171	28.939	1:37.969	171	31.371	1:38.084	171	34.013	1:37.702	171	37.253	1:37.826
190	26.275	2:08.410	199	29.219	1:37.956	190	32.305	1:38.117	190	34.156	1:36.911	199	37.335	1:37.074
199	26.444	2:08.579	190	29.840	1:38.746	199	32.779	1:39.212	199	34.847	1:37.128	175	38.329	1:37.195
175	28.937	2:11.072	175	32.479	1:38.723	175	34.003	1:37.176	175	35.720	1:36.777	174	38.949	1:36.961
174	29.349	2:11.484	174	33.074	1:38.906	174	34.607	1:37.185	174	36.574	1:37.027	121	40.717	1:43.936
184	36.752	2:18.887												

Weather / Track : Cloudy / Dry

Rockingham Int. Sportscar
Circuit Length = 1.9400 miles
Start: 11:35 End: 11:59

McMillan Motorsport Caterham Graduate Championship (Super/Sigma)

RACE 8 - LAP CHART

Lap 6			Lap 7			Lap 8			Lap 9			Lap 10		
No	Behind	Laptime	No	Behind	Laptime	No	Behind	Laptime	No	Behind	Laptime	No	Behind	Laptime
103		1:34.533	103		1:34.362	103		1:34.623	103		1:34.822	103		1:34.754
104	0.375	1:34.554	104	0.524	1:34.511	104	0.342	1:34.441	102	0.610	1:34.955	102	0.349	1:34.493
102	0.582	1:34.262	102	0.862	1:34.642	102	0.477	1:34.238	104	0.793	1:35.273	104	0.646	1:34.607
122	1.369	1:34.050	122	1.280	1:34.273	122	1.267	1:34.610	122	1.107	1:34.662	122	1.424	1:35.071
106	4.079	1:35.655	106	4.778	1:35.061	106	5.131	1:34.976	106	5.101	1:34.792	106	5.846	1:35.499
109	4.591	1:35.694	109	5.129	1:34.900	109	5.740	1:35.234	109	5.319	1:34.401	109	5.994	1:35.429
107	4.824	1:36.622	107	5.672	1:35.210	107	6.003	1:34.954	107	5.987	1:34.806	107	6.515	1:35.282
123	5.471	1:35.620	123	6.205	1:35.096	123	6.594	1:35.012	123	6.574	1:34.802	123	6.943	1:35.123
159	6.953	1:34.859	159	6.976	1:34.385	159	7.367	1:35.014	159	7.487	1:34.942	159	7.507	1:34.774
117	7.995	1:34.916	117	8.776	1:35.143	117	11.322	1:37.169	117	12.850	1:36.350	117	14.163	1:36.067
130	15.966	1:38.065	167	18.793	1:36.874	167	19.705	1:35.535	167	20.934	1:36.051	167	21.162	1:34.982
167	16.281	1:37.709	130	19.204	1:37.600	130	20.477	1:35.896	125	21.679	1:35.208	155	22.113	1:34.983
128	16.732	1:37.863	155	19.780	1:37.084	125	21.293	1:35.792	155	21.884	1:35.003	125	22.846	1:35.921
155	17.058	1:37.684	125	20.124	1:36.878	155	21.703	1:36.546	130	22.927	1:37.272	130	24.564	1:36.391
125	17.608	1:36.268	128	20.308	1:37.938	128	22.927	1:37.242	166	24.107	1:35.603	128	25.124	1:35.719
166	17.879	1:36.030	166	20.920	1:37.403	166	23.326	1:37.029	128	24.159	1:36.054	166	25.971	1:36.618
112	27.405	1:39.598	112	32.147	1:39.104	112	37.463	1:39.939	190	41.443	1:35.785	190	42.684	1:35.995
164	32.174	1:39.227	164	36.680	1:38.868	190	40.480	1:35.904	112	42.885	1:40.244	171	46.128	1:35.794
120	36.749	1:40.137	190	39.199	1:35.731	164	41.981	1:39.924	171	45.088	1:35.726	112	46.857	1:38.726
190	37.830	1:35.789	171	42.186	1:36.870	171	44.184	1:36.621	164	45.910	1:38.751	175	48.328	1:36.598
199	38.448	1:35.646	175	42.488	1:36.667	175	44.831	1:36.966	175	46.484	1:36.475	164	49.244	1:38.088
171	39.678	1:36.958	120	43.199	1:40.812	120	47.372	1:38.796	174	51.803	1:38.732	174	56.074	1:39.025
175	40.183	1:36.387	174	44.087	1:37.386	174	47.893	1:38.429	120	52.854	1:40.304	120	57.717	1:39.617
174	41.063	1:36.647	121	58.777	1:43.940	121	1:06.320	1:42.166	121	1:14.153	1:42.655	121	1:21.214	1:41.815
121	49.199	1:43.015												

Weather / Track : Cloudy / Dry

Rockingham Int. Sportscar
Circuit Length = 1.9400 miles
Start: 11:35 End: 11:59

McMillan Motorsport Caterham Graduate Championship (Super/Sigma)

RACE 8 - LAP CHART

Lap 11			Lap 12			Lap 13			Lap 14		
No	Behind	Laptime	No	Behind	Laptime	No	Behind	Laptime	No	Behind	Laptime
103		1:34.252	102		1:34.919	102		1:34.442	102		1:35.453
102	0.214	1:34.117	103	0.299	1:35.432	103	0.421	1:34.564	103	0.662	1:35.694
104	0.559	1:34.165	104	0.732	1:35.306	104	0.871	1:34.581	104	1.218	1:35.800
122	1.690	1:34.518	122	1.313	1:34.756	122	1.231	1:34.360	122	1.286	1:35.508
109	6.602	1:34.860	109	6.559	1:35.090	121	1 LAP	1:44.759	109	6.156	1:34.837
106	6.981	1:35.387	106	7.287	1:35.439	109	6.772	1:34.655	106	6.925	1:35.106
107	7.493	1:35.230	107	7.762	1:35.402	106	7.272	1:34.427	107	8.379	1:36.062
123	7.938	1:35.247	123	8.340	1:35.535	107	7.770	1:34.450	159	8.686	1:35.646
159	8.698	1:35.443	159	9.004	1:35.439	123	8.120	1:34.222	123	9.433	1:36.766
117	16.404	1:36.493	117	18.228	1:36.957	159	8.493	1:33.931	121	1 LAP	1:43.732
167	22.272	1:35.362	155	23.007	1:35.105	117	20.412	1:36.626	117	21.471	1:36.512
155	23.035	1:35.174	167	23.626	1:36.487	167	25.195	1:36.011	167	25.054	1:35.312
125	24.070	1:35.476	125	24.229	1:35.292	125	25.867	1:36.080	125	26.055	1:35.641
130	26.928	1:36.616	130	28.208	1:36.413	155	26.035	1:37.470	155	26.626	1:36.044
128	27.183	1:36.311	128	28.427	1:36.377	128	29.916	1:35.931	128	29.626	1:35.163
166	27.788	1:36.069	166	28.573	1:35.918	166	30.154	1:36.023	166	30.294	1:35.593
190	44.339	1:35.907	190	45.229	1:36.023	130	30.842	1:37.076	130	30.943	1:35.554
171	48.186	1:36.310	171	49.074	1:36.021	190	47.073	1:36.286	190	47.814	1:36.194
112	50.749	1:38.144	175	53.803	1:37.581	171	50.869	1:36.237	171	53.034	1:37.618
175	51.355	1:37.279	164	54.798	1:38.073	175	57.623	1:38.262	175	59.901	1:37.731
164	51.858	1:36.866	112	55.573	1:39.957	164	58.175	1:37.819	164	1:00.620	1:37.898
174	1:00.331	1:38.509	174	1:04.060	1:38.862	112	59.129	1:37.998	112	1:01.523	1:37.847
120	1:02.535	1:39.070	120	1:07.131	1:39.729	174	1:09.027	1:39.409	174	1:14.614	1:41.040
121	1:28.845	1:41.883				120	1:11.920	1:39.231	120	1:15.424	1:38.957

Weather / Track : Cloudy / Dry

Rockingham Int. Sportscar
Circuit Length = 1.9400 miles
Start: 11:35 End: 11:59

McMillan Motorsport Caterham Graduate Championship (Super/Sigma)

RACE 8 - LAP ANALYSIS

102	Dylan STANLEY		SUP Caterham 7				
1 -	1:42.991	+ 8.946	11:37:37.316	8 -	1:34.238	+ 0.193	11:48:40.934
2 -	1:36.207	+ 2.162	11:39:13.523	9 -	1:34.955	+ 0.910	11:50:15.889
3 -	1:35.289	+ 1.244	11:40:48.812	10 -	1:34.493	+ 0.448	11:51:50.382
4 -	1:34.045		11:42:22.857	11 -	1:34.117	+ 0.072	11:53:24.499
5 -	1:34.935	+ 0.890	11:43:57.792	12 -	1:34.919	+ 0.874	11:54:59.418
6 -	1:34.262	+ 0.217	11:45:32.054	13 -	1:34.442	+ 0.397	11:56:33.860
7 -	1:34.642	+ 0.597	11:47:06.696	14 -	1:35.453	+ 1.408	11:58:09.313
103	Neil SHINNER		SUP Caterham 7				
1 -	1:43.138	+ 8.886	11:37:37.463	8 -	1:34.623	+ 0.371	11:48:40.457
2 -	1:35.370	+ 1.118	11:39:12.833	9 -	1:34.822	+ 0.570	11:50:15.279
3 -	1:34.789	+ 0.537	11:40:47.622	10 -	1:34.754	+ 0.502	11:51:50.033
4 -	1:34.731	+ 0.479	11:42:22.353	11 -	1:34.252		11:53:24.285
5 -	1:34.586	+ 0.334	11:43:56.939	12 -	1:35.432	+ 1.180	11:54:59.717
6 -	1:34.533	+ 0.281	11:45:31.472	13 -	1:34.564	+ 0.312	11:56:34.281
7 -	1:34.362	+ 0.110	11:47:05.834	14 -	1:35.694	+ 1.442	11:58:09.975
104	Toby BRIANT		SUP Caterham 7				
1 -	1:42.135	+ 7.970	11:37:36.460	8 -	1:34.441	+ 0.276	11:48:40.799
2 -	1:35.181	+ 1.016	11:39:11.641	9 -	1:35.273	+ 1.108	11:50:16.072
3 -	1:35.652	+ 1.487	11:40:47.293	10 -	1:34.607	+ 0.442	11:51:50.679
4 -	1:35.480	+ 1.315	11:42:22.773	11 -	1:34.165		11:53:24.844
5 -	1:34.520	+ 0.355	11:43:57.293	12 -	1:35.306	+ 1.141	11:55:00.150
6 -	1:34.554	+ 0.389	11:45:31.847	13 -	1:34.581	+ 0.416	11:56:34.731
7 -	1:34.511	+ 0.346	11:47:06.358	14 -	1:35.800	+ 1.635	11:58:10.531
106	Charles ELLIOTT		SUP Caterham 7				
1 -	1:45.157	+ 10.730	11:37:39.482	8 -	1:34.976	+ 0.549	11:48:45.588
2 -	1:35.061	+ 0.634	11:39:14.543	9 -	1:34.792	+ 0.365	11:50:20.380
3 -	1:35.648	+ 1.221	11:40:50.191	10 -	1:35.499	+ 1.072	11:51:55.879
4 -	1:34.839	+ 0.412	11:42:25.030	11 -	1:35.387	+ 0.960	11:53:31.266
5 -	1:34.866	+ 0.439	11:43:59.896	12 -	1:35.439	+ 1.012	11:55:06.705
6 -	1:35.655	+ 1.228	11:45:35.551	13 -	1:34.427		11:56:41.132
7 -	1:35.061	+ 0.634	11:47:10.612	14 -	1:35.106	+ 0.679	11:58:16.238
107	Andy SKINNER		SUP Caterham 7				
1 -	1:44.308	+ 9.858	11:37:38.633	8 -	1:34.954	+ 0.504	11:48:46.460
2 -	1:35.582	+ 1.132	11:39:14.215	9 -	1:34.806	+ 0.356	11:50:21.266
3 -	1:35.356	+ 0.906	11:40:49.571	10 -	1:35.282	+ 0.832	11:51:56.548
4 -	1:35.205	+ 0.755	11:42:24.776	11 -	1:35.230	+ 0.780	11:53:31.778
5 -	1:34.898	+ 0.448	11:43:59.674	12 -	1:35.402	+ 0.952	11:55:07.180
6 -	1:36.622	+ 2.172	11:45:36.296	13 -	1:34.450		11:56:41.630
7 -	1:35.210	+ 0.760	11:47:11.506	14 -	1:36.062	+ 1.612	11:58:17.692
109	Sean MIGHALL		SUP Caterham 7				
1 -	1:43.715	+ 9.314	11:37:38.040	8 -	1:35.234	+ 0.833	11:48:46.197
2 -	1:36.004	+ 1.603	11:39:14.044	9 -	1:34.401		11:50:20.598
3 -	1:36.084	+ 1.683	11:40:50.128	10 -	1:35.429	+ 1.028	11:51:56.027
4 -	1:35.249	+ 0.848	11:42:25.377	11 -	1:34.860	+ 0.459	11:53:30.887
5 -	1:34.992	+ 0.591	11:44:00.369	12 -	1:35.090	+ 0.689	11:55:05.977
6 -	1:35.694	+ 1.293	11:45:36.063	13 -	1:34.655	+ 0.254	11:56:40.632
7 -	1:34.900	+ 0.499	11:47:10.963	14 -	1:34.837	+ 0.436	11:58:15.469
112	Gareth CORDEY		SUP Caterham 7				
1 -	1:48.174	+ 10.327	11:37:42.499	8 -	1:39.939	+ 2.092	11:49:17.920
2 -	1:42.264	+ 4.417	11:39:24.763	9 -	1:40.244	+ 2.397	11:50:58.164
3 -	1:38.465	+ 0.618	11:41:03.228	10 -	1:38.726	+ 0.879	11:52:36.890
4 -	1:37.991	+ 0.144	11:42:41.219	11 -	1:38.144	+ 0.297	11:54:15.034
5 -	1:38.060	+ 0.213	11:44:19.279	12 -	1:39.957	+ 2.110	11:55:54.991
6 -	1:39.598	+ 1.751	11:45:58.877	13 -	1:37.998	+ 0.151	11:57:32.989
7 -	1:39.104	+ 1.257	11:47:37.981	14 -	1:37.847		11:59:10.836

Weather / Track : Cloudy / Dry

Rockingham Int. Sportscar
Circuit Length = 1.9400 miles
Start: 11:35 End: 11:59

McMillan Motorsport Caterham Graduate Championship (Super/Sgima)

RACE 8 - LAP ANALYSIS

117	Roger FORD		SUP Caterham 7				
1 -	1:46.810	+ 12.058	11:37:41.135	8 -	1:37.169	+ 2.417	11:48:51.779
2 -	1:36.790	+ 2.038	11:39:17.925	9 -	1:36.350	+ 1.598	11:50:28.129
3 -	1:36.482	+ 1.730	11:40:54.407	10 -	1:36.067	+ 1.315	11:52:04.196
4 -	1:35.392	+ 0.640	11:42:29.799	11 -	1:36.493	+ 1.741	11:53:40.689
5 -	1:34.752		11:44:04.551	12 -	1:36.957	+ 2.205	11:55:17.646
6 -	1:34.916	+ 0.164	11:45:39.467	13 -	1:36.626	+ 1.874	11:56:54.272
7 -	1:35.143	+ 0.391	11:47:14.610	14 -	1:36.512	+ 1.760	11:58:30.784
120	John REAKS		SUP Caterham 7				
1 -	1:51.431	+ 12.635	11:37:45.756	8 -	1:38.796		11:49:27.829
2 -	1:40.456	+ 1.660	11:39:26.212	9 -	1:40.304	+ 1.508	11:51:08.133
3 -	1:40.873	+ 2.077	11:41:07.085	10 -	1:39.617	+ 0.821	11:52:47.750
4 -	1:40.555	+ 1.759	11:42:47.640	11 -	1:39.070	+ 0.274	11:54:26.820
5 -	1:40.444	+ 1.648	11:44:28.084	12 -	1:39.729	+ 0.933	11:56:06.549
6 -	1:40.137	+ 1.341	11:46:08.221	13 -	1:39.231	+ 0.435	11:57:45.780
7 -	1:40.812	+ 2.016	11:47:49.033	14 -	1:38.957	+ 0.161	11:59:24.737
121	Richard ORMSON		SUP Caterham Seven				
1 -	1:53.516	+ 11.916	11:37:47.841	8 -	1:42.166	+ 0.566	11:49:46.777
2 -	1:41.600		11:39:29.441	9 -	1:42.655	+ 1.055	11:51:29.432
3 -	1:42.343	+ 0.743	11:41:11.784	10 -	1:41.815	+ 0.215	11:53:11.247
4 -	1:41.936	+ 0.336	11:42:53.720	11 -	1:41.883	+ 0.283	11:54:53.130
5 -	1:43.936	+ 2.336	11:44:37.656	12 -	1:44.759	+ 3.159	11:56:37.889
6 -	1:43.015	+ 1.415	11:46:20.671	13 -	1:43.732	+ 2.132	11:58:21.621
7 -	1:43.940	+ 2.340	11:48:04.611				
122	Jon WOLFE		SUP Caterham Super Graduate				
1 -	1:42.590	+ 8.540	11:37:36.915	8 -	1:34.610	+ 0.560	11:48:41.724
2 -	1:35.709	+ 1.659	11:39:12.624	9 -	1:34.662	+ 0.612	11:50:16.386
3 -	1:36.150	+ 2.100	11:40:48.774	10 -	1:35.071	+ 1.021	11:51:51.457
4 -	1:35.443	+ 1.393	11:42:24.217	11 -	1:34.518	+ 0.468	11:53:25.975
5 -	1:34.574	+ 0.524	11:43:58.791	12 -	1:34.756	+ 0.706	11:55:00.731
6 -	1:34.050		11:45:32.841	13 -	1:34.360	+ 0.310	11:56:35.091
7 -	1:34.273	+ 0.223	11:47:07.114	14 -	1:35.508	+ 1.458	11:58:10.599
123	Jonathan MILLER		SUP Caterham 7				
1 -	1:46.086	+ 11.864	11:37:40.411	8 -	1:35.012	+ 0.790	11:48:47.051
2 -	1:36.156	+ 1.934	11:39:16.567	9 -	1:34.802	+ 0.580	11:50:21.853
3 -	1:35.811	+ 1.589	11:40:52.378	10 -	1:35.123	+ 0.901	11:51:56.976
4 -	1:34.688	+ 0.466	11:42:27.066	11 -	1:35.247	+ 1.025	11:53:32.223
5 -	1:34.257	+ 0.035	11:44:01.323	12 -	1:35.535	+ 1.313	11:55:07.758
6 -	1:35.620	+ 1.398	11:45:36.943	13 -	1:34.222		11:56:41.980
7 -	1:35.096	+ 0.874	11:47:12.039	14 -	1:36.766	+ 2.544	11:58:18.746
125	Stephen HIRONS		SUP Caterham 7				
1 -	1:49.788	+ 14.580	11:37:44.113	8 -	1:35.792	+ 0.584	11:49:01.750
2 -	1:37.483	+ 2.275	11:39:21.596	9 -	1:35.208		11:50:36.958
3 -	1:36.944	+ 1.736	11:40:58.540	10 -	1:35.921	+ 0.713	11:52:12.879
4 -	1:38.020	+ 2.812	11:42:36.560	11 -	1:35.476	+ 0.268	11:53:48.355
5 -	1:36.252	+ 1.044	11:44:12.812	12 -	1:35.292	+ 0.084	11:55:23.647
6 -	1:36.268	+ 1.060	11:45:49.080	13 -	1:36.080	+ 0.872	11:56:59.727
7 -	1:36.878	+ 1.670	11:47:25.958	14 -	1:35.641	+ 0.433	11:58:35.368
128	Martin KAY		SUP Caterham 7				
1 -	1:47.560	+ 12.397	11:37:41.885	8 -	1:37.242	+ 2.079	11:49:03.384
2 -	1:37.149	+ 1.986	11:39:19.034	9 -	1:36.054	+ 0.891	11:50:39.438
3 -	1:36.844	+ 1.681	11:40:55.878	10 -	1:35.719	+ 0.556	11:52:15.157
4 -	1:36.572	+ 1.409	11:42:32.450	11 -	1:36.311	+ 1.148	11:53:51.468
5 -	1:37.891	+ 2.728	11:44:10.341	12 -	1:36.377	+ 1.214	11:55:27.845
6 -	1:37.863	+ 2.700	11:45:48.204	13 -	1:35.931	+ 0.768	11:57:03.776
7 -	1:37.938	+ 2.775	11:47:26.142	14 -	1:35.163		11:58:38.939

Weather / Track : Cloudy / Dry

Rockingham Int. Sportscar
Circuit Length = 1.9400 miles
Start: 11:35 End: 11:59

McMillan Motorsport Caterham Graduate Championship (Super/Sigma)

RACE 8 - LAP ANALYSIS

130	James POTTER		SUP Caterham 7				
1 -	1:48.372	+ 12.818	11:37:42.697	8 -	1:35.896	+ 0.342	11:49:00.934
2 -	1:36.603	+ 1.049	11:39:19.300	9 -	1:37.272	+ 1.718	11:50:38.206
3 -	1:36.260	+ 0.706	11:40:55.560	10 -	1:36.391	+ 0.837	11:52:14.597
4 -	1:36.641	+ 1.087	11:42:32.201	11 -	1:36.616	+ 1.062	11:53:51.213
5 -	1:37.172	+ 1.618	11:44:09.373	12 -	1:36.413	+ 0.859	11:55:27.626
6 -	1:38.065	+ 2.511	11:45:47.438	13 -	1:37.076	+ 1.522	11:57:04.702
7 -	1:37.600	+ 2.046	11:47:25.038	14 -	1:35.554		11:58:40.256
155	Andrew SAGAR		SUP Caterham 7				
1 -	1:46.276	+ 11.293	11:37:40.601	8 -	1:36.546	+ 1.563	11:49:02.160
2 -	1:38.109	+ 3.126	11:39:18.710	9 -	1:35.003	+ 0.020	11:50:37.163
3 -	1:38.799	+ 3.816	11:40:57.509	10 -	1:34.983		11:52:12.146
4 -	1:37.177	+ 2.194	11:42:34.686	11 -	1:35.174	+ 0.191	11:53:47.320
5 -	1:36.160	+ 1.177	11:44:10.846	12 -	1:35.105	+ 0.122	11:55:22.425
6 -	1:37.684	+ 2.701	11:45:48.530	13 -	1:37.470	+ 2.487	11:56:59.895
7 -	1:37.084	+ 2.101	11:47:25.614	14 -	1:36.044	+ 1.061	11:58:35.939
159	Andy MOLSON		SUP Caterham 7				
1 -	1:47.375	+ 13.444	11:37:41.700	8 -	1:35.014	+ 1.083	11:48:47.824
2 -	1:36.651	+ 2.720	11:39:18.351	9 -	1:34.942	+ 1.011	11:50:22.766
3 -	1:35.367	+ 1.436	11:40:53.718	10 -	1:34.774	+ 0.843	11:51:57.540
4 -	1:35.197	+ 1.266	11:42:28.915	11 -	1:35.443	+ 1.512	11:53:32.983
5 -	1:34.651	+ 0.720	11:44:03.566	12 -	1:35.439	+ 1.508	11:55:08.422
6 -	1:34.859	+ 0.928	11:45:38.425	13 -	1:33.931		11:56:42.353
7 -	1:34.385	+ 0.454	11:47:12.810	14 -	1:35.646	+ 1.715	11:58:17.999
164	Paul ELLIOTT		SUP Caterham 7				
1 -	1:52.031	+ 15.165	11:37:46.356	8 -	1:39.924	+ 3.058	11:49:22.438
2 -	1:40.175	+ 3.309	11:39:26.531	9 -	1:38.751	+ 1.885	11:51:01.189
3 -	1:39.877	+ 3.011	11:41:06.408	10 -	1:38.088	+ 1.222	11:52:39.277
4 -	1:38.869	+ 2.003	11:42:45.277	11 -	1:36.866		11:54:16.143
5 -	1:39.142	+ 2.276	11:44:24.419	12 -	1:38.073	+ 1.207	11:55:54.216
6 -	1:39.227	+ 2.361	11:46:03.646	13 -	1:37.819	+ 0.953	11:57:32.035
7 -	1:38.868	+ 2.002	11:47:42.514	14 -	1:37.898	+ 1.032	11:59:09.933
166	Barry WHITE		SUP Caterham 7				
1 -	1:49.995	+ 14.402	11:37:44.320	8 -	1:37.029	+ 1.436	11:49:03.783
2 -	1:37.762	+ 2.169	11:39:22.082	9 -	1:35.603	+ 0.010	11:50:39.386
3 -	1:36.952	+ 1.359	11:40:59.034	10 -	1:36.618	+ 1.025	11:52:16.004
4 -	1:37.322	+ 1.729	11:42:36.356	11 -	1:36.069	+ 0.476	11:53:52.073
5 -	1:36.965	+ 1.372	11:44:13.321	12 -	1:35.918	+ 0.325	11:55:27.991
6 -	1:36.030	+ 0.437	11:45:49.351	13 -	1:36.023	+ 0.430	11:57:04.014
7 -	1:37.403	+ 1.810	11:47:26.754	14 -	1:35.593		11:58:39.607
167	Stephen CAPSEY		SUP Caterham Super 7				
1 -	1:49.127	+ 14.145	11:37:43.452	8 -	1:35.535	+ 0.553	11:49:00.162
2 -	1:36.468	+ 1.486	11:39:19.920	9 -	1:36.051	+ 1.069	11:50:36.213
3 -	1:38.097	+ 3.115	11:40:58.017	10 -	1:34.982		11:52:11.195
4 -	1:35.995	+ 1.013	11:42:34.012	11 -	1:35.362	+ 0.380	11:53:46.557
5 -	1:36.032	+ 1.050	11:44:10.044	12 -	1:36.487	+ 1.505	11:55:23.044
6 -	1:37.709	+ 2.727	11:45:47.753	13 -	1:36.011	+ 1.029	11:56:59.055
7 -	1:36.874	+ 1.892	11:47:24.627	14 -	1:35.312	+ 0.330	11:58:34.367
171	Ian ANDERSON		SIG Caterham 7				
1 -	2:08.286	+ 32.560	11:38:02.611	8 -	1:36.621	+ 0.895	11:49:24.641
2 -	1:37.969	+ 2.243	11:39:40.580	9 -	1:35.726		11:51:00.367
3 -	1:38.084	+ 2.358	11:41:18.664	10 -	1:35.794	+ 0.068	11:52:36.161
4 -	1:37.702	+ 1.976	11:42:56.366	11 -	1:36.310	+ 0.584	11:54:12.471
5 -	1:37.826	+ 2.100	11:44:34.192	12 -	1:36.021	+ 0.295	11:55:48.492
6 -	1:36.958	+ 1.232	11:46:11.150	13 -	1:36.237	+ 0.511	11:57:24.729
7 -	1:36.870	+ 1.144	11:47:48.020	14 -	1:37.618	+ 1.892	11:59:02.347

Weather / Track : Cloudy / Dry

Rockingham Int. Sportscar
Circuit Length = 1.9400 miles
Start: 11:35 End: 11:59

McMillan Motorsport Caterham Graduate Championship (Super/Sgima)

RACE 8 - LAP ANALYSIS

174	Andrew HAYTER		SIG Caterham 7				
1 -	2:11.484	+ 34.837	11:38:05.809	8 -	1:38.429	+ 1.782	11:49:28.350
2 -	1:38.906	+ 2.259	11:39:44.715	9 -	1:38.732	+ 2.085	11:51:07.082
3 -	1:37.185	+ 0.538	11:41:21.900	10 -	1:39.025	+ 2.378	11:52:46.107
4 -	1:37.027	+ 0.380	11:42:58.927	11 -	1:38.509	+ 1.862	11:54:24.616
5 -	1:36.961	+ 0.314	11:44:35.888	12 -	1:38.862	+ 2.215	11:56:03.478
6 -	1:36.647		11:46:12.535	13 -	1:39.409	+ 2.762	11:57:42.887
7 -	1:37.386	+ 0.739	11:47:49.921	14 -	1:41.040	+ 4.393	11:59:23.927
175	Nick DYER		SIG Caterham 7				
1 -	2:11.072	+ 34.685	11:38:05.397	8 -	1:36.966	+ 0.579	11:49:25.288
2 -	1:38.723	+ 2.336	11:39:44.120	9 -	1:36.475	+ 0.088	11:51:01.763
3 -	1:37.176	+ 0.789	11:41:21.296	10 -	1:36.598	+ 0.211	11:52:38.361
4 -	1:36.777	+ 0.390	11:42:58.073	11 -	1:37.279	+ 0.892	11:54:15.640
5 -	1:37.195	+ 0.808	11:44:35.268	12 -	1:37.581	+ 1.194	11:55:53.221
6 -	1:36.387		11:46:11.655	13 -	1:38.262	+ 1.875	11:57:31.483
7 -	1:36.667	+ 0.280	11:47:48.322	14 -	1:37.731	+ 1.344	11:59:09.214
184	Jonathan CLELAND		SIG Lotus Caterham 7				
1 -	2:18.887	3 - 3:58:35.889	11:38:13.212				
190	Simon PASHLEY		SIG Caterham 7				
1 -	2:08.410	+ 32.679	11:38:02.735	8 -	1:35.904	+ 0.173	11:49:20.937
2 -	1:38.746	+ 3.015	11:39:41.481	9 -	1:35.785	+ 0.054	11:50:56.722
3 -	1:38.117	+ 2.386	11:41:19.598	10 -	1:35.995	+ 0.264	11:52:32.717
4 -	1:36.911	+ 1.180	11:42:56.509	11 -	1:35.907	+ 0.176	11:54:08.624
5 -	1:37.004	+ 1.273	11:44:33.513	12 -	1:36.023	+ 0.292	11:55:44.647
6 -	1:35.789	+ 0.058	11:46:09.302	13 -	1:36.286	+ 0.555	11:57:20.933
7 -	1:35.731		11:47:45.033	14 -	1:36.194	+ 0.463	11:58:57.127
199	Daniel SIVITER		SIG Caterham Super 7				
1 -	2:08.579	+ 32.933	11:38:02.904	4 -	1:37.128	+ 1.482	11:42:57.200
2 -	1:37.956	+ 2.310	11:39:40.860	5 -	1:37.074	+ 1.428	11:44:34.274
3 -	1:39.212	+ 3.566	11:41:20.072	6 -	1:35.646		11:46:09.920

Weather / Track : Cloudy / Dry

Rockingham Int. Sportscar
 Circuit Length = 1.9400 miles
 Start: 11:35 End: 11:59



McMILLAN MOTORSPORT CATERHAM GRADUATE CHAMPIONSHIP (MEGA CLASS)

**Rockingham International
Sports Car Circuit**

19th / 20th May 2012



Results Provided by Timing Solutions Ltd
www.tsl-timing.com

McMillan Motorsport Caterham Graduate Championship (Mega)
QUALIFYING - RACE 3 - CLASSIFICATION

POS	NO	CL	NAME	ENTRY	TIME	ON	LAPS	GAP	DIFF	MPH
1	9		Adrian RUSSELL	Caterham 7	1:56.219	6	6			60.09
2	7		Nicholas HARYETT	Caterham 7	1:56.429	6	6	0.210	0.210	59.98
3	11		Jamie ELLWOOD	Caterham 7	1:57.197	5	6	0.978	0.768	59.59
4	36		Glenn BURTENSCHAW	Caterham mega grad	1:57.472	6	6	1.253	0.275	59.45
5	2		Mick WHITEHEAD	Caterham 7	1:57.801	5	6	1.582	0.329	59.28
6	20		Darrell WILSON	Caterham 7	1:57.941	5	6	1.722	0.140	59.21
7	56		Brett RAY	Caterham 7	2:00.849	6	6	4.630	2.908	57.79
8	5		Nick FROST	Caterham 7	2:01.114	3	3	4.895	0.265	57.66
9	44		Nick PANCISI	Caterham 7	2:01.699	6	6	5.480	0.585	57.38
10	54		Peter FRITH	Caterham 7	2:02.102	4	6	5.883	0.403	57.19
11	26		Ian NOBLE	Caterham 7	2:02.958	5	6	6.739	0.856	56.79
12	38		Ian BRUNNING	Caterham 7	2:03.628	5	6	7.409	0.670	56.49
13	35		Gordon HALLEY	Caterham 7	2:03.766	5	6	7.547	0.138	56.42
14	22		Peter MARSH	Caterham 7	2:03.895	5	6	7.676	0.129	56.36
15	63		Martin GEE	Caterham 7	2:05.236	4	6	9.017	1.341	55.76
16	21		Matt THOMPSON	Caterham 7	2:06.165	5	5	9.946	0.929	55.35
17	25		Keith PENNINGTON	Caterham 7	2:08.598	3	5	12.379	2.433	54.30

Weather / Track : Cloudy / Damp

These results are provisional until the conclusion of any judicial and technical matters.

Rockingham Int. Sportscar
 Circuit Length = 1.9400 miles
 Start: 11:00 End: 11:22

Clerk of Course :		Timekeeper :
-------------------	--	--------------

McMillan Motorsport Caterham Graduate Championship (Mega)
QUALIFYING - RACE 3 - LAP ANALYSIS

2	Mick WHITEHEAD		Caterham 7				
1 -	2:01.774	+ 3.973	11:04:29.521	4 -	1:58.290	+ 0.489	11:17:12.665
2 -	8:45.309	+ 6:47.508	11:13:14.830	5 -	1:57.801		11:19:10.466
3 -	1:59.545	+ 1.744	11:15:14.375	6 -	2:01.913	+ 4.112	11:21:12.379
5	Nick FROST		Caterham 7				
1 -	13:46.931 P	+ 11:45.817	11:16:25.419	3 -	2:01.114		11:22:35.232
2 -	4:08.699	+ 2:07.585	11:20:34.118				
7	Nicholas HARYETT		Caterham 7				
1 -	2:02.585	+ 6.156	11:04:24.778	4 -	1:57.663	+ 1.234	11:17:03.241
2 -	8:43.302	+ 6:46.873	11:13:08.080	5 -	1:58.382	+ 1.953	11:19:01.623
3 -	1:57.498	+ 1.069	11:15:05.578	6 -	1:56.429		11:20:58.052
9	Adrian RUSSELL		Caterham 7				
1 -	2:01.576	+ 5.357	11:04:41.517	4 -	1:57.976	+ 1.757	11:17:10.186
2 -	8:31.791	+ 6:35.572	11:13:13.308	5 -	1:57.046	+ 0.827	11:19:07.232
3 -	1:58.902	+ 2.683	11:15:12.210	6 -	1:56.219		11:21:03.451
11	Jamie ELLWOOD		Caterham 7				
1 -	2:01.667	+ 4.470	11:04:35.956	4 -	1:59.081	+ 1.884	11:17:04.202
2 -	8:31.283	+ 6:34.086	11:13:07.239	5 -	1:57.197		11:19:01.399
3 -	1:57.882	+ 0.685	11:15:05.121	6 -	2:00.225	+ 3.028	11:21:01.624
20	Darrell WILSON		Caterham 7				
1 -	2:02.728	+ 4.787	11:04:36.808	4 -	2:00.202	+ 2.261	11:17:12.313
2 -	8:35.367	+ 6:37.426	11:13:12.175	5 -	1:57.941		11:19:10.254
3 -	1:59.936	+ 1.995	11:15:12.111	6 -	1:58.489	+ 0.548	11:21:08.743
21	Matt THOMPSON		Caterham 7				
1 -	10:52.299	+ 8:46.134	11:13:55.010	4 -	2:08.020	+ 1.855	11:20:22.685
2 -	2:10.988	+ 4.823	11:16:05.998	5 -	2:06.165		11:22:28.850
3 -	2:08.667	+ 2.502	11:18:14.665				
22	Peter MARSH		Caterham 7				
1 -	2:06.649	+ 2.754	11:04:32.116	4 -	2:05.778	+ 1.883	11:17:38.198
2 -	8:51.349	+ 6:47.454	11:13:23.465	5 -	2:03.895		11:19:42.093
3 -	2:08.955	+ 5.060	11:15:32.420	6 -	2:10.778	+ 6.883	11:21:52.871
25	Keith PENNINGTON		Caterham 7				
1 -	10:40.923	+ 8:32.325	11:13:41.816	4 -	2:23.590	+ 14.992	11:20:28.550
2 -	2:14.546	+ 5.948	11:15:56.362	5 -	2:10.478	+ 1.880	11:22:39.028
3 -	2:08.598		11:18:04.960				
26	Ian NOBLE		Caterham 7				
1 -	2:08.340	+ 5.382	11:04:47.523	4 -	2:05.385	+ 2.427	11:18:01.898
2 -	9:04.482	+ 7:01.524	11:13:52.005	5 -	2:02.958		11:20:04.856
3 -	2:04.508	+ 1.550	11:15:56.513	6 -	2:09.129	+ 6.171	11:22:13.985
35	Gordon HALLEY		Caterham 7				
1 -	2:08.588	+ 4.822	11:04:38.773	4 -	2:05.957	+ 2.191	11:17:39.200
2 -	8:45.928	+ 6:42.162	11:13:24.701	5 -	2:03.766		11:19:42.966
3 -	2:08.542	+ 4.776	11:15:33.243	6 -	2:09.588	+ 5.822	11:21:52.554
36	Glenn BURTEISHAW		Caterham mega grad				
1 -	2:03.206	+ 5.734	11:04:33.583	4 -	1:57.569	+ 0.097	11:17:05.829
2 -	8:36.113	+ 6:38.641	11:13:09.696	5 -	1:57.482	+ 0.010	11:19:03.311
3 -	1:58.564	+ 1.092	11:15:08.260	6 -	1:57.472		11:21:00.783

Weather / Track : Cloudy / Damp

Rockingham Int. Sportscar
Circuit Length = 1.9400 miles
Start: 11:00 End: 11:22

McMillan Motorsport Caterham Graduate Championship (Mega)
QUALIFYING - RACE 3 - LAP ANALYSIS


38	Ian BRUNNING			Caterham 7			
1 -	2:05.171	+ 1.543	11:04:44.557	4 -	2:08.327	+ 4.699	11:18:02.973
2 -	8:59.813	+ 6:56.185	11:13:44.370	5 -	2:03.628		11:20:06.601
3 -	2:10.276	+ 6.648	11:15:54.646	6 -	2:03.794	+ 0.166	11:22:10.395
44	Nick PANCISI			Caterham 7			
1 -	2:06.011	+ 4.312	11:04:29.080	4 -	2:02.863	+ 1.164	11:17:19.983
2 -	8:44.195	+ 6:42.496	11:13:13.275	5 -	2:03.011	+ 1.312	11:19:22.994
3 -	2:03.845	+ 2.146	11:15:17.120	6 -	2:01.699		11:21:24.693
54	Peter FRITH			Caterham 7			
1 -	2:07.537	+ 5.435	11:04:41.314	4 -	2:02.102		11:17:35.771
2 -	8:49.526	+ 6:47.424	11:13:30.840	5 -	2:08.881	+ 6.779	11:19:44.652
3 -	2:02.829	+ 0.727	11:15:33.669	6 -	2:12.097	+ 9.995	11:21:56.749
56	Brett RAY			Caterham 7			
1 -	2:09.905	+ 9.056	11:04:42.686	4 -	2:04.049	+ 3.200	11:17:29.212
2 -	8:37.568	+ 6:36.719	11:13:20.254	5 -	2:03.425	+ 2.576	11:19:32.637
3 -	2:04.909	+ 4.060	11:15:25.163	6 -	2:00.849		11:21:33.486
63	Martin GEE			Caterham 7			
1 -	2:09.312	+ 4.076	11:04:57.191	4 -	2:05.236		11:18:06.546
2 -	8:45.798	+ 6:40.562	11:13:42.989	5 -	2:08.306	+ 3.070	11:20:14.852
3 -	2:18.321	+ 13.085	11:16:01.310	6 -	2:06.505	+ 1.269	11:22:21.357

Weather / Track : Cloudy / Damp

Rockingham Int. Sportscar
 Circuit Length = 1.9400 miles
 Start: 11:00 End: 11:22

McMillan Motorsport Caterham Graduate Championship (Mega)

RACE 3 - GRID

ROW 9		2:08.598	25	Keith PENNINGTON			
ROW 8	2:06.165		21	Matt THOMPSON	2:05.236	63	Martin GEE
ROW 7		2:03.895	22	Peter MARSH	2:03.766	35	Gordon HALLEY
ROW 6	2:03.628		38	Ian BRUNNING	2:02.958	26	Ian NOBLE
ROW 5		2:02.102	54	Peter FRITH	2:01.699	44	Nick PANCISI
ROW 4	2:01.114		5	Nick FROST	2:00.849	56	Brett RAY
ROW 3		1:57.941	20	Darrell WILSON	1:57.801	2	Mick WHITEHEAD
ROW 2	1:57.472		36	Glenn BURTENSHAW	1:57.197	11	Jamie ELLWOOD
ROW 1		1:56.429	7	Nicholas HARYETT	1:56.219	9	Adrian RUSSELL
Pole							
							

Rockingham Int. Sportscar
Circuit Length = 1.9400 miles

These results are provisional until the conclusion of any judicial and technical matters.


Clerk of Course :		Timekeeper :
-------------------	--	--------------

McMillan Motorsport Caterham Graduate Championship (Mega)

RACE 10 - GRID - AMENDED

ROW 7	5	Nick FROST	2:10.478	25	Keith PENNINGTON
ROW 6	21	Matt THOMPSON	2:08.020	63	Martin GEE
ROW 5	35	Gordon HALLEY	2:05.957	22	Peter MARSH
ROW 4	38	Ian BRUNNING	2:03.794	56	Brett RAY
ROW 3	44	Nick PANCISI	2:02.863	2	Mick WHITEHEAD
ROW 2	11	Jamie ELLWOOD	1:57.882	7	Nicholas HARYETT
ROW 1	36	Glenn BURTENSHAW	1:57.482	9	Adrian RUSSELL

Pole



Cars 20, 26 & 54 withdrawn from race

Rockingham Int. Sportscar
Circuit Length = 1.9400 miles

These results are provisional until the conclusion of any judicial and technical matters.

Clerk of Course :		Timekeeper :
-------------------	--	--------------

McMillan Motorsport Caterham Graduate Championship (Mega)

RACE 3 - CLASSIFICATION

POS	NO	CL	NAME	ENTRY	LAPS	TIME	GAP	DIFF	MPH	BEST	ON
1	11		Jamie ELLWOOD	Caterham 7	12	22:21.381			62.47	1:33.033	9
2	9		Adrian RUSSELL	Caterham 7	12	22:21.570	0.189	0.189	62.46	1:33.225	12
3	7		Nicholas HARYETT	Caterham 7	12	22:24.271	2.890	2.701	62.34	1:33.538	11
4	2		Mick WHITEHEAD	Caterham 7	12	22:31.527	10.146	7.256	62.00	1:32.631	7
5	36		Glenn BURTENSHAW	Caterham mega grad	12	22:35.035	13.654	3.508	61.84	1:34.119	10
6	5		Nick FROST	Caterham 7	12	22:40.970	19.589	5.935	61.57	1:33.777	11
7	44		Nick PANCISI	Caterham 7	12	22:41.510	20.129	0.540	61.55	1:34.135	11
8	21		Matt THOMPSON	Caterham 7	12	22:43.103	21.722	1.593	61.48	1:34.631	12
9	56		Brett RAY	Caterham 7	12	22:46.382	25.001	3.279	61.33	1:34.134	11
10	25		Keith PENNINGTON	Caterham 7	12	22:54.789	33.408	8.407	60.96	1:35.977	10
11	22		Peter MARSH	Caterham 7	12	22:55.188	33.807	0.399	60.94	1:36.875	6
12	38		Ian BRUNNING	Caterham 7	12	22:55.548	34.167	0.360	60.92	1:36.021	11
13	63		Martin GEE	Caterham 7	12	22:55.946	34.565	0.398	60.90	1:35.988	12
14	35		Gordon HALLEY	Caterham 7	12	23:05.051	43.670	9.105	60.50	1:37.664	7
NOT CLASSIFIED											
DNF	20		Darrell WILSON	Caterham 7	0						
DNF	26		Ian NOBLE	Caterham 7	0						
DNF	54		Peter FRITH	Caterham 7	0						
FASTEST LAP											
	2		Mick WHITEHEAD	Caterham 7	7	1:32.631		75.39 mph		121.33 kph	

Weather / Track : Cloudy / Drying

These results are provisional until the conclusion of any judicial and technical matters.

Rockingham Int. Sportscar
Circuit Length = 1.9400 miles
Start: 14:33 End: 14:57

Clerk of Course :		Timekeeper :
-------------------	--	--------------

McMillan Motorsport Caterham Graduate Championship (Mega)

RACE 3 - LAP CHART

Lap 1			Lap 2			Lap 3			Lap 4			Lap 5		
No	Behind	Laptime	No	Behind	Laptime	No	Behind	Laptime	No	Behind	Laptime	No	Behind	Laptime
7		1:44.074	7		2:49.084	7		2:45.187	7		2:28.949	7		1:36.260
9	0.306	1:44.380	9	0.765	2:49.543	9	0.657	2:45.079	9	0.476	2:28.768	9	0.346	1:36.130
11	1.043	1:45.117	11	1.993	2:50.034	11	1.998	2:45.192	11	1.156	2:28.107	11	0.862	1:35.966
36	2.178	1:46.252	36	2.674	2:49.580	36	2.980	2:45.493	36	2.552	2:28.521	36	3.400	1:37.108
21	7.161	1:51.235	21	3.755	2:45.678	21	4.102	2:45.534	21	3.637	2:28.484	56	6.645	1:38.528
56	9.166	1:53.240	56	4.181	2:44.099	56	4.901	2:45.907	56	4.377	2:28.425	21	7.808	1:40.431
44	10.290	1:54.364	44	4.759	2:43.553	44	5.527	2:45.955	44	5.107	2:28.529	44	7.900	1:39.053
22	10.478	1:54.552	22	5.231	2:43.837	22	5.882	2:45.838	22	6.164	2:29.231	5	8.182	1:35.919
38	10.542	1:54.616	38	7.591	2:46.133	38	7.119	2:44.715	38	7.631	2:29.461	22	9.291	1:39.387
63	11.187	1:55.261	63	8.681	2:46.578	63	7.572	2:44.078	63	8.312	2:29.689	38	11.218	1:39.847
5	11.387	1:55.461	5	9.644	2:47.341	5	8.297	2:43.840	5	8.523	2:29.175	2	11.553	1:36.445
25	12.266	1:56.340	25	10.054	2:46.872	25	8.918	2:44.051	25	9.555	2:29.586	63	12.653	1:40.601
35	12.564	1:56.638	35	10.850	2:47.370	35	9.565	2:43.902	35	11.177	2:30.561	25	12.865	1:39.570
2	20.470	2:04.544	2	11.247	2:39.861	2	10.079	2:44.019	2	11.368	2:30.238	35	14.160	1:39.243

Weather / Track : Cloudy / Drying

Rockingham Int. Sportscar
Circuit Length = 1.9400 miles
Start: 14:33 End: 14:57

McMillan Motorsport Caterham Graduate Championship (Mega)

RACE 3 - LAP CHART

Lap 6			Lap 7			Lap 8			Lap 9			Lap 10		
No	Behind	Laptime	No	Behind	Laptime	No	Behind	Laptime	No	Behind	Laptime	No	Behind	Laptime
7		1:35.233	9		1:34.302	9		1:34.034	11		1:33.033	11		1:33.693
9	0.116	1:35.003	11	0.281	1:34.112	11	0.382	1:34.135	9	0.461	1:33.876	9	0.662	1:33.894
11	0.587	1:34.958	7	0.752	1:35.170	7	1.284	1:34.566	7	2.415	1:34.546	7	2.436	1:33.714
36	4.659	1:36.492	36	6.013	1:35.772	36	7.540	1:35.561	2	9.536	1:34.213	2	8.621	1:32.778
56	6.561	1:35.149	56	7.546	1:35.403	2	8.738	1:33.932	36	10.101	1:35.976	36	10.527	1:34.119
5	7.339	1:34.390	5	7.698	1:34.777	44	13.063	1:36.848	56	15.037	1:34.926	56	17.051	1:35.707
44	9.697	1:37.030	2	8.840	1:32.631	56	13.526	1:40.014	44	15.553	1:35.905	5	18.355	1:36.063
21	10.196	1:37.621	44	10.249	1:34.970	5	14.121	1:40.457	5	15.985	1:35.279	44	18.769	1:36.909
2	10.627	1:34.307	21	13.685	1:37.907	21	15.300	1:35.649	21	17.140	1:35.255	21	19.203	1:35.756
22	10.933	1:36.875	22	14.361	1:37.846	22	17.804	1:37.477	22	21.480	1:37.091	22	25.238	1:37.451
38	14.367	1:38.382	38	17.668	1:37.719	25	22.100	1:38.067	25	25.780	1:37.095	25	28.064	1:35.977
25	16.031	1:38.399	25	18.067	1:36.454	38	22.600	1:38.966	38	26.126	1:36.941	38	28.471	1:36.038
63	16.659	1:39.239	63	19.794	1:37.553	63	23.040	1:37.280	63	26.557	1:36.932	63	29.458	1:36.594
35	17.423	1:38.496	35	20.669	1:37.664	35	25.515	1:38.880	35	30.200	1:38.100	35	34.339	1:37.832

Weather / Track : Cloudy / Drying

Rockingham Int. Sportscar
Circuit Length = 1.9400 miles
Start: 14:33 End: 14:57

McMillan Motorsport Caterham Graduate Championship (Mega)

RACE 3 - LAP CHART

Lap 11			Lap 12		
No	Behind	Laptime	No	Behind	Laptime
11		1:33.328	11		1:33.706
9	0.670	1:33.336	9	0.189	1:33.225
7	2.646	1:33.538	7	2.890	1:33.950
2	10.121	1:34.828	2	10.146	1:33.731
36	11.644	1:34.445	36	13.654	1:35.716
56	17.857	1:34.134	5	19.589	1:34.491
5	18.804	1:33.777	44	20.129	1:34.259
44	19.576	1:34.135	21	21.722	1:34.631
21	20.797	1:34.922	56	25.001	1:40.850
22	29.380	1:37.470	25	33.408	1:36.209
25	30.905	1:36.169	22	33.807	1:38.133
38	31.164	1:36.021	38	34.167	1:36.709
63	32.283	1:36.153	63	34.565	1:35.988
35	39.035	1:38.024	35	43.670	1:38.341

Weather / Track : Cloudy / Drying

Rockingham Int. Sportscar
Circuit Length = 1.9400 miles
Start: 14:33 End: 14:57

McMillan Motorsport Caterham Graduate Championship (Mega)

RACE 3 - LAP ANALYSIS

2	Mick WHITEHEAD		Caterham 7			
1 -	2:04.544	+ 31.913	14:36:02.828	7 -	1:32.631	14:48:40.329
2 -	2:39.861	+ 1:07.230	14:38:42.689	8 -	1:33.932	14:50:14.261
3 -	2:44.019	+ 1:11.388	14:41:26.708	9 -	1:34.213	14:51:48.474
4 -	2:30.238	+ 57.607	14:43:56.946	10 -	1:32.778	14:53:21.252
5 -	1:36.445	+ 3.814	14:45:33.391	11 -	1:34.828	14:54:56.080
6 -	1:34.307	+ 1.676	14:47:07.698	12 -	1:33.731	14:56:29.811
5	Nick FROST		Caterham 7			
1 -	1:55.461	+ 21.684	14:35:53.745	7 -	1:34.777	14:48:39.187
2 -	2:47.341	+ 1:13.564	14:38:41.086	8 -	1:40.457	14:50:19.644
3 -	2:43.840	+ 1:10.063	14:41:24.926	9 -	1:35.279	14:51:54.923
4 -	2:29.175	+ 55.398	14:43:54.101	10 -	1:36.063	14:53:30.986
5 -	1:35.919	+ 2.142	14:45:30.020	11 -	1:33.777	14:55:04.763
6 -	1:34.390	+ 0.613	14:47:04.410	12 -	1:34.491	14:56:39.254
7	Nicholas HARYETT		Caterham 7			
1 -	1:44.074	+ 10.536	14:35:42.358	7 -	1:35.170	14:48:32.241
2 -	2:49.084	+ 1:15.546	14:38:31.442	8 -	1:34.566	14:50:06.807
3 -	2:45.187	+ 1:11.649	14:41:16.629	9 -	1:34.546	14:51:41.353
4 -	2:28.949	+ 55.411	14:43:45.578	10 -	1:33.714	14:53:15.067
5 -	1:36.260	+ 2.722	14:45:21.838	11 -	1:33.538	14:54:48.605
6 -	1:35.233	+ 1.695	14:46:57.071	12 -	1:33.950	14:56:22.555
9	Adrian RUSSELL		Caterham 7			
1 -	1:44.380	+ 11.155	14:35:42.664	7 -	1:34.302	14:48:31.489
2 -	2:49.543	+ 1:16.318	14:38:32.207	8 -	1:34.034	14:50:05.523
3 -	2:45.079	+ 1:11.854	14:41:17.286	9 -	1:33.876	14:51:39.399
4 -	2:28.768	+ 55.543	14:43:46.054	10 -	1:33.894	14:53:13.293
5 -	1:36.130	+ 2.905	14:45:22.184	11 -	1:33.336	14:54:46.629
6 -	1:35.003	+ 1.778	14:46:57.187	12 -	1:33.225	14:56:19.854
11	Jamie ELLWOOD		Caterham 7			
1 -	1:45.117	+ 12.084	14:35:43.401	7 -	1:34.112	14:48:31.770
2 -	2:50.034	+ 1:17.001	14:38:33.435	8 -	1:34.135	14:50:05.905
3 -	2:45.192	+ 1:12.159	14:41:18.627	9 -	1:33.033	14:51:38.938
4 -	2:28.107	+ 55.074	14:43:46.734	10 -	1:33.693	14:53:12.631
5 -	1:35.966	+ 2.933	14:45:22.700	11 -	1:33.328	14:54:45.959
6 -	1:34.958	+ 1.925	14:46:57.658	12 -	1:33.706	14:56:19.665
20	Darrell WILSON		Caterham 7			
21	Matt THOMPSON		Caterham 7			
1 -	1:51.235	+ 16.604	14:35:49.519	7 -	1:37.907	14:48:45.174
2 -	2:45.678	+ 1:11.047	14:38:35.197	8 -	1:35.649	14:50:20.823
3 -	2:45.534	+ 1:10.903	14:41:20.731	9 -	1:35.255	14:51:56.078
4 -	2:28.484	+ 53.853	14:43:49.215	10 -	1:35.756	14:53:31.834
5 -	1:40.431	+ 5.800	14:45:29.646	11 -	1:34.922	14:55:06.756
6 -	1:37.621	+ 2.990	14:47:07.267	12 -	1:34.631	14:56:41.387
22	Peter MARSH		Caterham 7			
1 -	1:54.552	+ 17.677	14:35:52.836	7 -	1:37.846	14:48:45.850
2 -	2:43.837	+ 1:06.962	14:38:36.673	8 -	1:37.477	14:50:23.327
3 -	2:45.838	+ 1:08.963	14:41:22.511	9 -	1:37.091	14:52:00.418
4 -	2:29.231	+ 52.356	14:43:51.742	10 -	1:37.451	14:53:37.869
5 -	1:39.387	+ 2.512	14:45:31.129	11 -	1:37.470	14:55:15.339
6 -	1:36.875		14:47:08.004	12 -	1:38.133	14:56:53.472
25	Keith PENNINGTON		Caterham 7			
1 -	1:56.340	+ 20.363	14:35:54.624	7 -	1:36.454	14:48:49.556

Weather / Track : Cloudy / Drying

Rockingham Int. Sportscar
Circuit Length = 1.9400 miles
Start: 14:33 End: 14:57

McMillan Motorsport Caterham Graduate Championship (Mega)

RACE 3 - LAP ANALYSIS

2 -	2:46.872	+ 1:10.895	14:38:41.496	8 -	1:38.067	+ 2.090	14:50:27.623
3 -	2:44.051	+ 1:08.074	14:41:25.547	9 -	1:37.095	+ 1.118	14:52:04.718
4 -	2:29.586	+ 53.609	14:43:55.133	10 -	1:35.977		14:53:40.695
5 -	1:39.570	+ 3.593	14:45:34.703	11 -	1:36.169	+ 0.192	14:55:16.864
6 -	1:38.399	+ 2.422	14:47:13.102	12 -	1:36.209	+ 0.232	14:56:53.073
26	Ian NOBLE						Caterham 7
35	Gordon HALLEY						Caterham 7
1 -	1:56.638	+ 18.974	14:35:54.922	7 -	1:37.664		14:48:52.158
2 -	2:47.370	+ 1:09.706	14:38:42.292	8 -	1:38.880	+ 1.216	14:50:31.038
3 -	2:43.902	+ 1:06.238	14:41:26.194	9 -	1:38.100	+ 0.436	14:52:09.138
4 -	2:30.561	+ 52.897	14:43:56.755	10 -	1:37.832	+ 0.168	14:53:46.970
5 -	1:39.243	+ 1.579	14:45:35.998	11 -	1:38.024	+ 0.360	14:55:24.994
6 -	1:38.496	+ 0.832	14:47:14.494	12 -	1:38.341	+ 0.677	14:57:03.335
36	Glenn BURTEISHAW						Caterham mega grad
1 -	1:46.252	+ 12.133	14:35:44.536	7 -	1:35.772	+ 1.653	14:48:37.502
2 -	2:49.580	+ 1:15.461	14:38:34.116	8 -	1:35.561	+ 1.442	14:50:13.063
3 -	2:45.493	+ 1:11.374	14:41:19.609	9 -	1:35.976	+ 1.857	14:51:49.039
4 -	2:28.521	+ 54.402	14:43:48.130	10 -	1:34.119		14:53:23.158
5 -	1:37.108	+ 2.989	14:45:25.238	11 -	1:34.445	+ 0.326	14:54:57.603
6 -	1:36.492	+ 2.373	14:47:01.730	12 -	1:35.716	+ 1.597	14:56:33.319
38	Ian BRUNNING						Caterham 7
1 -	1:54.616	+ 18.595	14:35:52.900	7 -	1:37.719	+ 1.698	14:48:49.157
2 -	2:46.133	+ 1:10.112	14:38:39.033	8 -	1:38.966	+ 2.945	14:50:28.123
3 -	2:44.715	+ 1:08.694	14:41:23.748	9 -	1:36.941	+ 0.920	14:52:05.064
4 -	2:29.461	+ 53.440	14:43:53.209	10 -	1:36.038	+ 0.017	14:53:41.102
5 -	1:39.847	+ 3.826	14:45:33.056	11 -	1:36.021		14:55:17.123
6 -	1:38.382	+ 2.361	14:47:11.438	12 -	1:36.709	+ 0.688	14:56:53.832
44	Nick PANCISI						Caterham 7
1 -	1:54.364	+ 20.229	14:35:52.648	7 -	1:34.970	+ 0.835	14:48:41.738
2 -	2:43.553	+ 1:09.418	14:38:36.201	8 -	1:36.848	+ 2.713	14:50:18.586
3 -	2:45.955	+ 1:11.820	14:41:22.156	9 -	1:35.905	+ 1.770	14:51:54.491
4 -	2:28.529	+ 54.394	14:43:50.685	10 -	1:36.909	+ 2.774	14:53:31.400
5 -	1:39.053	+ 4.918	14:45:29.738	11 -	1:34.135		14:55:05.535
6 -	1:37.030	+ 2.895	14:47:06.768	12 -	1:34.259	+ 0.124	14:56:39.794
54	Peter FRITH						Caterham 7
56	Brett RAY						Caterham 7
1 -	1:53.240	+ 19.106	14:35:51.524	7 -	1:35.403	+ 1.269	14:48:39.035
2 -	2:44.099	+ 1:09.965	14:38:35.623	8 -	1:40.014	+ 5.880	14:50:19.049
3 -	2:45.907	+ 1:11.773	14:41:21.530	9 -	1:34.926	+ 0.792	14:51:53.975
4 -	2:28.425	+ 54.291	14:43:49.955	10 -	1:35.707	+ 1.573	14:53:29.682
5 -	1:38.528	+ 4.394	14:45:28.483	11 -	1:34.134		14:55:03.816
6 -	1:35.149	+ 1.015	14:47:03.632	12 -	1:40.850	+ 6.716	14:56:44.666
63	Martin GEE						Caterham 7
1 -	1:55.261	+ 19.273	14:35:53.545	7 -	1:37.553	+ 1.565	14:48:51.283
2 -	2:46.578	+ 1:10.590	14:38:40.123	8 -	1:37.280	+ 1.292	14:50:28.563
3 -	2:44.078	+ 1:08.090	14:41:24.201	9 -	1:36.932	+ 0.944	14:52:05.495
4 -	2:29.689	+ 53.701	14:43:53.890	10 -	1:36.594	+ 0.606	14:53:42.089
5 -	1:40.601	+ 4.613	14:45:34.491	11 -	1:36.153	+ 0.165	14:55:18.242
6 -	1:39.239	+ 3.251	14:47:13.730	12 -	1:35.988		14:56:54.230

Weather / Track : Cloudy / Drying

Rockingham Int. Sportscar
Circuit Length = 1.9400 miles
Start: 14:33 End: 14:57

McMillan Motorsport Caterham Graduate Championship (Mega)

RACE 10 - CLASSIFICATION

POS	NO	CL	NAME	ENTRY	LAPS	TIME	GAP	DIFF	MPH	BEST	ON
1	2		Mick WHITEHEAD	Caterham 7	14	21:51.698			74.54	1:31.730	10
2	11		Jamie ELLWOOD	Caterham 7	14	21:52.129	0.431	0.431	74.51	1:31.678	14
3	7		Nicholas HARYETT	Caterham 7	14	21:52.736	1.038	0.607	74.48	1:31.839	11
4	9		Adrian RUSSELL	Caterham 7	14	21:55.780	4.082	3.044	74.30	1:31.909	11
5	36		Glenn BURTEISHAW	Caterham mega grad	14	21:56.387	4.689	0.607	74.27	1:32.032	11
6	5		Nick FROST	Caterham 7	14	21:58.032	6.334	1.645	74.18	1:32.406	9
7	44		Nick PANCISI	Caterham 7	14	22:03.327	11.629	5.295	73.88	1:32.810	10
8	21		Matt THOMPSON	Caterham 7	14	22:18.680	26.982	15.353	73.03	1:33.054	9
9	25		Keith PENNINGTON	Caterham 7	14	22:19.479	27.781	0.799	72.99	1:32.943	9
10	56		Brett RAY	Caterham 7	14	22:19.634	27.936	0.155	72.98	1:32.681	9
11	38		Ian BRUNNING	Caterham 7	14	22:19.665	27.967	0.031	72.98	1:33.150	12
12	22		Peter MARSH	Caterham 7	14	22:32.032	40.334	12.367	72.31	1:34.585	4
13	63		Martin GEE	Caterham 7	14	22:48.947	57.249	16.915	71.42	1:35.140	10
14	35		Gordon HALLEY	Caterham 7	14	22:49.446	57.748	0.499	71.39	1:35.030	2

FASTEST LAP

11	Jamie ELLWOOD	Caterham 7	14	1:31.678	76.17 mph	122.59 kph
----	----------------------	------------	----	----------	-----------	------------

Weather / Track : Cloudy / Dry

These results are provisional until the conclusion of any judicial and technical matters.

Rockingham Int. Sportscar
Circuit Length = 1.9400 miles
Start: 12:46 End: 13:09

Clerk of Course :		Timekeeper :	
-------------------	--	--------------	--

McMillan Motorsport Caterham Graduate Championship (Mega)

RACE 10 - LAP CHART

Lap 1			Lap 2			Lap 3			Lap 4			Lap 5		
No	Behind	Laptime	No	Behind	Laptime	No	Behind	Laptime	No	Behind	Laptime	No	Behind	Laptime
7		1:46.187	7		1:33.278	9		1:32.749	9		1:33.474	11		1:32.739
9	0.846	1:47.033	9	0.539	1:32.971	7	0.469	1:33.757	11	0.422	1:33.014	2	0.473	1:32.857
11	1.340	1:47.527	11	0.846	1:32.784	11	0.882	1:33.324	2	0.777	1:32.775	7	1.369	1:33.201
36	1.803	1:47.990	36	1.536	1:33.011	2	1.476	1:32.745	7	1.329	1:34.334	9	1.697	1:34.858
2	2.110	1:48.297	2	2.019	1:33.187	36	1.710	1:33.462	36	1.520	1:33.284	36	2.242	1:33.883
44	2.964	1:49.151	5	2.747	1:32.770	5	2.467	1:33.008	5	1.937	1:32.944	5	2.540	1:33.764
5	3.255	1:49.442	44	3.198	1:33.512	44	2.726	1:32.816	44	2.420	1:33.168	44	3.243	1:33.984
38	4.862	1:51.049	21	6.132	1:34.381	21	7.193	1:34.349	21	8.070	1:34.351	56	9.559	1:34.172
21	5.029	1:51.216	38	7.106	1:35.522	56	7.689	1:33.607	56	8.548	1:34.333	21	9.873	1:34.964
56	5.746	1:51.933	56	7.370	1:34.902	38	8.517	1:34.699	38	9.629	1:34.586	38	10.878	1:34.410
25	5.914	1:52.101	25	7.746	1:35.110	25	9.255	1:34.797	25	10.211	1:34.430	25	11.465	1:34.415
22	6.225	1:52.412	22	8.273	1:35.326	22	9.842	1:34.857	22	10.953	1:34.585	22	13.012	1:35.220
63	6.985	1:53.172	63	9.228	1:35.521	35	13.354	1:37.261	63	16.734	1:36.757	63	19.712	1:36.139
35	7.629	1:53.816	35	9.381	1:35.030	63	13.451	1:37.511	35	17.012	1:37.132	35	20.125	1:36.274

Weather / Track : Cloudy / Dry

Rockingham Int. Sportscar
Circuit Length = 1.9400 miles
Start: 12:46 End: 13:09

McMillan Motorsport Caterham Graduate Championship (Mega)

RACE 10 - LAP CHART

Lap 6			Lap 7			Lap 8			Lap 9			Lap 10		
No	Behind	Laptime	No	Behind	Laptime	No	Behind	Laptime	No	Behind	Laptime	No	Behind	Laptime
11		1:33.516	11		1:33.531	2		1:32.669	2		1:32.190	2		1:31.730
2	0.250	1:33.293	2	0.079	1:33.360	7	0.475	1:32.764	7	0.613	1:32.328	7	1.056	1:32.173
7	0.590	1:32.737	7	0.459	1:33.400	11	0.912	1:33.660	11	0.727	1:32.005	11	1.930	1:32.933
9	0.962	1:32.781	36	0.782	1:33.080	9	1.267	1:32.877	9	1.398	1:32.321	9	2.500	1:32.832
36	1.233	1:32.507	9	1.138	1:33.707	36	1.826	1:33.792	36	1.885	1:32.249	36	2.938	1:32.783
5	1.852	1:32.828	5	1.521	1:33.200	5	2.564	1:33.791	5	2.780	1:32.406	5	3.517	1:32.467
44	2.963	1:33.236	44	2.644	1:33.212	44	3.108	1:33.212	44	3.824	1:32.906	44	4.904	1:32.810
56	9.537	1:33.494	56	12.229	1:36.223	56	13.243	1:33.762	56	13.734	1:32.681	21	16.397	1:33.231
21	10.174	1:33.817	21	12.620	1:35.977	21	14.032	1:34.160	21	14.896	1:33.054	25	17.459	1:33.752
38	10.854	1:33.492	38	13.099	1:35.776	25	14.684	1:34.166	25	15.437	1:32.943	56	17.838	1:35.834
25	11.625	1:33.676	25	13.266	1:35.172	38	15.333	1:34.982	38	17.802	1:34.659	38	19.691	1:33.619
22	15.647	1:36.151	22	17.540	1:35.424	22	20.177	1:35.385	22	23.640	1:35.653	22	27.245	1:35.335
63	22.857	1:36.661	35	26.517	1:36.852	35	30.644	1:36.875	35	34.419	1:35.965	35	38.783	1:36.094
35	23.196	1:36.587	63	26.554	1:37.228	63	31.043	1:37.237	63	35.569	1:36.716	63	38.979	1:35.140

Weather / Track : Cloudy / Dry

Rockingham Int. Sportscar
Circuit Length = 1.9400 miles
Start: 12:46 End: 13:09

McMillan Motorsport Caterham Graduate Championship (Mega)

RACE 10 - LAP CHART

Lap 11			Lap 12			Lap 13			Lap 14		
No	Behind	Laptime	No	Behind	Laptime	No	Behind	Laptime	No	Behind	Laptime
2		1:32.394	2		1:32.183	2		1:31.844	2		1:32.174
7	0.501	1:31.839	7	0.548	1:32.230	7	0.682	1:31.978	11	0.431	1:31.678
11	1.366	1:31.830	11	1.068	1:31.885	11	0.927	1:31.703	7	1.038	1:32.530
9	2.015	1:31.909	9	2.617	1:32.785	9	3.073	1:32.300	9	4.082	1:33.183
36	2.576	1:32.032	36	3.138	1:32.745	36	3.693	1:32.399	36	4.689	1:33.170
5	3.914	1:32.791	5	4.395	1:32.664	5	5.475	1:32.924	5	6.334	1:33.033
44	5.506	1:32.996	44	6.875	1:33.552	44	8.874	1:33.843	44	11.629	1:34.929
21	18.061	1:34.058	25	20.998	1:33.889	25	23.213	1:34.059	21	26.982	1:35.194
25	19.292	1:34.227	21	21.157	1:35.279	56	23.476	1:33.689	25	27.781	1:36.742
56	20.007	1:34.563	56	21.631	1:33.807	21	23.962	1:34.649	56	27.936	1:36.634
38	21.068	1:33.771	38	22.035	1:33.150	38	24.613	1:34.422	38	27.967	1:35.528
22	29.953	1:35.102	22	32.870	1:35.100	22	36.884	1:35.858	22	40.334	1:35.624
35	43.268	1:36.879	63	48.420	1:37.156	63	53.377	1:36.801	63	57.249	1:36.046
63	43.447	1:36.862	35	48.749	1:37.664	35	53.853	1:36.948	35	57.748	1:36.069

Weather / Track : Cloudy / Dry

Rockingham Int. Sportscar
Circuit Length = 1.9400 miles
Start: 12:46 End: 13:09

McMillan Motorsport Caterham Graduate Championship (Mega)

RACE 10 - LAP ANALYSIS

2	Mick WHITEHEAD						Caterham 7	
1 -	1:48.297	+ 16.567	12:48:43.773	8 -	1:32.669	+ 0.939	12:59:34.659	
2 -	1:33.187	+ 1.457	12:50:16.960	9 -	1:32.190	+ 0.460	13:01:06.849	
3 -	1:32.745	+ 1.015	12:51:49.705	10 -	1:31.730		13:02:38.579	
4 -	1:32.775	+ 1.045	12:53:22.480	11 -	1:32.394	+ 0.664	13:04:10.973	
5 -	1:32.857	+ 1.127	12:54:55.337	12 -	1:32.183	+ 0.453	13:05:43.156	
6 -	1:33.293	+ 1.563	12:56:28.630	13 -	1:31.844	+ 0.114	13:07:15.000	
7 -	1:33.360	+ 1.630	12:58:01.990	14 -	1:32.174	+ 0.444	13:08:47.174	
5	Nick FROST						Caterham 7	
1 -	1:49.442	+ 17.036	12:48:44.918	8 -	1:33.791	+ 1.385	12:59:37.223	
2 -	1:32.770	+ 0.364	12:50:17.688	9 -	1:32.406		13:01:09.629	
3 -	1:33.008	+ 0.602	12:51:50.696	10 -	1:32.467	+ 0.061	13:02:42.096	
4 -	1:32.944	+ 0.538	12:53:23.640	11 -	1:32.791	+ 0.385	13:04:14.887	
5 -	1:33.764	+ 1.358	12:54:57.404	12 -	1:32.664	+ 0.258	13:05:47.551	
6 -	1:32.828	+ 0.422	12:56:30.232	13 -	1:32.924	+ 0.518	13:07:20.475	
7 -	1:33.200	+ 0.794	12:58:03.432	14 -	1:33.033	+ 0.627	13:08:53.508	
7	Nicholas HARYETT						Caterham 7	
1 -	1:46.187	+ 14.348	12:48:41.663	8 -	1:32.764	+ 0.925	12:59:35.134	
2 -	1:33.278	+ 1.439	12:50:14.941	9 -	1:32.328	+ 0.489	13:01:07.462	
3 -	1:33.757	+ 1.918	12:51:48.698	10 -	1:32.173	+ 0.334	13:02:39.635	
4 -	1:34.334	+ 2.495	12:53:23.032	11 -	1:31.839		13:04:11.474	
5 -	1:33.201	+ 1.362	12:54:56.233	12 -	1:32.230	+ 0.391	13:05:43.704	
6 -	1:32.737	+ 0.898	12:56:28.970	13 -	1:31.978	+ 0.139	13:07:15.682	
7 -	1:33.400	+ 1.561	12:58:02.370	14 -	1:32.530	+ 0.691	13:08:48.212	
9	Adrian RUSSELL						Caterham 7	
1 -	1:47.033	+ 15.124	12:48:42.509	8 -	1:32.877	+ 0.968	12:59:35.926	
2 -	1:32.971	+ 1.062	12:50:15.480	9 -	1:32.321	+ 0.412	13:01:08.247	
3 -	1:32.749	+ 0.840	12:51:48.229	10 -	1:32.832	+ 0.923	13:02:41.079	
4 -	1:33.474	+ 1.565	12:53:21.703	11 -	1:31.909		13:04:12.988	
5 -	1:34.858	+ 2.949	12:54:56.561	12 -	1:32.785	+ 0.876	13:05:45.773	
6 -	1:32.781	+ 0.872	12:56:29.342	13 -	1:32.300	+ 0.391	13:07:18.073	
7 -	1:33.707	+ 1.798	12:58:03.049	14 -	1:33.183	+ 1.274	13:08:51.256	
11	Jamie ELLWOOD						Caterham 7	
1 -	1:47.527	+ 15.849	12:48:43.003	8 -	1:33.660	+ 1.982	12:59:35.571	
2 -	1:32.784	+ 1.106	12:50:15.787	9 -	1:32.005	+ 0.327	13:01:07.576	
3 -	1:33.324	+ 1.646	12:51:49.111	10 -	1:32.933	+ 1.255	13:02:40.509	
4 -	1:33.014	+ 1.336	12:53:22.125	11 -	1:31.830	+ 0.152	13:04:12.339	
5 -	1:32.739	+ 1.061	12:54:54.864	12 -	1:31.885	+ 0.207	13:05:44.224	
6 -	1:33.516	+ 1.838	12:56:28.380	13 -	1:31.703	+ 0.025	13:07:15.927	
7 -	1:33.531	+ 1.853	12:58:01.911	14 -	1:31.678		13:08:47.605	
21	Matt THOMPSON						Caterham 7	
1 -	1:51.216	+ 18.162	12:48:46.692	8 -	1:34.160	+ 1.106	12:59:48.691	
2 -	1:34.381	+ 1.327	12:50:21.073	9 -	1:33.054		13:01:21.745	
3 -	1:34.349	+ 1.295	12:51:55.422	10 -	1:33.231	+ 0.177	13:02:54.976	
4 -	1:34.351	+ 1.297	12:53:29.773	11 -	1:34.058	+ 1.004	13:04:29.034	
5 -	1:34.964	+ 1.910	12:55:04.737	12 -	1:35.279	+ 2.225	13:06:04.313	
6 -	1:33.817	+ 0.763	12:56:38.554	13 -	1:34.649	+ 1.595	13:07:38.962	
7 -	1:35.977	+ 2.923	12:58:14.531	14 -	1:35.194	+ 2.140	13:09:14.156	
22	Peter MARSH						Caterham 7	
1 -	1:52.412	+ 17.827	12:48:47.888	8 -	1:35.385	+ 0.800	12:59:54.836	
2 -	1:35.326	+ 0.741	12:50:23.214	9 -	1:35.653	+ 1.068	13:01:30.489	
3 -	1:34.857	+ 0.272	12:51:58.071	10 -	1:35.335	+ 0.750	13:03:05.824	
4 -	1:34.585		12:53:32.656	11 -	1:35.102	+ 0.517	13:04:40.926	
5 -	1:35.220	+ 0.635	12:55:07.876	12 -	1:35.100	+ 0.515	13:06:16.026	
6 -	1:36.151	+ 1.566	12:56:44.027	13 -	1:35.858	+ 1.273	13:07:51.884	
7 -	1:35.424	+ 0.839	12:58:19.451	14 -	1:35.624	+ 1.039	13:09:27.508	

Weather / Track : Cloudy / Dry

Rockingham Int. Sportscar
Circuit Length = 1.9400 miles
Start: 12:46 End: 13:09

McMillan Motorsport Caterham Graduate Championship (Mega)

RACE 10 - LAP ANALYSIS

25	Keith PENNINGTON		Caterham 7				
1 -	1:52.101	+ 19.158	12:48:47.577	8 -	1:34.166	+ 1.223	12:59:49.343
2 -	1:35.110	+ 2.167	12:50:22.687	9 -	1:32.943		13:01:22.286
3 -	1:34.797	+ 1.854	12:51:57.484	10 -	1:33.752	+ 0.809	13:02:56.038
4 -	1:34.430	+ 1.487	12:53:31.914	11 -	1:34.227	+ 1.284	13:04:30.265
5 -	1:34.415	+ 1.472	12:55:06.329	12 -	1:33.889	+ 0.946	13:06:04.154
6 -	1:33.676	+ 0.733	12:56:40.005	13 -	1:34.059	+ 1.116	13:07:38.213
7 -	1:35.172	+ 2.229	12:58:15.177	14 -	1:36.742	+ 3.799	13:09:14.955
35	Gordon HALLEY		Caterham 7				
1 -	1:53.816	+ 18.786	12:48:49.292	8 -	1:36.875	+ 1.845	13:00:05.303
2 -	1:35.030		12:50:24.322	9 -	1:35.965	+ 0.935	13:01:41.268
3 -	1:37.261	+ 2.231	12:52:01.583	10 -	1:36.094	+ 1.064	13:03:17.362
4 -	1:37.132	+ 2.102	12:53:38.715	11 -	1:36.879	+ 1.849	13:04:54.241
5 -	1:36.274	+ 1.244	12:55:14.989	12 -	1:37.664	+ 2.634	13:06:31.905
6 -	1:36.587	+ 1.557	12:56:51.576	13 -	1:36.948	+ 1.918	13:08:08.853
7 -	1:36.852	+ 1.822	12:58:28.428	14 -	1:36.069	+ 1.039	13:09:44.922
36	Glenn BURTENSCHAW		Caterham mega grad				
1 -	1:47.990	+ 15.958	12:48:43.466	8 -	1:33.792	+ 1.760	12:59:36.485
2 -	1:33.011	+ 0.979	12:50:16.477	9 -	1:32.249	+ 0.217	13:01:08.734
3 -	1:33.462	+ 1.430	12:51:49.939	10 -	1:32.783	+ 0.751	13:02:41.517
4 -	1:33.284	+ 1.252	12:53:23.223	11 -	1:32.032		13:04:13.549
5 -	1:33.883	+ 1.851	12:54:57.106	12 -	1:32.745	+ 0.713	13:05:46.294
6 -	1:32.507	+ 0.475	12:56:29.613	13 -	1:32.399	+ 0.367	13:07:18.693
7 -	1:33.080	+ 1.048	12:58:02.693	14 -	1:33.170	+ 1.138	13:08:51.863
38	Ian BRUNNING		Caterham 7				
1 -	1:51.049	+ 17.899	12:48:46.525	8 -	1:34.982	+ 1.832	12:59:49.992
2 -	1:35.522	+ 2.372	12:50:22.047	9 -	1:34.659	+ 1.509	13:01:24.651
3 -	1:34.699	+ 1.549	12:51:56.746	10 -	1:33.619	+ 0.469	13:02:58.270
4 -	1:34.586	+ 1.436	12:53:31.332	11 -	1:33.771	+ 0.621	13:04:32.041
5 -	1:34.410	+ 1.260	12:55:05.742	12 -	1:33.150		13:06:05.191
6 -	1:33.492	+ 0.342	12:56:39.234	13 -	1:34.422	+ 1.272	13:07:39.613
7 -	1:35.776	+ 2.626	12:58:15.010	14 -	1:35.528	+ 2.378	13:09:15.141
44	Nick PANCISI		Caterham 7				
1 -	1:49.151	+ 16.341	12:48:44.627	8 -	1:33.212	+ 0.402	12:59:37.767
2 -	1:33.512	+ 0.702	12:50:18.139	9 -	1:32.906	+ 0.096	13:01:10.673
3 -	1:32.816	+ 0.006	12:51:50.955	10 -	1:32.810		13:02:43.483
4 -	1:33.168	+ 0.358	12:53:24.123	11 -	1:32.996	+ 0.186	13:04:16.479
5 -	1:33.984	+ 1.174	12:54:58.107	12 -	1:33.552	+ 0.742	13:05:50.031
6 -	1:33.236	+ 0.426	12:56:31.343	13 -	1:33.843	+ 1.033	13:07:23.874
7 -	1:33.212	+ 0.402	12:58:04.555	14 -	1:34.929	+ 2.119	13:08:58.803
56	Brett RAY		Caterham 7				
1 -	1:51.933	+ 19.252	12:48:47.409	8 -	1:33.762	+ 1.081	12:59:47.902
2 -	1:34.902	+ 2.221	12:50:22.311	9 -	1:32.681		13:01:20.583
3 -	1:33.607	+ 0.926	12:51:55.918	10 -	1:35.834	+ 3.153	13:02:56.417
4 -	1:34.333	+ 1.652	12:53:30.251	11 -	1:34.563	+ 1.882	13:04:30.980
5 -	1:34.172	+ 1.491	12:55:04.423	12 -	1:33.807	+ 1.126	13:06:04.787
6 -	1:33.494	+ 0.813	12:56:37.917	13 -	1:33.689	+ 1.008	13:07:38.476
7 -	1:36.223	+ 3.542	12:58:14.140	14 -	1:36.634	+ 3.953	13:09:15.110
63	Martin GEE		Caterham 7				
1 -	1:53.172	+ 18.032	12:48:48.648	8 -	1:37.237	+ 2.097	13:00:05.702
2 -	1:35.521	+ 0.381	12:50:24.169	9 -	1:36.716	+ 1.576	13:01:42.418
3 -	1:37.511	+ 2.371	12:52:01.680	10 -	1:35.140		13:03:17.558
4 -	1:36.757	+ 1.617	12:53:38.437	11 -	1:36.862	+ 1.722	13:04:54.420
5 -	1:36.139	+ 0.999	12:55:14.576	12 -	1:37.156	+ 2.016	13:06:31.576
6 -	1:36.661	+ 1.521	12:56:51.237	13 -	1:36.801	+ 1.661	13:08:08.377
7 -	1:37.228	+ 2.088	12:58:28.465	14 -	1:36.046	+ 0.906	13:09:44.423

Weather / Track : Cloudy / Dry

Rockingham Int. Sportscar
Circuit Length = 1.9400 miles
Start: 12:46 End: 13:09