

Sample



McMILLAN MOTORSPORT CATERHAM GRADUATES CLASSIC CHAMPIONSHIP

Oulton Park International Circuit

22nd September 2012



Results Produced by Timing Solutions Ltd

www.sl-timing.co.uk

Batch PDF Merger

McMillan Motorsport Caterham Graduates - Classic Class
QUALIFYING - RACE 3 - CLASSIFICATION

POS	NO	CL	NAME	ENTRY	TIME	ON	LAPS	GAP	DIFF	MPH
1	97		Justin COX	Caterham 7	2:06.040	7	8			76.89
2	76		Amanda BLACK	Caterham 7	2:06.337	9	9	0.297	0.297	76.70
3	73		Graeme SMITH	Caterham 7	2:06.434	9	9	0.394	0.097	76.65
4	88		Andrew OUTTERSIDE	Caterham 7	2:06.760	7	9	0.720	0.326	76.45
5	81		Matthew GILLBANKS	Caterham 7	2:09.832	8	8	3.792	3.072	74.64
6	74		James RUSSELL	Caterham 7	2:09.943	6	8	3.903	0.111	74.58
7	80		Trevor HARBUR	Caterham 7	2:10.211	5	8	4.171	0.268	74.42
8	75		Stuart THOMPSON	Caterham 7	2:10.570	8	8	4.530	0.359	74.22
9	83		Colin ROTHWELL	Caterham 7	2:11.734	8	8	5.694	1.164	73.56
10	90		Peter TATTERSALL	Caterham 7	2:13.465	6	8	7.425	1.731	72.61
11	94		Peter GRACE	Caterham 7	2:15.120	8	8	9.080	1.655	71.72
12	78		Sheila MARSHALL	Caterham 7	2:15.200	7	8	9.160	0.080	71.68
13	96		Colin JARDINE	Caterham 7	2:15.759	7	8	9.719	0.559	71.38
14	79		Pete CANNARD	Caterham 7	2:16.258	6	8	10.218	0.499	71.12
15	86		Darren GRAINGER	Caterham 7	2:21.640	7	7	15.600	5.382	68.42

Oulton Park International
Circuit Length = 2.6920 miles
Start: 09:33 End: 09:55

These results are provisional until the conclusion of any judicial and technical matters.

Clerk of Course :		Timekeeper :
-------------------	--	--------------

McMillan Motorsport Caterham Graduates - Classic Class

QUALIFYING - RACE 3 - LAP ANALYSIS

73	Graeme SMITH		Caterham 7				
1 -	2:09.722	+ 3.288	9:37:33.971	6 -	2:07.252	+ 0.818	9:48:15.138
2 -	2:08.042	+ 1.608	9:39:42.013	7 -	2:07.345	+ 0.911	9:50:22.483
3 -	2:07.805	+ 1.371	9:41:49.818	8 -	2:06.981	+ 0.547	9:52:29.464
4 -	2:09.330	+ 2.896	9:43:59.148	9 -	2:06.434		9:54:35.898
5 -	2:08.738	+ 2.304	9:46:07.886				
74	James RUSSELL		Caterham 7				
1 -	2:16.360	+ 6.417	9:37:58.569	5 -	2:10.187	+ 0.244	9:46:44.211
2 -	2:12.621	+ 2.678	9:40:11.190	6 -	2:09.943		9:48:54.154
3 -	2:11.697	+ 1.754	9:42:22.887	7 -	2:18.319	+ 8.376	9:51:12.473
4 -	2:11.137	+ 1.194	9:44:34.024	8 -	2:12.166	+ 2.223	9:53:24.639
75	Stuart THOMPSON		Caterham 7				
1 -	2:14.385	+ 3.815	9:37:46.502	5 -	2:11.990	+ 1.420	9:46:35.827
2 -	2:11.764	+ 1.194	9:39:58.266	6 -	2:11.374	+ 0.804	9:48:47.201
3 -	2:13.043	+ 2.473	9:42:11.309	7 -	2:11.217	+ 0.647	9:50:58.418
4 -	2:12.528	+ 1.958	9:44:23.837	8 -	2:10.570		9:53:08.988
76	Amanda BLACK		Caterham 7				
1 -	2:10.349	+ 4.012	9:37:30.169	6 -	2:06.799	+ 0.462	9:48:14.024
2 -	2:09.180	+ 2.843	9:39:39.349	7 -	2:07.143	+ 0.806	9:50:21.167
3 -	2:11.710	+ 5.373	9:41:51.059	8 -	2:06.455	+ 0.118	9:52:27.622
4 -	2:08.371	+ 2.034	9:43:59.430	9 -	2:06.337		9:54:33.959
5 -	2:07.795	+ 1.458	9:46:07.225				
78	Sheila MARSHALL		Caterham 7				
1 -	2:22.589	+ 7.389	9:38:29.385	5 -	2:17.961	+ 2.761	9:47:48.481
2 -	2:20.517	+ 5.317	9:40:49.902	6 -	2:15.722	+ 0.522	9:50:04.203
3 -	2:22.741	+ 7.541	9:43:12.643	7 -	2:15.200		9:52:19.403
4 -	2:17.877	+ 2.677	9:45:30.520	8 -	2:16.081	+ 0.881	9:54:35.484
79	Pete CANNARD		Caterham 7				
1 -	2:22.357	+ 6.099	9:38:06.744	5 -	2:18.010	+ 1.752	9:47:21.685
2 -	2:19.458	+ 3.200	9:40:26.202	6 -	2:16.258		9:49:37.943
3 -	2:19.101	+ 2.843	9:42:45.303	7 -	2:16.867	+ 0.609	9:51:54.810
4 -	2:18.372	+ 2.114	9:45:03.675	8 -	2:17.419	+ 1.161	9:54:12.229
80	Trevor HARBUR		Caterham 7				
1 -	2:14.858	+ 4.647	9:37:55.058	5 -	2:10.211		9:46:43.716
2 -	2:15.372	+ 5.161	9:40:10.430	6 -	2:16.380	+ 6.169	9:49:00.096
3 -	2:12.244	+ 2.033	9:42:22.674	7 -	2:14.016	+ 3.805	9:51:14.112
4 -	2:10.831	+ 0.620	9:44:33.505	8 -	2:11.061	+ 0.850	9:53:25.173
81	Matthew GILLBANKS		Caterham 7				
1 -	2:13.850	+ 4.018	9:37:57.831	5 -	2:10.406	+ 0.574	9:46:42.879
2 -	2:11.886	+ 2.054	9:40:09.717	6 -	2:11.021	+ 1.189	9:48:53.900
3 -	2:11.803	+ 1.971	9:42:21.520	7 -	2:11.948	+ 2.116	9:51:05.848
4 -	2:10.953	+ 1.121	9:44:32.473	8 -	2:09.832		9:53:15.680
83	Colin ROTHWELL		Caterham 7				
1 -	2:23.572	+ 11.838	9:38:05.244	5 -	2:13.707	+ 1.973	9:47:07.892
2 -	2:17.295	+ 5.561	9:40:22.539	6 -	2:12.802	+ 1.068	9:49:20.694
3 -	2:17.391	+ 5.657	9:42:39.930	7 -	2:12.006	+ 0.272	9:51:32.700
4 -	2:14.255	+ 2.521	9:44:54.185	8 -	2:11.734		9:53:44.434
86	Darren GRAINGER		Caterham 7				
1 -	2:43.160	+ 21.520	9:39:02.348	5 -	2:24.434	+ 2.794	9:48:57.757
2 -	2:32.128	+ 10.488	9:41:34.476	6 -	2:22.103	+ 0.463	9:51:19.860
3 -	2:30.580	+ 8.940	9:44:05.056	7 -	2:21.640		9:53:41.500
4 -	2:28.267	+ 6.627	9:46:33.323				

Oulton Park International
Circuit Length = 2.6920 miles
Start: 09:33 End: 09:55


McMillan Motorsport Caterham Graduates - Classic Class
QUALIFYING - RACE 3 - LAP ANALYSIS

88	Andrew OUTTERSIDE		Caterham 7				
1 -	2:10.797	+ 4.037	9:37:30.454	6 -	2:07.776	+ 1.016	9:48:16.739
2 -	2:12.391	+ 5.631	9:39:42.845	7 -	2:06.760		9:50:23.499
3 -	2:07.418	+ 0.658	9:41:50.263	8 -	2:08.211	+ 1.451	9:52:31.710
4 -	2:08.500	+ 1.740	9:43:58.763	9 -	2:08.523	+ 1.763	9:54:40.233
5 -	2:10.200	+ 3.440	9:46:08.963				
90	Peter TATTERSALL		Caterham 7				
1 -	2:22.480	+ 9.015	9:38:33.839	5 -	2:13.777	+ 0.312	9:47:38.447
2 -	2:16.499	+ 3.034	9:40:50.338	6 -	2:13.465		9:49:51.912
3 -	2:18.455	+ 4.990	9:43:08.793	7 -	2:23.326	+ 9.861	9:52:15.238
4 -	2:15.877	+ 2.412	9:45:24.670	8 -	2:13.525	+ 0.060	9:54:28.763
94	Peter GRACE		Caterham 7				
1 -	2:22.779	+ 7.659	9:38:08.153	5 -	2:21.254	+ 6.134	9:47:35.659
2 -	2:18.894	+ 3.774	9:40:27.047	6 -	2:15.726	+ 0.606	9:49:51.385
3 -	2:19.018	+ 3.898	9:42:46.065	7 -	2:16.945	+ 1.825	9:52:08.330
4 -	2:28.340	+ 13.220	9:45:14.405	8 -	2:15.120		9:54:23.450
96	Colin JARDINE		Caterham 7				
1 -	2:25.855	+ 10.096	9:38:22.795	5 -	2:26.750	+ 10.991	9:48:02.322
2 -	2:23.070	+ 7.311	9:40:45.865	6 -	2:22.317	+ 6.558	9:50:24.639
3 -	2:27.831	+ 12.072	9:43:13.696	7 -	2:15.759		9:52:40.398
4 -	2:21.876	+ 6.117	9:45:35.572	8 -	2:20.539	+ 4.780	9:55:00.937
97	Justin COX		Caterham 7				
1 -	2:11.424	+ 5.384	9:37:45.198	5 -	2:07.031	+ 0.991	9:46:18.670
2 -	2:09.513	+ 3.473	9:39:54.711	6 -	2:06.803	+ 0.763	9:48:25.473
3 -	2:09.015	+ 2.975	9:42:03.726	7 -	2:06.040		9:50:31.513
4 -	2:07.913	+ 1.873	9:44:11.639	8 -	2:38.516	+ 32.476	9:53:10.029

Oulton Park International
Circuit Length = 2.6920 miles
Start: 09:33 End: 09:55

McMillan Motorsport Caterham Graduates - Classic Class

RACE 3 - GRID

ROW 8	2:21.640 86 Darren GRAINGER	
ROW 7	2:15.759 96 Colin JARDINE	2:16.258 79 Pete CANNARD
ROW 6	2:15.120 94 Peter GRACE	2:15.200 78 Sheila MARSHALL
ROW 5	2:11.734 83 Colin ROTHWELL	2:13.465 90 Peter TATTERSALL
ROW 4	2:10.211 80 Trevor HARBER	2:10.570 75 Stuart THOMPSON
ROW 3	2:09.832 81 Matthew GILLBANKS	2:09.943 74 James RUSSELL
ROW 2	2:06.434 73 Graeme SMITH	2:06.760 88 Andrew OUTTERSIDE
ROW 1	2:06.040 97 Justin COX	2:06.337 76 Amanda BLACK
Pole		
		

Oulton Park International
Circuit Length = 2.6920 miles

These results are provisional until the conclusion of any judicial and technical matters.

Clerk of Course :		Timekeeper :
-------------------	--	--------------

McMillan Motorsport Caterham Graduates - Classic Class

RACE 3 - CLASSIFICATION

POS	NO	CL	NAME	ENTRY	LAPS	TIME	GAP	DIFF	MPH	BEST	ON
1	76		Amanda BLACK	Caterham 7	11	23:16.330			76.34	2:05.336	8
2	73		Graeme SMITH	Caterham 7	11	23:24.399	8.069	8.069	75.90	2:06.056	7
3	97		Justin COX	Caterham 7	11	23:33.725	17.395	9.326	75.40	2:06.114	8
4	74		James RUSSELL	Caterham 7	11	23:44.577	28.247	10.852	74.83	2:07.349	5
5	75		Stuart THOMPSON	Caterham 7	11	23:47.687	31.357	3.110	74.66	2:07.701	9
6	81		Matthew GILLBANKS	Caterham 7	11	23:47.836	31.506	0.149	74.66	2:07.200	9
7	80		Trevor HARBER	Caterham 7	11	23:48.792	32.462	0.956	74.61	2:07.249	9
8	88		Andrew OUTTERSIDE	Caterham 7	11	23:54.382	38.052	5.590	74.32	2:08.075	4
9	83		Colin ROTHWELL	Caterham 7	11	24:09.224	52.894	14.842	73.55	2:09.749	4
10	90		Peter TATTERSALL	Caterham 7	11	24:17.135	1:00.805	7.911	73.16	2:10.030	2
11	78		Sheila MARSHALL	Caterham 7	11	24:29.339	1:13.009	12.204	72.55	2:11.826	7
12	79		Pete CANNARD	Caterham 7	11	24:35.821	1:19.491	6.482	72.23	2:11.299	9
13	86		Darren GRAINGER	Caterham 7	11	24:36.336	1:20.006	0.515	72.20	2:11.266	9
14	96		Colin JARDINE	Caterham 7	11	24:51.825	1:35.495	15.489	71.45	2:11.062	8
15	94		Peter GRACE	Caterham 7	11	25:25.721	2:09.391	33.896	69.87	2:15.091	3

FASTEST LAP

76	Amanda BLACK	Caterham 7	8	2:05.336	77.32 mph	124.43 kph
----	--------------	------------	---	----------	-----------	------------

Car 88 - 10 sec penalty applied for false start

Oulton Park International
Circuit Length = 2.6920 miles
Start: 14:01 End: 14:27

These results are provisional until the conclusion of any judicial and technical matters.

Clerk of Course :		Timekeeper :	
-------------------	--	--------------	--

McMillan Motorsport Caterham Graduates - Classic Class

RACE 3 - LAP CHART

Lap 1			Lap 2			Lap 3			Lap 4			Lap 5		
No	Behind	Laptime	No	Behind	Laptime	No	Behind	Laptime	No	Behind	Laptime	No	Behind	Laptime
97		2:13.740	76		2:07.409	73		2:06.501	76		2:06.854	76		2:05.830
76	0.030	2:13.770	97	0.401	2:07.840	76	0.133	2:07.112	73	0.310	2:07.297	97	1.038	2:06.358
73	0.962	2:14.702	73	0.478	2:06.955	97	0.468	2:07.046	97	0.510	2:07.029	73	1.171	2:06.691
88	2.090	2:15.830	88	2.727	2:08.076	88	4.060	2:08.312	88	5.148	2:08.075	88	8.195	2:08.877
74	2.317	2:16.057	74	4.302	2:09.424	74	5.988	2:08.665	74	7.321	2:08.320	74	8.840	2:07.349
81	3.777	2:17.517	81	5.818	2:09.480	75	9.142	2:09.591	75	11.507	2:09.352	75	15.386	2:09.709
75	4.785	2:18.525	75	6.530	2:09.184	80	9.459	2:09.767	80	11.969	2:09.497	80	15.667	2:09.528
80	5.412	2:19.152	80	6.671	2:08.698	81	9.924	2:11.085	81	12.780	2:09.843	81	16.130	2:09.180
83	5.710	2:19.450	83	8.800	2:10.529	83	12.898	2:11.077	83	15.660	2:09.749	83	19.903	2:10.073
90	7.191	2:20.931	90	9.782	2:10.030	90	13.948	2:11.145	90	19.598	2:12.637	90	25.522	2:11.754
78	8.676	2:22.416	78	14.435	2:13.198	78	20.137	2:12.681	78	26.751	2:13.601	78	33.900	2:12.979
96	9.276	2:23.016	79	17.796	2:14.912	79	24.338	2:13.521	79	30.519	2:13.168	96	37.920	2:11.707
79	10.323	2:24.063	86	19.816	2:15.127	86	26.029	2:13.192	86	31.381	2:12.339	79	38.872	2:14.183
86	12.128	2:25.868	96	20.814	2:18.977	96	27.496	2:13.661	96	32.043	2:11.534	86	39.460	2:13.909
94	13.564	2:27.304	94	22.486	2:16.361	94	30.598	2:15.091	94	40.130	2:16.519	94	52.828	2:18.528

Oulton Park International
 Circuit Length = 2.6920 miles
 Start: 14:01 End: 14:27

McMillan Motorsport Caterham Graduates - Classic Class

RACE 3 - LAP CHART

Lap 6			Lap 7			Lap 8			Lap 9			Lap 10		
No	Behind	Laptime	No	Behind	Laptime	No	Behind	Laptime	No	Behind	Laptime	No	Behind	Laptime
76		2:06.478	76		2:05.918	76		2:05.336	76		2:05.494	76		2:06.180
97	0.725	2:06.165	73	1.132	2:06.056	73	2.237	2:06.441	97	3.290	2:06.463	73	3.526	2:06.283
73	0.994	2:06.301	97	1.543	2:06.736	97	2.321	2:06.114	73	3.423	2:06.680	97	3.617	2:06.507
88	10.736	2:09.019	88	14.403	2:09.585	88	18.159	2:09.092	74	22.180	2:09.386	88	25.150	2:08.851
74	10.964	2:08.602	74	14.539	2:09.493	74	18.288	2:09.085	88	22.479	2:09.814	74	25.626	2:09.626
80	18.682	2:09.493	75	22.249	2:09.354	75	25.306	2:08.393	75	27.513	2:07.701	81	29.511	2:07.716
75	18.813	2:09.905	80	22.438	2:09.674	81	26.269	2:08.635	81	27.975	2:07.200	75	29.589	2:08.256
81	19.013	2:09.361	81	22.970	2:09.875	80	27.020	2:09.918	80	28.775	2:07.249	80	30.300	2:07.705
83	24.585	2:11.160	83	29.869	2:11.202	83	35.181	2:10.648	83	40.928	2:11.241	83	46.431	2:11.683
90	31.072	2:12.028	90	38.283	2:13.129	90	44.266	2:11.319	90	50.046	2:11.274	90	55.879	2:12.013
78	39.675	2:12.253	78	45.583	2:11.826	78	52.358	2:12.111	78	59.031	2:12.167	78	1:05.790	2:12.939
96	43.966	2:12.524	96	51.318	2:13.270	96	57.044	2:11.062	96	1:03.253	2:11.703	79	1:13.330	2:15.335
79	45.127	2:12.733	79	51.839	2:12.630	79	58.370	2:11.867	79	1:04.175	2:11.299	86	1:13.708	2:14.961
86	45.823	2:12.841	86	52.829	2:12.924	86	59.155	2:11.662	86	1:04.927	2:11.266	96	1:22.764	2:25.691
94	1:04.623	2:18.273	94	1:18.713	2:20.008	94	1:32.206	2:18.829	94	1:45.809	2:19.097	94	1:56.598	2:16.969

Oulton Park International
 Circuit Length = 2.6920 miles
 Start: 14:01 End: 14:27

McMillan Motorsport Caterham Graduates - Classic Class
RACE 3 - LAP CHART

Lap 11		
No	Behind	Laptime
76		2:05.949
73	8.069	2:10.492
97	17.395	2:19.727
88	28.052	2:08.851
74	28.247	2:08.570
75	31.357	2:07.717
81	31.506	2:07.944
80	32.462	2:08.111
83	52.894	2:12.412
90	1:00.805	2:10.875
78	1:13.009	2:13.168
79	1:19.491	2:12.110
86	1:20.006	2:12.247
96	1:35.495	2:18.680
94	2:09.391	2:18.742

Oulton Park International
Circuit Length = 2.6920 miles
Start: 14:01 End: 14:27

McMillan Motorsport Caterham Graduates - Classic Class

RACE 3 - LAP ANALYSIS

73	Graeme SMITH			Caterham 7		
1 -	2:14.702	+ 8.646	14:03:45.157	7 -	2:06.056	14:16:24.958
2 -	2:06.955	+ 0.899	14:05:52.112	8 -	2:06.441	+ 0.385
3 -	2:06.501	+ 0.445	14:07:58.613	9 -	2:06.680	+ 0.624
4 -	2:07.297	+ 1.241	14:10:05.910	10 -	2:06.283	+ 0.227
5 -	2:06.691	+ 0.635	14:12:12.601	11 -	2:10.492	+ 4.436
6 -	2:06.301	+ 0.245	14:14:18.902			
74	James RUSSELL			Caterham 7		
1 -	2:16.057	+ 8.708	14:03:46.512	7 -	2:09.493	+ 2.144
2 -	2:09.424	+ 2.075	14:05:55.936	8 -	2:09.085	+ 1.736
3 -	2:08.665	+ 1.316	14:08:04.601	9 -	2:09.386	+ 2.037
4 -	2:08.320	+ 0.971	14:10:12.921	10 -	2:09.626	+ 2.277
5 -	2:07.349		14:12:20.270	11 -	2:08.570	+ 1.221
6 -	2:08.602	+ 1.253	14:14:28.872			
75	Stuart THOMPSON			Caterham 7		
1 -	2:18.525	+ 10.824	14:03:48.980	7 -	2:09.354	+ 1.653
2 -	2:09.184	+ 1.483	14:05:58.164	8 -	2:08.393	+ 0.692
3 -	2:09.591	+ 1.890	14:08:07.755	9 -	2:07.701	14:21:02.169
4 -	2:09.352	+ 1.651	14:10:17.107	10 -	2:08.256	+ 0.555
5 -	2:09.709	+ 2.008	14:12:26.816	11 -	2:07.717	+ 0.016
6 -	2:09.905	+ 2.204	14:14:36.721			
76	Amanda BLACK			Caterham 7		
1 -	2:13.770	+ 8.434	14:03:44.225	7 -	2:05.918	+ 0.582
2 -	2:07.409	+ 2.073	14:05:51.634	8 -	2:05.336	14:18:29.162
3 -	2:07.112	+ 1.776	14:07:58.746	9 -	2:05.494	+ 0.158
4 -	2:06.854	+ 1.518	14:10:05.600	10 -	2:06.180	+ 0.844
5 -	2:05.830	+ 0.494	14:12:11.430	11 -	2:05.949	+ 0.613
6 -	2:06.478	+ 1.142	14:14:17.908			
78	Sheila MARSHALL			Caterham 7		
1 -	2:22.416	+ 10.590	14:03:52.871	7 -	2:11.826	14:17:09.409
2 -	2:13.198	+ 1.372	14:06:06.069	8 -	2:12.111	+ 0.285
3 -	2:12.681	+ 0.855	14:08:18.750	9 -	2:12.167	+ 0.341
4 -	2:13.601	+ 1.775	14:10:32.351	10 -	2:12.939	+ 1.113
5 -	2:12.979	+ 1.153	14:12:45.330	11 -	2:13.168	+ 1.342
6 -	2:12.253	+ 0.427	14:14:57.583			
79	Pete CANNARD			Caterham 7		
1 -	2:24.063	+ 12.764	14:03:54.518	7 -	2:12.630	+ 1.331
2 -	2:14.912	+ 3.613	14:06:09.430	8 -	2:11.867	+ 0.568
3 -	2:13.521	+ 2.222	14:08:22.951	9 -	2:11.299	14:21:38.831
4 -	2:13.168	+ 1.869	14:10:36.119	10 -	2:15.335	+ 4.036
5 -	2:14.183	+ 2.884	14:12:50.302	11 -	2:12.110	+ 0.811
6 -	2:12.733	+ 1.434	14:15:03.035			
80	Trevor HARBUR			Caterham 7		
1 -	2:19.152	+ 11.903	14:03:49.607	7 -	2:09.674	+ 2.425
2 -	2:08.698	+ 1.449	14:05:58.305	8 -	2:09.918	+ 2.669
3 -	2:09.767	+ 2.518	14:08:08.072	9 -	2:07.249	14:21:03.431
4 -	2:09.497	+ 2.248	14:10:17.569	10 -	2:07.705	+ 0.456
5 -	2:09.528	+ 2.279	14:12:27.097	11 -	2:08.111	+ 0.862
6 -	2:09.493	+ 2.244	14:14:36.590			
81	Matthew GILLBANKS			Caterham 7		
1 -	2:17.517	+ 10.317	14:03:47.972	7 -	2:09.875	+ 2.675
2 -	2:09.480	+ 2.280	14:05:57.452	8 -	2:08.635	+ 1.435
3 -	2:11.085	+ 3.885	14:08:08.537	9 -	2:07.200	14:21:02.631
4 -	2:09.843	+ 2.643	14:10:18.380	10 -	2:07.716	+ 0.516
5 -	2:09.180	+ 1.980	14:12:27.560	11 -	2:07.944	+ 0.744

Oulton Park International
Circuit Length = 2.6920 miles
Start: 14:01 End: 14:27

McMillan Motorsport Caterham Graduates - Classic Class

RACE 3 - LAP ANALYSIS

6 -	2:09.361	+ 2.161	14:14:36.921				
83	Colin ROTHWELL		Caterham 7				
1 -	2:19.450	+ 9.701	14:03:49.905	7 -	2:11.202	+ 1.453	14:16:53.695
2 -	2:10.529	+ 0.780	14:06:00.434	8 -	2:10.648	+ 0.899	14:19:04.343
3 -	2:11.077	+ 1.328	14:08:11.511	9 -	2:11.241	+ 1.492	14:21:15.584
4 -	2:09.749		14:10:21.260	10 -	2:11.683	+ 1.934	14:23:27.267
5 -	2:10.073	+ 0.324	14:12:31.333	11 -	2:12.412	+ 2.663	14:25:39.679
6 -	2:11.160	+ 1.411	14:14:42.493				
86	Darren GRAINGER		Caterham 7				
1 -	2:25.868	+ 14.602	14:03:56.323	7 -	2:12.924	+ 1.658	14:17:16.655
2 -	2:15.127	+ 3.861	14:06:11.450	8 -	2:11.662	+ 0.396	14:19:28.317
3 -	2:13.192	+ 1.926	14:08:24.642	9 -	2:11.266		14:21:39.583
4 -	2:12.339	+ 1.073	14:10:36.981	10 -	2:14.961	+ 3.695	14:23:54.544
5 -	2:13.909	+ 2.643	14:12:50.890	11 -	2:12.247	+ 0.981	14:26:06.791
6 -	2:12.841	+ 1.575	14:15:03.731				
88	Andrew OUTTERSIDE		Caterham 7				
1 -	2:15.830	+ 7.755	14:03:46.285	7 -	2:09.585	+ 1.510	14:16:38.229
2 -	2:08.076	+ 0.001	14:05:54.361	8 -	2:09.092	+ 1.017	14:18:47.321
3 -	2:08.312	+ 0.237	14:08:02.673	9 -	2:09.814	+ 1.739	14:20:57.135
4 -	2:08.075		14:10:10.748	10 -	2:08.851	+ 0.776	14:23:05.986
5 -	2:08.877	+ 0.802	14:12:19.625	11 -	2:08.851	+ 0.776	14:25:14.837
6 -	2:09.019	+ 0.944	14:14:28.644				
90	Peter TATTERSALL		Caterham 7				
1 -	2:20.931	+ 10.901	14:03:51.386	7 -	2:13.129	+ 3.099	14:17:02.109
2 -	2:10.030		14:06:01.416	8 -	2:11.319	+ 1.289	14:19:13.428
3 -	2:11.145	+ 1.115	14:08:12.561	9 -	2:11.274	+ 1.244	14:21:24.702
4 -	2:12.637	+ 2.607	14:10:25.198	10 -	2:12.013	+ 1.983	14:23:36.715
5 -	2:11.754	+ 1.724	14:12:36.952	11 -	2:10.875	+ 0.845	14:25:47.590
6 -	2:12.028	+ 1.998	14:14:48.980				
94	Peter GRACE		Caterham 7				
1 -	2:27.304	+ 12.213	14:03:57.759	7 -	2:20.008	+ 4.917	14:17:42.539
2 -	2:16.361	+ 1.270	14:06:14.120	8 -	2:18.829	+ 3.738	14:20:01.368
3 -	2:15.091		14:08:29.211	9 -	2:19.097	+ 4.006	14:22:20.465
4 -	2:16.519	+ 1.428	14:10:45.730	10 -	2:16.969	+ 1.878	14:24:37.434
5 -	2:18.528	+ 3.437	14:13:04.258	11 -	2:18.742	+ 3.651	14:26:56.176
6 -	2:18.273	+ 3.182	14:15:22.531				
96	Colin JARDINE		Caterham 7				
1 -	2:23.016	+ 11.954	14:03:53.471	7 -	2:13.270	+ 2.208	14:17:15.144
2 -	2:18.977	+ 7.915	14:06:12.448	8 -	2:11.062		14:19:26.206
3 -	2:13.661	+ 2.599	14:08:26.109	9 -	2:11.703	+ 0.641	14:21:37.909
4 -	2:11.534	+ 0.472	14:10:37.643	10 -	2:25.691	+ 14.629	14:24:03.600
5 -	2:11.707	+ 0.645	14:12:49.350	11 -	2:18.680	+ 7.618	14:26:22.280
6 -	2:12.524	+ 1.462	14:15:01.874				
97	Justin COX		Caterham 7				
1 -	2:13.740	+ 7.626	14:03:44.195	7 -	2:06.736	+ 0.622	14:16:25.369
2 -	2:07.840	+ 1.726	14:05:52.035	8 -	2:06.114		14:18:31.483
3 -	2:07.046	+ 0.932	14:07:59.081	9 -	2:06.463	+ 0.349	14:20:37.946
4 -	2:07.029	+ 0.915	14:10:06.110	10 -	2:06.507	+ 0.393	14:22:44.453
5 -	2:06.358	+ 0.244	14:12:12.468	11 -	2:19.727	+ 13.613	14:25:04.180
6 -	2:06.165	+ 0.051	14:14:18.633				

Oulton Park International
Circuit Length = 2.6920 miles
Start: 14:01 End: 14:27



McMILLAN MOTORSPORT CATERHAM GRADUATES SUPER CHAMPIONSHIP

Oulton Park International Circuit

22nd September 2012



Results Provided by Timing Solutions Ltd
www.tsl-timing.com

McMillan Motorsport Caterham Graduates - Super Class
QUALIFYING - RACE 8 - CLASSIFICATION

POS	NO	CL	NAME	ENTRY	TIME	ON	LAPS	GAP	DIFF	MPH
1	102		Dylan STANLEY	Caterham 7	1:57.232	7	9			82.66
2	124		Martin COLLIER	Caterham 7	1:57.907	5	9	0.675	0.675	82.19
3	103		Neil SHINNER	Caterham 7	1:58.252	7	9	1.020	0.345	81.95
4	104		Toby BRIANT	Caterham 7	1:58.285	8	9	1.053	0.033	81.93
5	128		Martin KAY	Caterham 7	1:58.715	7	9	1.483	0.430	81.63
6	155		Andrew SAGAR	Caterham 7	1:59.003	9	9	1.771	0.288	81.43
7	118		Kenny YOUNG	Caterham 7	1:59.089	6	9	1.857	0.086	81.37
8	144		Andy COOMBS	Caterham 7	1:59.882	5	9	2.650	0.793	80.84
9	107		Andy SKINNER	Caterham 7	2:00.019	6	9	2.787	0.137	80.74
10	166		Barry WHITE	Caterham 7	2:00.032	8	9	2.800	0.013	80.73
11	125		Stephen HIRONS	Caterham 7	2:00.393	9	9	3.161	0.361	80.49
12	119		Anthony JAFFE	Caterham 7	2:00.469	8	9	3.237	0.076	80.44
13	130		James POTTER	Caterham 7	2:00.616	9	9	3.384	0.147	80.34
14	112		Gareth CORDEY	Caterham 7	2:00.634	8	9	3.402	0.018	80.33
15	131		Rob WINROW	Caterham 7	2:02.428	8	9	5.196	1.794	79.15
16	147		Peter MICKLEWRIGHT	Caterham 7	2:04.407	3	9	7.175	1.979	77.89

Car 102 - Please fit a working transponder

Weather / Track : Bright / Dry
 These results are provisional until the conclusion of any judicial and technical matters.

Oulton Park International
 Circuit Length = 2.6920 miles
 Start: 11:29 End: 11:50

Clerk of Course :		Timekeeper :
-------------------	--	--------------

McMillan Motorsport Caterham Graduates - Super Class
QUALIFYING - RACE 8 - LAP ANALYSIS

102	Dylan STANLEY		Caterham 7				
1 -	2:04.931	+ 7.699	11:34:16.031	6 -	1:58.225	+ 0.993	11:44:19.822
2 -	2:09.052	+ 11.820	11:36:25.083	7 -	1:57.232		11:46:17.054
3 -	2:00.245	+ 3.013	11:38:25.328	8 -	1:57.908	+ 0.676	11:48:14.962
4 -	1:57.894	+ 0.662	11:40:23.222	9 -	2:08.659	+ 11.427	11:50:23.621
5 -	1:58.375	+ 1.143	11:42:21.597				
103	Neil SHINNER		Caterham 7				
1 -	2:04.842	+ 6.590	11:34:16.444	6 -	1:58.881	+ 0.629	11:44:13.133
2 -	2:00.457	+ 2.205	11:36:16.901	7 -	1:58.252		11:46:11.385
3 -	1:59.560	+ 1.308	11:38:16.461	8 -	1:58.754	+ 0.502	11:48:10.139
4 -	1:58.675	+ 0.423	11:40:15.136	9 -	1:58.349	+ 0.097	11:50:08.488
5 -	1:59.116	+ 0.864	11:42:14.252				
104	Toby BRIANT		Caterham 7				
1 -	2:01.878	+ 3.593	11:34:03.067	6 -	1:59.971	+ 1.686	11:44:01.588
2 -	2:00.415	+ 2.130	11:36:03.482	7 -	1:59.126	+ 0.841	11:46:00.714
3 -	1:59.873	+ 1.588	11:38:03.355	8 -	1:58.285		11:47:58.999
4 -	1:59.527	+ 1.242	11:40:02.882	9 -	1:59.106	+ 0.821	11:49:58.105
5 -	1:58.735	+ 0.450	11:42:01.617				
107	Andy SKINNER		Caterham 7				
1 -	2:05.876	+ 5.857	11:33:32.539	6 -	2:00.019		11:43:43.708
2 -	2:03.287	+ 3.268	11:35:35.826	7 -	2:12.906	+ 12.887	11:45:56.614
3 -	2:03.464	+ 3.445	11:37:39.290	8 -	2:01.583	+ 1.564	11:47:58.197
4 -	2:02.799	+ 2.780	11:39:42.089	9 -	2:00.254	+ 0.235	11:49:58.451
5 -	2:01.600	+ 1.581	11:41:43.689				
112	Gareth CORDEY		Caterham 7				
1 -	2:02.226	+ 1.592	11:33:34.178	6 -	2:01.830	+ 1.196	11:43:42.093
2 -	2:02.059	+ 1.425	11:35:36.237	7 -	2:01.425	+ 0.791	11:45:43.518
3 -	2:01.612	+ 0.978	11:37:37.849	8 -	2:00.634		11:47:44.152
4 -	2:01.567	+ 0.933	11:39:39.416	9 -	2:01.150	+ 0.516	11:49:45.302
5 -	2:00.847	+ 0.213	11:41:40.263				
118	Kenny YOUNG		Caterham 7				
1 -	2:03.102	+ 4.013	11:33:24.798	6 -	1:59.089		11:43:25.799
2 -	2:01.298	+ 2.209	11:35:26.096	7 -	1:59.603	+ 0.514	11:45:25.402
3 -	2:00.238	+ 1.149	11:37:26.334	8 -	2:01.071	+ 1.982	11:47:26.473
4 -	2:00.074	+ 0.985	11:39:26.408	9 -	2:00.037	+ 0.948	11:49:26.510
5 -	2:00.302	+ 1.213	11:41:26.710				
119	Anthony JAFFE		Caterham 7				
1 -	2:03.392	+ 2.923	11:34:06.445	6 -	2:01.309	+ 0.840	11:44:17.063
2 -	2:02.435	+ 1.966	11:36:08.880	7 -	2:01.015	+ 0.546	11:46:18.078
3 -	2:03.003	+ 2.534	11:38:11.883	8 -	2:00.469		11:48:18.547
4 -	2:02.411	+ 1.942	11:40:14.294	9 -	2:01.641	+ 1.172	11:50:20.188
5 -	2:01.460	+ 0.991	11:42:15.754				
124	Martin COLLIER		Caterham 7				
1 -	2:13.498	+ 15.591	11:33:39.353	6 -	1:59.228	+ 1.321	11:43:37.287
2 -	2:00.399	+ 2.492	11:35:39.752	7 -	1:58.670	+ 0.763	11:45:35.957
3 -	1:59.781	+ 1.874	11:37:39.533	8 -	2:07.527	+ 9.620	11:47:43.484
4 -	2:00.619	+ 2.712	11:39:40.152	9 -	2:06.359	+ 8.452	11:49:49.843
5 -	1:57.907		11:41:38.059				
125	Stephen HIRONS		Caterham 7				
1 -	2:06.702	+ 6.309	11:33:32.314	6 -	2:01.546	+ 1.153	11:43:42.782
2 -	2:03.103	+ 2.710	11:35:35.417	7 -	2:01.493	+ 1.100	11:45:44.275
3 -	2:02.245	+ 1.852	11:37:37.662	8 -	2:00.837	+ 0.444	11:47:45.112
4 -	2:02.706	+ 2.313	11:39:40.368	9 -	2:00.393		11:49:45.505

Car 102 - Please fit a working transponder

Weather / Track : Bright / Dry

Oulton Park International
 Circuit Length = 2.6920 miles
 Start: 11:29 End: 11:50

McMillan Motorsport Caterham Graduates - Super Class

QUALIFYING - RACE 8 - LAP ANALYSIS

5 -	2:00.868	+ 0.475	11:41:41.236			
128	Martin KAY			Caterham 7		
1 -	2:02.473	+ 3.758	11:33:33.379	6 -	2:03.020	+ 4.305
2 -	2:02.122	+ 3.407	11:35:35.501	7 -	1:58.715	11:45:38.117
3 -	2:00.605	+ 1.890	11:37:36.106	8 -	2:00.269	+ 1.554
4 -	1:59.387	+ 0.672	11:39:35.493	9 -	1:59.468	+ 0.753
5 -	2:00.889	+ 2.174	11:41:36.382			11:49:37.854
130	James POTTER			Caterham 7		
1 -	2:11.888	+ 11.272	11:34:23.002	6 -	2:01.728	+ 1.112
2 -	2:07.695	+ 7.079	11:36:30.697	7 -	2:01.511	+ 0.895
3 -	2:04.796	+ 4.180	11:38:35.493	8 -	2:00.903	+ 0.287
4 -	2:03.726	+ 3.110	11:40:39.219	9 -	2:00.616	11:50:47.023
5 -	2:03.046	+ 2.430	11:42:42.265			
131	Rob WINROW			Caterham 7		
1 -	2:10.411	+ 7.983	11:33:47.357	6 -	2:03.056	+ 0.628
2 -	2:09.749	+ 7.321	11:35:57.106	7 -	2:02.997	+ 0.569
3 -	2:07.362	+ 4.934	11:38:04.468	8 -	2:02.428	11:48:23.189
4 -	2:03.747	+ 1.319	11:40:08.215	9 -	2:03.995	+ 1.567
5 -	2:06.493	+ 4.065	11:42:14.708			11:50:27.184
144	Andy COOMBS			Caterham 7		
1 -	2:03.424	+ 3.542	11:33:26.378	6 -	2:01.109	+ 1.227
2 -	2:01.290	+ 1.408	11:35:27.668	7 -	2:01.654	+ 1.772
3 -	2:10.947	+ 11.065	11:37:38.615	8 -	2:00.798	+ 0.916
4 -	2:02.413	+ 2.531	11:39:41.028	9 -	2:00.601	+ 0.719
5 -	1:59.882		11:41:40.910			11:49:45.072
147	Peter MICKLEWRIGHT			Caterham 7		
1 -	2:06.704	+ 2.297	11:33:38.478	6 -	2:06.775	+ 2.368
2 -	2:05.246	+ 0.839	11:35:43.724	7 -	2:04.442	+ 0.035
3 -	2:04.407		11:37:48.131	8 -	2:05.215	+ 0.808
4 -	2:05.407	+ 1.000	11:39:53.538	9 -	2:14.789	+ 10.382
5 -	2:04.848	+ 0.441	11:41:58.386			11:50:29.607
155	Andrew SAGAR			Caterham 7		
1 -	2:06.268	+ 7.265	11:33:31.989	6 -	2:00.461	+ 1.458
2 -	2:01.067	+ 2.064	11:35:33.056	7 -	1:59.983	+ 0.980
3 -	2:01.330	+ 2.327	11:37:34.386	8 -	2:02.848	+ 3.845
4 -	2:00.787	+ 1.784	11:39:35.173	9 -	1:59.003	11:49:38.555
5 -	2:01.087	+ 2.084	11:41:36.260			
166	Barry WHITE			Caterham 7		
1 -	2:07.054	+ 7.022	11:33:34.043	6 -	2:00.955	+ 0.923
2 -	2:03.557	+ 3.525	11:35:37.600	7 -	2:01.440	+ 1.408
3 -	2:03.003	+ 2.971	11:37:40.603	8 -	2:00.032	11:47:46.734
4 -	2:01.918	+ 1.886	11:39:42.521	9 -	2:00.838	+ 0.806
5 -	2:01.786	+ 1.754	11:41:44.307			11:49:47.572


Car 102 - Please fit a working transponder

Weather / Track : Bright / Dry

Oulton Park International
Circuit Length = 2.6920 miles
Start: 11:29 End: 11:50

McMillan Motorsport Caterham Graduates - Super Class

RACE 8 - GRID

ROW 8	2:02.428 131 Rob WINROW	2:04.407 147 Peter MICKLEWRIGHT
ROW 7	2:00.616 130 James POTTER	2:00.634 112 Gareth CORDEY
ROW 6	2:00.393 125 Stephen HIRONS	2:00.469 119 Anthony JAFFE
ROW 5	2:00.019 107 Andy SKINNER	2:00.032 166 Barry WHITE
ROW 4	1:59.089 118 Kenny YOUNG	1:59.882 144 Andy COOMBS
ROW 3	1:58.715 128 Martin KAY	1:59.003 155 Andrew SAGAR
ROW 2	1:58.252 103 Neil SHINNER	1:58.285 104 Toby BRIANT
ROW 1	1:57.232 102 Dylan STANLEY	1:57.907 124 Martin COLLIER
Pole		
		

Oulton Park International
Circuit Length = 2.6920 miles

These results are provisional until the conclusion of any judicial and technical matters.

Clerk of Course :		Timekeeper :
-------------------	--	--------------

McMillan Motorsport Caterham Graduates - Super Class

RACE 8 - CLASSIFICATION

POS	NO	CL	NAME	ENTRY	LAPS	TIME	GAP	DIFF	MPH	BEST	ON
1	102		Dylan STANLEY	Caterham 7	11	22:10.642			80.11	1:59.142	8
2	125		Stephen HIRONS	Caterham 7	11	22:22.314	11.672	11.672	79.41	2:00.241	9
3	107		Andy SKINNER	Caterham 7	11	22:23.670	13.028	1.356	79.33	1:59.924	9
4	155		Andrew SAGAR	Caterham 7	11	22:24.451	13.809	0.781	79.29	2:00.069	6
5	144		Andy COOMBS	Caterham 7	11	22:29.209	18.567	4.758	79.01	1:59.451	6
6	128		Martin KAY	Caterham 7	11	22:34.252	23.610	5.043	78.71	1:58.979	9
7	131		Rob WINROW	Caterham 7	11	22:41.214	30.572	6.962	78.31	2:00.191	6
8	104		Toby BRIANT	Caterham 7	11	22:53.322	42.680	12.108	77.62	1:58.376	8
9	166		Barry WHITE	Caterham 7	11	22:55.922	45.280	2.600	77.47	2:01.400	6
10	147		Peter MICKLEWRIGHT	Caterham 7	11	22:56.730	46.088	0.808	77.43	2:02.721	10
NOT CLASSIFIED											
DNF	112		Gareth CORDEY	Caterham 7	10	20:20.698	1 lap	1 lap	79.39	2:00.146	5
DNF	130		James POTTER	Caterham 7	10	20:23.520	1 lap	2.822	79.20	1:58.995	10
DNF	103		Neil SHINNER	Caterham 7	6	12:11.033	5 laps	4 laps	79.54	1:59.458	6
DNF	124		Martin COLLIER	Caterham 7	6	12:11.269	5 laps	0.236	79.51	1:58.582	6
DNF	118		Kenny YOUNG	Caterham 7	6	12:11.909	5 laps	0.640	79.44	1:58.661	6
DNF	119		Anthony JAFFE	Caterham 7	0						
FASTEST LAP											
	104		Toby BRIANT	Caterham 7	8	1:58.376		81.86 mph		131.75 kph	

Oulton Park International
 Circuit Length = 2.6920 miles
 Start: 17:16 End: 17:39

These results are provisional until the conclusion of any judicial and technical matters.

Clerk of Course :	Timekeeper :
-------------------	--------------

McMillan Motorsport Caterham Graduates - Super Class

RACE 8 - LAP CHART

Lap 1			Lap 2			Lap 3			Lap 4			Lap 5		
No	Behind	Laptime	No	Behind	Laptime	No	Behind	Laptime	No	Behind	Laptime	No	Behind	Laptime
104		2:07.208	103		2:01.448	102		2:01.401	102		2:00.939	102		2:00.349
103	0.021	2:07.229	102	0.133	2:01.235	103	0.102	2:01.636	103	0.017	2:00.854	103	0.076	2:00.408
102	0.367	2:07.575	104	0.535	2:02.004	104	0.655	2:01.654	104	1.887	2:02.171	104	0.658	1:59.120
124	0.480	2:07.688	124	0.799	2:01.788	124	0.715	2:01.450	124	2.071	2:02.295	124	1.188	1:59.466
128	0.926	2:08.134	128	1.318	2:01.861	128	0.766	2:00.982	118	2.746	2:01.960	118	1.749	1:59.352
155	1.543	2:08.751	155	2.034	2:01.960	155	1.280	2:00.780	155	2.984	2:02.643	155	3.408	2:00.773
118	2.210	2:09.418	118	2.483	2:01.742	118	1.725	2:00.776	112	5.257	2:01.202	112	5.054	2:00.146
166	3.785	2:10.993	112	5.708	2:02.988	112	4.994	2:00.820	125	5.455	2:00.847	125	5.530	2:00.424
125	4.079	2:11.287	125	6.125	2:03.515	125	5.547	2:00.956	107	5.723	2:00.747	107	5.707	2:00.333
112	4.189	2:11.397	166	6.293	2:03.977	107	5.915	2:01.022	144	6.146	2:00.287	144	6.548	2:00.751
107	6.599	2:13.807	107	6.427	2:01.297	144	6.798	2:01.445	130	10.313	2:01.698	130	10.876	2:00.912
144	6.977	2:14.185	144	6.887	2:01.379	130	9.554	2:01.851	131	11.902	2:02.711	128	13.119	2:01.029
131	7.811	2:15.019	131	8.483	2:02.141	131	10.130	2:03.181	128	12.439	2:12.612	131	14.241	2:02.688
130	8.809	2:16.017	130	9.237	2:01.897	147	14.429	2:04.431	147	17.701	2:04.211	147	21.554	2:04.202
147	9.596	2:16.804	147	11.532	2:03.405	166	21.563	2:16.804	166	24.324	2:03.700	166	26.679	2:02.704

Oulton Park International
 Circuit Length = 2.6920 miles
 Start: 17:16 End: 17:39

McMillan Motorsport Caterham Graduates - Super Class

RACE 8 - LAP CHART

Lap 6			Lap 7			Lap 8			Lap 9			Lap 10		
No	Behind	Laptime	No	Behind	Laptime	No	Behind	Laptime	No	Behind	Laptime	No	Behind	Laptime
102		1:59.438	102		1:59.816	102		1:59.142	102		1:59.832	102		2:00.855
103	0.096	1:59.458	104	1.135	2:00.622	104	0.369	1:58.376	104	0.082	1:59.545	104	0.071	2:00.844
104	0.329	1:59.109	125	7.423	2:00.905	112	9.678	2:01.305	112	9.996	2:00.150	112	10.116	2:00.975
124	0.332	1:58.582	112	7.515	2:01.439	125	10.358	2:02.077	125	10.767	2:00.241	125	10.532	2:00.620
118	0.972	1:58.661	155	7.739	2:03.516	155	10.392	2:01.795	107	10.913	1:59.924	107	10.627	2:00.569
155	4.039	2:00.069	107	8.232	2:01.566	107	10.821	2:01.731	144	11.084	1:59.807	155	11.500	2:00.683
112	5.892	2:00.276	144	8.528	2:01.783	144	11.109	2:01.723	155	11.672	2:01.112	144	11.749	2:01.520
125	6.334	2:00.242	130	12.754	2:00.433	130	14.200	2:00.588	128	13.413	1:58.979	128	11.848	1:59.290
107	6.482	2:00.213	128	13.640	1:59.717	128	14.266	1:59.768	130	14.798	2:00.430	130	12.938	1:58.995
144	6.561	1:59.451	131	16.802	2:01.624	131	18.976	2:01.316	131	21.117	2:01.973	131	23.035	2:02.773
130	12.137	2:00.699	166	31.120	2:02.295	166	36.091	2:04.113	166	39.595	2:03.336	166	41.861	2:03.121
128	13.739	2:00.058	147	31.972	2:05.068	147	37.180	2:04.350	147	40.571	2:03.223	147	42.437	2:02.721
131	14.994	2:00.191												
147	26.720	2:04.604												
166	28.641	2:01.400												

Oulton Park International
 Circuit Length = 2.6920 miles
 Start: 17:16 End: 17:39

McMillan Motorsport Caterham Graduates - Super Class
RACE 8 - LAP CHART

Lap 11		
No	Behind	Laptime
102		2:00.060
125	11.672	2:01.200
107	13.028	2:02.461
155	13.809	2:02.369
144	18.567	2:06.878
128	23.610	2:11.822
131	30.572	2:07.597
104	42.680	2:42.669
166	45.280	2:03.479
147	46.088	2:03.711

Oulton Park International
Circuit Length = 2.6920 miles
Start: 17:16 End: 17:39

McMillan Motorsport Caterham Graduates - Super Class

RACE 8 - LAP ANALYSIS

102	Dylan STANLEY		Caterham 7				
1 -	2:07.575	+ 8.433	17:18:20.077	7 -	1:59.816	+ 0.674	17:30:23.255
2 -	2:01.235	+ 2.093	17:20:21.312	8 -	1:59.142		17:32:22.397
3 -	2:01.401	+ 2.259	17:22:22.713	9 -	1:59.832	+ 0.690	17:34:22.229
4 -	2:00.939	+ 1.797	17:24:23.652	10 -	2:00.855	+ 1.713	17:36:23.084
5 -	2:00.349	+ 1.207	17:26:24.001	11 -	2:00.060	+ 0.918	17:38:23.144
6 -	1:59.438	+ 0.296	17:28:23.439				
103	Neil SHINNER		Caterham 7				
1 -	2:07.229	+ 7.771	17:18:19.731	4 -	2:00.854	+ 1.396	17:24:23.669
2 -	2:01.448	+ 1.990	17:20:21.179	5 -	2:00.408	+ 0.950	17:26:24.077
3 -	2:01.636	+ 2.178	17:22:22.815	6 -	1:59.458		17:28:23.535
104	Toby BRIANT		Caterham 7				
1 -	2:07.208	+ 8.832	17:18:19.710	7 -	2:00.622	+ 2.246	17:30:24.390
2 -	2:02.004	+ 3.628	17:20:21.714	8 -	1:58.376		17:32:22.766
3 -	2:01.654	+ 3.278	17:22:23.368	9 -	1:59.545	+ 1.169	17:34:22.311
4 -	2:02.171	+ 3.795	17:24:25.539	10 -	2:00.844	+ 2.468	17:36:23.155
5 -	1:59.120	+ 0.744	17:26:24.659	11 -	2:42.669	+ 44.293	17:39:05.824
6 -	1:59.109	+ 0.733	17:28:23.768				
107	Andy SKINNER		Caterham 7				
1 -	2:13.807	+ 13.883	17:18:26.309	7 -	2:01.566	+ 1.642	17:30:31.487
2 -	2:01.297	+ 1.373	17:20:27.606	8 -	2:01.731	+ 1.807	17:32:33.218
3 -	2:01.022	+ 1.098	17:22:28.628	9 -	1:59.924		17:34:33.142
4 -	2:00.747	+ 0.823	17:24:29.375	10 -	2:00.569	+ 0.645	17:36:33.711
5 -	2:00.333	+ 0.409	17:26:29.708	11 -	2:02.461	+ 2.537	17:38:36.172
6 -	2:00.213	+ 0.289	17:28:29.921				
112	Gareth CORDEY		Caterham 7				
1 -	2:11.397	+ 11.251	17:18:23.899	6 -	2:00.276	+ 0.130	17:28:29.331
2 -	2:02.988	+ 2.842	17:20:26.887	7 -	2:01.439	+ 1.293	17:30:30.770
3 -	2:00.820	+ 0.674	17:22:27.707	8 -	2:01.305	+ 1.159	17:32:32.075
4 -	2:01.202	+ 1.056	17:24:28.909	9 -	2:00.150	+ 0.004	17:34:32.225
5 -	2:00.146		17:26:29.055	10 -	2:00.975	+ 0.829	17:36:33.200
118	Kenny YOUNG		Caterham 7				
1 -	2:09.418	+ 10.757	17:18:21.920	4 -	2:01.960	+ 3.299	17:24:26.398
2 -	2:01.742	+ 3.081	17:20:23.662	5 -	1:59.352	+ 0.691	17:26:25.750
3 -	2:00.776	+ 2.115	17:22:24.438	6 -	1:58.661		17:28:24.411
119	Anthony JAFFE		Caterham 7				
124	Martin COLLIER		Caterham 7				
1 -	2:07.688	+ 9.106	17:18:20.190	4 -	2:02.295	+ 3.713	17:24:25.723
2 -	2:01.788	+ 3.206	17:20:21.978	5 -	1:59.466	+ 0.884	17:26:25.189
3 -	2:01.450	+ 2.868	17:22:23.428	6 -	1:58.582		17:28:23.771
125	Stephen HIRONS		Caterham 7				
1 -	2:11.287	+ 11.046	17:18:23.789	7 -	2:00.905	+ 0.664	17:30:30.678
2 -	2:03.515	+ 3.274	17:20:27.304	8 -	2:02.077	+ 1.836	17:32:32.755
3 -	2:00.956	+ 0.715	17:22:28.260	9 -	2:00.241		17:34:32.996
4 -	2:00.847	+ 0.606	17:24:29.107	10 -	2:00.620	+ 0.379	17:36:33.616
5 -	2:00.424	+ 0.183	17:26:29.531	11 -	2:01.200	+ 0.959	17:38:34.816
6 -	2:00.242	+ 0.001	17:28:29.773				
128	Martin KAY		Caterham 7				
1 -	2:08.134	+ 9.155	17:18:20.636	7 -	1:59.717	+ 0.738	17:30:36.895
2 -	2:01.861	+ 2.882	17:20:22.497	8 -	1:59.768	+ 0.789	17:32:36.663
3 -	2:00.982	+ 2.003	17:22:23.479	9 -	1:58.979		17:34:35.642

Oulton Park International
Circuit Length = 2.6920 miles
Start: 17:16 End: 17:39

McMillan Motorsport Caterham Graduates - Super Class

RACE 8 - LAP ANALYSIS

4 -	2:12.612	+ 13.633	17:24:36.091	10 -	1:59.290	+ 0.311	17:36:34.932
5 -	2:01.029	+ 2.050	17:26:37.120	11 -	2:11.822	+ 12.843	17:38:46.754
6 -	2:00.058	+ 1.079	17:28:37.178				
130	James POTTER			Caterham 7			
1 -	2:16.017	+ 17.022	17:18:28.519	6 -	2:00.699	+ 1.704	17:28:35.576
2 -	2:01.897	+ 2.902	17:20:30.416	7 -	2:00.433	+ 1.438	17:30:36.009
3 -	2:01.851	+ 2.856	17:22:32.267	8 -	2:00.588	+ 1.593	17:32:36.597
4 -	2:01.698	+ 2.703	17:24:33.965	9 -	2:00.430	+ 1.435	17:34:37.027
5 -	2:00.912	+ 1.917	17:26:34.877	10 -	1:58.995		17:36:36.022
131	Rob WINROW			Caterham 7			
1 -	2:15.019	+ 14.828	17:18:27.521	7 -	2:01.624	+ 1.433	17:30:40.057
2 -	2:02.141	+ 1.950	17:20:29.662	8 -	2:01.316	+ 1.125	17:32:41.373
3 -	2:03.181	+ 2.990	17:22:32.843	9 -	2:01.973	+ 1.782	17:34:43.346
4 -	2:02.711	+ 2.520	17:24:35.554	10 -	2:02.773	+ 2.582	17:36:46.119
5 -	2:02.688	+ 2.497	17:26:38.242	11 -	2:07.597	+ 7.406	17:38:53.716
6 -	2:00.191		17:28:38.433				
144	Andy COOMBS			Caterham 7			
1 -	2:14.185	+ 14.734	17:18:26.687	7 -	2:01.783	+ 2.332	17:30:31.783
2 -	2:01.379	+ 1.928	17:20:28.066	8 -	2:01.723	+ 2.272	17:32:33.506
3 -	2:01.445	+ 1.994	17:22:29.511	9 -	1:59.807	+ 0.356	17:34:33.313
4 -	2:00.287	+ 0.836	17:24:29.798	10 -	2:01.520	+ 2.069	17:36:34.833
5 -	2:00.751	+ 1.300	17:26:30.549	11 -	2:06.878	+ 7.427	17:38:41.711
6 -	1:59.451		17:28:30.000				
147	Peter MICKLEWRIGHT			Caterham 7			
1 -	2:16.804	+ 14.083	17:18:29.306	7 -	2:05.068	+ 2.347	17:30:55.227
2 -	2:03.405	+ 0.684	17:20:32.711	8 -	2:04.350	+ 1.629	17:32:59.577
3 -	2:04.431	+ 1.710	17:22:37.142	9 -	2:03.223	+ 0.502	17:35:02.800
4 -	2:04.211	+ 1.490	17:24:41.353	10 -	2:02.721		17:37:05.521
5 -	2:04.202	+ 1.481	17:26:45.555	11 -	2:03.711	+ 0.990	17:39:09.232
6 -	2:04.604	+ 1.883	17:28:50.159				
155	Andrew SAGAR			Caterham 7			
1 -	2:08.751	+ 8.682	17:18:21.253	7 -	2:03.516	+ 3.447	17:30:30.994
2 -	2:01.960	+ 1.891	17:20:23.213	8 -	2:01.795	+ 1.726	17:32:32.789
3 -	2:00.780	+ 0.711	17:22:23.993	9 -	2:01.112	+ 1.043	17:34:33.901
4 -	2:02.643	+ 2.574	17:24:26.636	10 -	2:00.683	+ 0.614	17:36:34.584
5 -	2:00.773	+ 0.704	17:26:27.409	11 -	2:02.369	+ 2.300	17:38:36.953
6 -	2:00.069		17:28:27.478				
166	Barry WHITE			Caterham 7			
1 -	2:10.993	+ 9.593	17:18:23.495	7 -	2:02.295	+ 0.895	17:30:54.375
2 -	2:03.977	+ 2.577	17:20:27.472	8 -	2:04.113	+ 2.713	17:32:58.488
3 -	2:16.804	+ 15.404	17:22:44.276	9 -	2:03.336	+ 1.936	17:35:01.824
4 -	2:03.700	+ 2.300	17:24:47.976	10 -	2:03.121	+ 1.721	17:37:04.945
5 -	2:02.704	+ 1.304	17:26:50.680	11 -	2:03.479	+ 2.079	17:39:08.424
6 -	2:01.400		17:28:52.080				

Oulton Park International
Circuit Length = 2.6920 miles
Start: 17:16 End: 17:39



McMILLAN MOTORSPORT CATERHAM GRADUATES MEGA & SIGMA CHAMPIONSHIP

Oulton Park International Circuit

22nd September 2012



Results Provided by Timing Solutions Ltd
www.tsl-timing.com

McMillan Motorsport Caterham Graduates - Mega & Sigma Classes
QUALIFYING - RACE 5 - CLASSIFICATION

POS	NO	CL	NAME	ENTRY	TIME	ON	LAPS	GAP	DIFF	MPH
1	13		Trevor CARVEY	Caterham 7	1:54.921	7	9			84.33
2	17		Paul TURLEY	Caterham 7	1:55.593	7	9	0.672	0.672	83.83
3	7		Nicholas HARYETT	Caterham 7	1:55.721	9	9	0.800	0.128	83.74
4	5		Nick FROST	Caterham 7	1:55.857	7	9	0.936	0.136	83.64
5	1		Myles PACKMAN	Caterham 7	1:55.952	9	9	1.031	0.095	83.58
6	36		Glenn BURTENSHAW	Caterham 7	1:56.015	9	9	1.094	0.063	83.53
7	2		Mick WHITEHEAD	Caterham 7	1:56.029	9	9	1.108	0.014	83.52
8	54		Peter FRITH	Caterham 7	1:56.204	9	9	1.283	0.175	83.39
9	4		Martin AMISON	Caterham 7	1:56.952	9	9	2.031	0.748	82.86
10	44		Nick PANCISI	Caterham 7	1:57.235	3	9	2.314	0.283	82.66
11	40		Luke EMBLING	Caterham 7	1:57.353	6	9	2.432	0.118	82.58
12	9		Adrian RUSSELL	Caterham 7	1:57.707	6	8	2.786	0.354	82.33
13	21		Matt THOMPSON	Caterham 7	1:57.732	8	9	2.811	0.025	82.31
14	26		Ian NOBLE	Caterham 7	1:57.956	7	9	3.035	0.224	82.16
15	42		John BENFIELD	Caterham 7	1:58.213	8	9	3.292	0.257	81.98
16	171		Ian ANDERSON	Caterham 7	1:58.474	6	9	3.553	0.261	81.80
17	18		Kim RAYMENT	Caterham 7	1:59.814	8	9	4.893	1.340	80.88
18	63		Martin GEE	Caterham 7	2:00.558	6	9	5.637	0.744	80.38
19	172		Ian DYBLE	Caterham 7	2:00.635	6	9	5.714	0.077	80.33
20	186		Adrian BIDDER	Caterham 7	2:00.717	6	9	5.796	0.082	80.28
21	22		Peter MARSH	Caterham 7	2:01.577	7	9	6.656	0.860	79.71
22	16		Mark HARRISON	Caterham 7	2:01.860	9	9	6.939	0.283	79.52
23	23		Bob WILSON	Caterham 7	2:01.897	9	9	6.976	0.037	79.50
24	176		Bill SCOTT	Caterham 7	2:02.106	7	9	7.185	0.209	79.36
25	196		Matt SIVITER	Caterham 7	2:02.148	9	9	7.227	0.042	79.34
26	188		Alan DIXON	Caterham 7	2:03.577	9	9	8.656	1.429	78.42
27	184		Jonathan CLELAND	Caterham 7	2:06.996	6	8	12.075	3.419	76.31

Oulton Park International
Circuit Length = 2.6920 miles
Start: 10:26 End: 10:47

These results are provisional until the conclusion of any judicial and technical matters.

Clerk of Course :		Timekeeper :
-------------------	--	--------------

McMillan Motorsport Caterham Graduates - Mega & Sigma Classes

QUALIFYING - RACE 5 - LAP ANALYSIS

1	Myles PACKMAN		Caterham 7				
1 -	2:01.546	+ 5.594	10:31:02.480	6 -	1:57.187	+ 1.235	10:41:09.146
2 -	1:57.197	+ 1.245	10:32:59.677	7 -	1:57.586	+ 1.634	10:43:06.732
3 -	1:57.802	+ 1.850	10:34:57.479	8 -	1:56.196	+ 0.244	10:45:02.928
4 -	2:15.925	+ 19.973	10:37:13.404	9 -	1:55.952		10:46:58.880
5 -	1:58.555	+ 2.603	10:39:11.959				
2	Mick WHITEHEAD		Caterham 7				
1 -	1:59.541	+ 3.512	10:30:13.904	6 -	1:57.035	+ 1.006	10:40:10.642
2 -	1:58.074	+ 2.045	10:32:11.978	7 -	1:56.581	+ 0.552	10:42:07.223
3 -	2:00.879	+ 4.850	10:34:12.857	8 -	1:56.137	+ 0.108	10:44:03.360
4 -	2:03.157	+ 7.128	10:36:16.014	9 -	1:56.029		10:45:59.389
5 -	1:57.593	+ 1.564	10:38:13.607				
4	Martin AMISON		Caterham 7				
1 -	1:59.396	+ 2.444	10:30:12.672	6 -	1:57.402	+ 0.450	10:40:20.730
2 -	2:15.672	+ 18.720	10:32:28.344	7 -	1:58.063	+ 1.111	10:42:18.793
3 -	2:00.062	+ 3.110	10:34:28.406	8 -	1:56.989	+ 0.037	10:44:15.782
4 -	1:57.336	+ 0.384	10:36:25.742	9 -	1:56.952		10:46:12.734
5 -	1:57.586	+ 0.634	10:38:23.328				
5	Nick FROST		Caterham 7				
1 -	2:01.507	+ 5.650	10:30:29.762	6 -	1:57.027	+ 1.170	10:40:18.117
2 -	1:58.549	+ 2.692	10:32:28.311	7 -	1:55.857		10:42:13.974
3 -	1:58.235	+ 2.378	10:34:26.546	8 -	1:56.748	+ 0.891	10:44:10.722
4 -	1:57.529	+ 1.672	10:36:24.075	9 -	1:56.690	+ 0.833	10:46:07.412
5 -	1:57.015	+ 1.158	10:38:21.090				
7	Nicholas HARYETT		Caterham 7				
1 -	2:00.547	+ 4.826	10:30:10.612	6 -	1:59.083	+ 3.362	10:40:17.188
2 -	2:00.956	+ 5.235	10:32:11.568	7 -	1:59.257	+ 3.536	10:42:16.445
3 -	2:03.691	+ 7.970	10:34:15.259	8 -	1:56.137	+ 0.416	10:44:12.582
4 -	2:06.568	+ 10.847	10:36:21.827	9 -	1:55.721		10:46:08.303
5 -	1:56.278	+ 0.557	10:38:18.105				
9	Adrian RUSSELL		Caterham 7				
1 -	2:00.513	+ 2.806	10:30:12.522	5 -	1:58.890	+ 1.183	10:41:16.042
2 -	1:59.175	+ 1.468	10:32:11.697	6 -	1:57.707		10:43:13.749
3 -	5:05.684	+ 3:07.977	10:37:17.381	7 -	1:58.361	+ 0.654	10:45:12.110
4 -	1:59.771	+ 2.064	10:39:17.152	8 -	1:58.085	+ 0.378	10:47:10.195
13	Trevor CARVEY		Caterham 7				
1 -	2:00.620	+ 5.699	10:31:21.217	6 -	1:56.622	+ 1.701	10:41:07.104
2 -	1:57.433	+ 2.512	10:33:18.650	7 -	1:54.921		10:43:02.025
3 -	1:58.458	+ 3.537	10:35:17.108	8 -	1:55.879	+ 0.958	10:44:57.904
4 -	1:57.368	+ 2.447	10:37:14.476	9 -	1:55.565	+ 0.644	10:46:53.469
5 -	1:56.006	+ 1.085	10:39:10.482				
16	Mark HARRISON		Caterham 7				
1 -	2:05.715	+ 3.855	10:30:41.791	6 -	2:03.500	+ 1.640	10:40:57.300
2 -	2:04.076	+ 2.216	10:32:45.867	7 -	2:03.470	+ 1.610	10:43:00.770
3 -	2:03.159	+ 1.299	10:34:49.026	8 -	2:03.994	+ 2.134	10:45:04.764
4 -	2:02.472	+ 0.612	10:36:51.498	9 -	2:01.860		10:47:06.624
5 -	2:02.302	+ 0.442	10:38:53.800				
17	Paul TURLEY		Caterham 7				
1 -	2:01.122	+ 5.529	10:31:01.718	6 -	1:57.364	+ 1.771	10:41:08.635
2 -	1:57.603	+ 2.010	10:32:59.321	7 -	1:55.593		10:43:04.228
3 -	1:58.440	+ 2.847	10:34:57.761	8 -	1:59.212	+ 3.619	10:45:03.440
4 -	2:12.350	+ 16.757	10:37:10.111	9 -	1:55.870	+ 0.277	10:46:59.310
5 -	2:01.160	+ 5.567	10:39:11.271				

Oulton Park International
Circuit Length = 2.6920 miles
Start: 10:26 End: 10:47

McMillan Motorsport Caterham Graduates - Mega & Sigma Classes

QUALIFYING - RACE 5 - LAP ANALYSIS

18	Kim RAYMENT		Caterham 7				
1 -	2:00.571	+ 0.757	10:30:38.416	6 -	2:00.207	+ 0.393	10:40:43.539
2 -	2:00.238	+ 0.424	10:32:38.654	7 -	1:59.925	+ 0.111	10:42:43.464
3 -	2:02.629	+ 2.815	10:34:41.283	8 -	1:59.814		10:44:43.278
4 -	2:00.627	+ 0.813	10:36:41.910	9 -	2:01.145	+ 1.331	10:46:44.423
5 -	2:01.422	+ 1.608	10:38:43.332				
21	Matt THOMPSON		Caterham 7				
1 -	2:02.469	+ 4.737	10:30:26.647	6 -	1:58.474	+ 0.742	10:40:27.255
2 -	2:00.327	+ 2.595	10:32:26.974	7 -	1:59.066	+ 1.334	10:42:26.321
3 -	1:59.964	+ 2.232	10:34:26.938	8 -	1:57.732		10:44:24.053
4 -	1:58.178	+ 0.446	10:36:25.116	9 -	1:57.923	+ 0.191	10:46:21.976
5 -	2:03.665	+ 5.933	10:38:28.781				
22	Peter MARSH		Caterham 7				
1 -	2:06.343	+ 4.766	10:30:43.069	6 -	2:03.656	+ 2.079	10:41:10.860
2 -	2:06.369	+ 4.792	10:32:49.438	7 -	2:01.577		10:43:12.437
3 -	2:09.168	+ 7.591	10:34:58.606	8 -	2:03.653	+ 2.076	10:45:16.090
4 -	2:04.258	+ 2.681	10:37:02.864	9 -	2:02.330	+ 0.753	10:47:18.420
5 -	2:04.340	+ 2.763	10:39:07.204				
23	Bob WILSON		Caterham 7				
1 -	2:04.093	+ 2.196	10:30:28.108	6 -	2:03.702	+ 1.805	10:40:56.199
2 -	2:03.611	+ 1.714	10:32:31.719	7 -	2:03.821	+ 1.924	10:43:00.020
3 -	2:03.267	+ 1.370	10:34:34.986	8 -	2:04.145	+ 2.248	10:45:04.165
4 -	2:01.905	+ 0.008	10:36:36.891	9 -	2:01.897		10:47:06.062
5 -	2:15.606	+ 13.709	10:38:52.497				
26	Ian NOBLE		Caterham 7				
1 -	1:59.390	+ 1.434	10:30:16.311	6 -	1:58.230	+ 0.274	10:40:14.909
2 -	2:02.528	+ 4.572	10:32:18.839	7 -	1:57.956		10:42:12.865
3 -	1:58.076	+ 0.120	10:34:16.915	8 -	1:58.241	+ 0.285	10:44:11.106
4 -	2:01.040	+ 3.084	10:36:17.955	9 -	1:58.242	+ 0.286	10:46:09.348
5 -	1:58.724	+ 0.768	10:38:16.679				
36	Glenn BURTENSHAW		Caterham 7				
1 -	2:01.069	+ 5.054	10:30:10.445	6 -	1:56.949	+ 0.934	10:40:10.938
2 -	1:59.296	+ 3.281	10:32:09.741	7 -	1:56.547	+ 0.532	10:42:07.485
3 -	2:02.247	+ 6.232	10:34:11.988	8 -	1:56.396	+ 0.381	10:44:03.881
4 -	2:03.200	+ 7.185	10:36:15.188	9 -	1:56.015		10:45:59.896
5 -	1:58.801	+ 2.786	10:38:13.989				
40	Luke EMBLING		Caterham 7				
1 -	1:58.796	+ 1.443	10:30:13.575	6 -	1:57.353		10:40:12.309
2 -	2:00.162	+ 2.809	10:32:13.737	7 -	2:04.142 P	+ 6.789	10:42:16.451
3 -	1:58.978	+ 1.625	10:34:12.715	8 -	3:03.472	+ 1:06.119	10:45:19.923
4 -	2:02.339	+ 4.986	10:36:15.054	9 -	1:57.971	+ 0.618	10:47:17.894
5 -	1:59.902	+ 2.549	10:38:14.956				
42	John BENFIELD		Caterham 7				
1 -	2:04.296	+ 6.083	10:30:26.463	6 -	2:01.802	+ 3.589	10:40:31.806
2 -	2:03.083	+ 4.870	10:32:29.546	7 -	2:02.318	+ 4.105	10:42:34.124
3 -	2:00.540	+ 2.327	10:34:30.086	8 -	1:58.213		10:44:32.337
4 -	2:00.012	+ 1.799	10:36:30.098	9 -	1:58.747	+ 0.534	10:46:31.084
5 -	1:59.906	+ 1.693	10:38:30.004				
44	Nick PANCISI		Caterham 7				
1 -	2:01.534	+ 4.299	10:31:02.976	6 -	1:57.876	+ 0.641	10:40:57.530
2 -	1:59.048	+ 1.813	10:33:02.024	7 -	1:59.502	+ 2.267	10:42:57.032
3 -	1:57.235		10:34:59.259	8 -	1:59.139	+ 1.904	10:44:56.171
4 -	1:59.056	+ 1.821	10:36:58.315	9 -	1:57.868	+ 0.633	10:46:54.039

Oulton Park International
Circuit Length = 2.6920 miles
Start: 10:26 End: 10:47

McMillan Motorsport Caterham Graduates - Mega & Sigma Classes

QUALIFYING - RACE 5 - LAP ANALYSIS

5 -	2:01.339	+ 4.104	10:38:59.654				
54	Peter FRITH		Caterham 7				
1 -	2:01.273	+ 5.069	10:30:16.555	6 -	1:58.317	+ 2.113	10:40:16.296
2 -	2:01.401	+ 5.197	10:32:17.956	7 -	1:56.634	+ 0.430	10:42:12.930
3 -	1:58.454	+ 2.250	10:34:16.410	8 -	2:00.824	+ 4.620	10:44:13.754
4 -	1:59.897	+ 3.693	10:36:16.307	9 -	1:56.204		10:46:09.958
5 -	2:01.672	+ 5.468	10:38:17.979				
63	Martin GEE		Caterham 7				
1 -	2:04.325	+ 3.767	10:30:48.566	6 -	2:00.558		10:41:00.413
2 -	2:04.469	+ 3.911	10:32:53.035	7 -	2:07.426	+ 6.868	10:43:07.839
3 -	2:02.949	+ 2.391	10:34:55.984	8 -	2:00.999	+ 0.441	10:45:08.838
4 -	2:02.063	+ 1.505	10:36:58.047	9 -	2:00.622	+ 0.064	10:47:09.460
5 -	2:01.808	+ 1.250	10:38:59.855				
171	Ian ANDERSON		Caterham 7				
1 -	2:01.723	+ 3.249	10:30:34.666	6 -	1:58.474		10:40:32.219
2 -	2:00.197	+ 1.723	10:32:34.863	7 -	2:00.215	+ 1.741	10:42:32.434
3 -	1:59.681	+ 1.207	10:34:34.544	8 -	1:59.073	+ 0.599	10:44:31.507
4 -	1:59.604	+ 1.130	10:36:34.148	9 -	1:59.277	+ 0.803	10:46:30.784
5 -	1:59.597	+ 1.123	10:38:33.745				
172	Ian DYBLE		Caterham 7				
1 -	2:04.692	+ 4.057	10:30:35.931	6 -	2:00.635		10:40:45.752
2 -	2:02.941	+ 2.306	10:32:38.872	7 -	2:03.251	+ 2.616	10:42:49.003
3 -	2:03.533	+ 2.898	10:34:42.405	8 -	2:05.582	+ 4.947	10:44:54.585
4 -	2:01.609	+ 0.974	10:36:44.014	9 -	2:02.744	+ 2.109	10:46:57.329
5 -	2:01.103	+ 0.468	10:38:45.117				
176	Bill SCOTT		Caterham 7				
1 -	2:06.007	+ 3.901	10:30:50.696	6 -	2:03.096	+ 0.990	10:41:08.887
2 -	2:02.697	+ 0.591	10:32:53.393	7 -	2:02.106		10:43:10.993
3 -	2:04.387	+ 2.281	10:34:57.780	8 -	2:02.221	+ 0.115	10:45:13.214
4 -	2:03.922	+ 1.816	10:37:01.702	9 -	2:02.456	+ 0.350	10:47:15.670
5 -	2:04.089	+ 1.983	10:39:05.791				
184	Jonathan CLELAND		Caterham 7				
1 -	2:10.470	+ 3.474	10:30:50.525	5 -	2:07.644	+ 0.648	10:39:25.766
2 -	2:10.184	+ 3.188	10:33:00.709	6 -	2:06.996		10:41:32.762
3 -	2:08.833	+ 1.837	10:35:09.542	7 -	2:15.899	+ 8.903	10:43:48.661
4 -	2:08.580	+ 1.584	10:37:18.122	8 -	2:09.808	+ 2.812	10:45:58.469
186	Adrian BIDDER		Caterham 7				
1 -	2:05.022	+ 4.305	10:30:35.067	6 -	2:00.717		10:40:46.823
2 -	2:02.826	+ 2.109	10:32:37.893	7 -	2:01.477	+ 0.760	10:42:48.300
3 -	2:05.210	+ 4.493	10:34:43.103	8 -	2:09.748	+ 9.031	10:44:58.048
4 -	2:02.056	+ 1.339	10:36:45.159	9 -	2:03.628	+ 2.911	10:47:01.676
5 -	2:00.947	+ 0.230	10:38:46.106				
188	Alan DIXON		Caterham 7				
1 -	2:05.549	+ 1.972	10:30:39.341	6 -	2:04.550	+ 0.973	10:41:12.742
2 -	2:06.459	+ 2.882	10:32:45.800	7 -	2:04.217	+ 0.640	10:43:16.959
3 -	2:07.612	+ 4.035	10:34:53.412	8 -	2:05.083	+ 1.506	10:45:22.042
4 -	2:07.709	+ 4.132	10:37:01.121	9 -	2:03.577		10:47:25.619
5 -	2:07.071	+ 3.494	10:39:08.192				
196	Matt SIVITER		Caterham 7				
1 -	2:09.058	+ 6.910	10:30:33.686	6 -	2:03.419	+ 1.271	10:40:56.618
2 -	2:06.212	+ 4.064	10:32:39.898	7 -	2:03.976	+ 1.828	10:43:00.594
3 -	2:04.415	+ 2.267	10:34:44.313	8 -	2:04.861	+ 2.713	10:45:05.455
4 -	2:04.342	+ 2.194	10:36:48.655	9 -	2:02.148		10:47:07.603

Oulton Park International
Circuit Length = 2.6920 miles
Start: 10:26 End: 10:47


McMillan Motorsport Caterham Graduates - Mega & Sigma Classes
QUALIFYING - RACE 5 - LAP ANALYSIS

5 -	2:04.544	+ 2.396	10:38:53.199			
-----	----------	---------	--------------	--	--	--

Oulton Park International
Circuit Length = 2.6920 miles
Start: 10:26 End: 10:47

McMillan Motorsport Caterham Graduates - Mega & Sigma Classes

RACE 5 - GRID

ROW 16		2:06.996 184 Jonathan CLELAND	
ROW 15	2:02.148 196 Matt SIVITER		2:03.577 188 Alan DIXON
ROW 14		2:00.717 186 Adrian BIDDER	2:02.106 176 Bill SCOTT
ROW 13	1:58.474 171 Ian ANDERSON		2:00.635 172 Ian DYBLE
ROW 12			
ROW 11			
ROW 10		2:01.860 16 Mark HARRISON	2:01.897 23 Bob WILSON
ROW 9	2:00.558 63 Martin GEE		2:01.577 22 Peter MARSH
ROW 8		1:58.213 42 John BENFIELD	1:59.814 18 Kim RAYMENT
ROW 7	1:57.732 21 Matt THOMPSON		1:57.956 26 Ian NOBLE
ROW 6		1:57.353 40 Luke EMBLING	1:57.707 9 Adrian RUSSELL
ROW 5	1:56.952 4 Martin AMISON		1:57.235 44 Nick PANCISI
ROW 4		1:56.029 2 Mick WHITEHEAD	1:56.204 54 Peter FRITH
ROW 3	1:55.952 1 Myles PACKMAN		1:56.015 36 Glenn BURTENSHAW
ROW 2		1:55.721 7 Nicholas HARYETT	1:55.857 5 Nick FROST
ROW 1	1:54.921 13 Trevor CARVEY		1:55.593 17 Paul TURLEY
Pole			
			

Oulton Park International
Circuit Length = 2.6920 miles

These results are provisional until the conclusion of any judicial and technical matters.

Clerk of Course :		Timekeeper :
-------------------	--	--------------

McMillan Motorsport Caterham Graduates - Mega & Sigma Classes

RACE 5 - CLASSIFICATION

POS	NO	CL	NAME	ENTRY	LAPS	TIME	GAP	DIFF	MPH	BEST	ON
1	13		Trevor CARVEY	Caterham 7	12	23:25.422			82.74	1:55.858	9
2	1		Myles PACKMAN	Caterham 7	12	23:36.139	10.717	10.717	82.12	1:56.153	12
3	7		Nicholas HARYETT	Caterham 7	12	23:36.228	10.806	0.089	82.11	1:56.142	3
4	17		Paul TURLEY	Caterham 7	12	23:36.689	11.267	0.461	82.08	1:55.549	12
5	5		Nick FROST	Caterham 7	12	23:37.838	12.416	1.149	82.02	1:56.646	8
6	36		Glenn BURTENSHAW	Caterham 7	12	23:38.153	12.731	0.315	82.00	1:56.276	10
7	21		Matt THOMPSON	Caterham 7	12	23:38.815	13.393	0.662	81.96	1:56.352	5
8	4		Martin AMISON	Caterham 7	12	23:38.862	13.440	0.047	81.96	1:56.456	5
9	2		Mick WHITEHEAD	Caterham 7	12	23:47.565	22.143	8.703	81.46	1:55.788	9
10	54		Peter FRITH	Caterham 7	12	23:49.900	24.478	2.335	81.33	1:56.929	4
11	40		Luke EMBLING	Caterham 7	12	23:50.026	24.604	0.126	81.32	1:57.480	7
12	9		Adrian RUSSELL	Caterham 7	12	23:50.264	24.842	0.238	81.31	1:56.935	6
13	44		Nick PANCISI	Caterham 7	12	23:50.660	25.238	0.396	81.28	1:57.634	4
14	26		Ian NOBLE	Caterham 7	12	24:06.871	41.449	16.211	80.37	1:57.998	4
15	18		Kim RAYMENT	Caterham 7	12	24:19.795	54.373	12.924	79.66	1:59.460	12
16	171		Ian ANDERSON	Caterham 7	12	24:30.004	1:04.582	10.209	79.11	1:59.230	5
17	16		Mark HARRISON	Caterham 7	12	24:41.923	1:16.501	11.919	78.47	2:00.025	12
18	63		Martin GEE	Caterham 7	12	24:42.736	1:17.314	0.813	78.43	2:00.605	12
19	22		Peter MARSH	Caterham 7	12	24:43.311	1:17.889	0.575	78.40	2:00.275	12
20	176		Bill SCOTT	Caterham 7	12	24:52.824	1:27.402	9.513	77.90	2:00.934	6
21	172		Ian DYBLE	Caterham 7	12	24:53.007	1:27.585	0.183	77.89	2:00.523	8
22	186		Adrian BIDDER	Caterham 7	12	24:53.184	1:27.762	0.177	77.88	2:00.352	9
23	196		Matt SIVITER	Caterham 7	12	25:09.725	1:44.303	16.541	77.03	2:02.099	11
24	188		Alan DIXON	Caterham 7	11	23:34.550	1 lap	1 lap	75.36	2:02.108	3
25	184		Jonathan CLELAND	Caterham 7	11	23:45.788	1 lap	11.238	74.76	2:04.759	9

NOT CLASSIFIED

DNF	23		Bob WILSON	Caterham 7	6	13:28.150	6 laps	5 laps	71.95	2:03.483	3
DNF	42		John BENFIELD	Caterham 7	1	2:12.380	11 laps	5 laps	73.20		

FASTEST LAP

17			Paul TURLEY	Caterham 7	12	1:55.549		83.87 mph		134.97 kph	
171			Ian ANDERSON	Caterham 7	5	1:59.230		81.28 mph		130.81 kph	

These results are provisional until the conclusion of any judicial and technical matters.

Oulton Park International
Circuit Length = 2.6920 miles
Start: 15:20 End: 15:45

Clerk of Course :		Timekeeper :	
-------------------	--	--------------	--

McMillan Motorsport Caterham Graduates - Mega & Sigma Classes

RACE 5 - LAP CHART

Lap 1			Lap 2			Lap 3			Lap 4			Lap 5		
No	Behind	Laptime	No	Behind	Laptime	No	Behind	Laptime	No	Behind	Laptime	No	Behind	Laptime
13		2:04.046	13		1:56.596	13		1:56.042	13		1:56.313	13		1:56.370
5	0.347	2:04.393	5	0.957	1:57.206	5	1.762	1:56.847	1	3.094	1:57.149	5	5.276	1:58.404
17	1.159	2:05.205	17	1.997	1:57.434	1	2.258	1:56.165	5	3.242	1:57.793	1	5.565	1:58.841
1	1.802	2:05.848	1	2.135	1:56.929	2	2.893	1:56.187	2	3.461	1:56.881	7	5.757	1:58.226
2	1.922	2:05.968	2	2.748	1:57.422	17	3.207	1:57.252	7	3.901	1:56.890	2	5.969	1:58.878
7	2.629	2:06.675	7	3.224	1:57.191	7	3.324	1:56.142	17	4.238	1:57.344	17	6.452	1:58.584
36	2.820	2:06.866	36	3.624	1:57.400	36	4.183	1:56.601	36	4.332	1:56.462	36	6.757	1:58.795
54	3.215	2:07.261	54	4.740	1:58.121	54	5.635	1:56.937	54	6.251	1:56.929	54	7.048	1:57.167
4	3.373	2:07.419	4	5.817	1:59.040	4	6.943	1:57.168	4	7.812	1:57.182	4	7.898	1:56.456
40	3.934	2:07.980	21	6.220	1:58.164	21	8.655	1:58.477	21	9.401	1:57.059	21	9.383	1:56.352
21	4.652	2:08.698	40	6.569	1:59.231	40	8.718	1:58.191	44	10.452	1:57.634	40	12.826	1:58.561
9	4.928	2:08.974	9	6.785	1:58.453	9	9.020	1:58.277	40	10.635	1:58.230	44	12.907	1:58.825
44	5.250	2:09.296	44	7.097	1:58.443	44	9.131	1:58.076	9	11.775	1:59.068	9	14.476	1:59.071
26	5.973	2:10.019	26	8.793	1:59.416	26	11.616	1:58.865	26	13.301	1:57.998	26	23.038	2:06.107
18	7.892	2:11.938	18	13.786	2:02.490	18	19.415	2:01.671	18	25.016	2:01.914	18	30.974	2:02.328
42	8.334	2:12.380	63	17.522	2:04.051	63	25.206	2:03.726	63	32.532	2:03.639	63	39.395	2:03.233
22	8.726	2:12.772	22	17.967	2:05.837	22	25.316	2:03.391	22	32.753	2:03.750	22	39.850	2:03.467
63	10.067	2:14.113	23	18.497	2:04.749	23	25.938	2:03.483	16	33.113	2:02.715	16	39.928	2:03.185
23	10.344	2:14.390	16	18.760	2:04.629	16	26.711	2:03.993	171	40.602	1:59.330	171	43.462	1:59.230
16	10.727	2:14.773	171	34.081	2:00.735	171	37.585	1:59.546	23	44.560	2:14.935	176	54.640	2:02.629
171	29.942	2:33.988	176	36.682	2:02.458	176	42.511	2:01.871	176	48.381	2:02.183	172	54.807	2:02.055
176	30.820	2:34.866	172	37.127	2:02.709	172	42.720	2:01.635	172	49.122	2:02.715	186	55.617	2:02.045
172	31.014	2:35.060	186	37.676	2:02.021	186	43.242	2:01.608	186	49.942	2:03.013	196	59.371	2:03.664
196	32.055	2:36.101	196	39.427	2:03.968	188	45.905	2:02.108	196	52.077	2:02.336	23	1:03.104	2:14.914
186	32.251	2:36.297	188	39.839	2:02.451	196	46.054	2:02.669	188	1:07.537	2:17.945	188	1:16.393	2:05.226
188	33.984	2:38.030	184	47.277	2:07.166	184	58.889	2:07.654	184	1:09.727	2:07.151	184	1:19.483	2:06.126
184	36.707	2:40.753												

Oulton Park International
 Circuit Length = 2.6920 miles
 Start: 15:20 End: 15:45

McMillan Motorsport Caterham Graduates - Mega & Sigma Classes

RACE 5 - LAP CHART

Lap 6			Lap 7			Lap 8			Lap 9			Lap 10		
No	Behind	Laptime	No	Behind	Laptime	No	Behind	Laptime	No	Behind	Laptime	No	Behind	Laptime
13		1:56.586	13		1:56.335	13		1:56.723	13		1:55.858	13		1:56.473
5	6.112	1:57.422	5	7.526	1:57.749	5	7.449	1:56.646	5	9.839	1:58.248	7	10.914	1:56.926
7	6.473	1:57.302	7	7.970	1:57.832	1	7.772	1:56.322	7	10.461	1:58.351	5	10.993	1:57.627
1	6.728	1:57.749	1	8.173	1:57.780	7	7.968	1:56.721	1	10.507	1:58.593	1	11.183	1:57.149
2	6.864	1:57.481	2	8.476	1:57.947	17	8.360	1:56.294	17	10.844	1:58.342	17	11.563	1:57.192
17	7.397	1:57.531	17	8.789	1:57.727	36	11.067	1:58.810	36	12.029	1:56.820	36	11.832	1:56.276
36	7.811	1:57.640	36	8.980	1:57.504	21	11.202	1:57.777	21	12.193	1:56.849	21	12.778	1:57.058
54	8.495	1:58.033	54	9.316	1:57.156	4	11.560	1:57.733	4	12.462	1:56.760	4	13.032	1:57.043
4	9.024	1:57.712	21	10.148	1:57.021	40	16.495	1:57.776	40	19.149	1:58.512	2	21.746	1:57.911
21	9.462	1:56.665	4	10.550	1:57.861	44	16.676	1:57.682	44	19.207	1:58.389	40	21.765	1:59.089
40	14.297	1:58.057	40	15.442	1:57.480	9	17.207	1:57.968	9	19.755	1:58.406	44	21.915	1:59.181
44	14.369	1:58.048	44	15.717	1:57.683	54	19.148	2:06.555	2	20.308	1:55.788	9	22.147	1:58.865
9	14.825	1:56.935	9	15.962	1:57.472	2	20.378	2:08.625	54	20.994	1:57.704	54	22.603	1:58.082
26	26.298	1:59.846	26	29.533	1:59.570	26	32.616	1:59.806	26	36.067	1:59.309	26	38.474	1:58.880
18	34.964	2:00.576	18	38.719	2:00.090	18	41.523	1:59.527	18	45.823	2:00.158	18	49.143	1:59.793
63	46.096	2:03.287	171	49.826	1:59.804	171	52.556	1:59.453	171	56.384	1:59.686	171	59.468	1:59.557
171	46.357	1:59.481	63	52.959	2:03.198	63	58.483	2:02.247	63	1:04.047	2:01.422	63	1:09.310	2:01.736
22	46.695	2:03.431	22	53.369	2:03.009	22	58.672	2:02.026	22	1:04.531	2:01.717	22	1:09.647	2:01.589
16	47.080	2:03.738	16	53.505	2:02.760	16	59.132	2:02.350	16	1:04.830	2:01.556	16	1:09.686	2:01.329
176	58.988	2:00.934	176	1:04.005	2:01.352	176	1:08.717	2:01.435	176	1:13.810	2:00.951	176	1:18.606	2:01.269
172	1:00.850	2:02.629	172	1:05.786	2:01.271	172	1:09.586	2:00.523	172	1:14.317	2:00.589	172	1:18.613	2:00.769
186	1:01.568	2:02.537	186	1:06.671	2:01.438	186	1:10.385	2:00.437	186	1:14.879	2:00.352	186	1:19.474	2:01.068
196	1:05.240	2:02.455	196	1:11.844	2:02.939	196	1:19.963	2:04.842	196	1:27.061	2:02.956	196	1:32.927	2:02.339
188	1:25.177	2:05.370	188	1:33.950	2:05.108	188	1:42.554	2:05.327	188	1:51.882	2:05.186			
184	1:29.422	2:06.525	184	1:38.132	2:05.045	184	1:46.399	2:04.990	184	1:55.300	2:04.759			
23	1:42.197	2:35.679 P												

Oulton Park International
 Circuit Length = 2.6920 miles
 Start: 15:20 End: 15:45

McMillan Motorsport Caterham Graduates - Mega & Sigma Classes

RACE 5 - LAP CHART

Lap 11			Lap 12		
No	Behind	Laptime	No	Behind	Laptime
13		1:56.691	13		1:57.389
188	1 LAP	2:03.742	188	1 LAP	2:04.057
184	1 LAP	2:05.580	1	10.717	1:56.153
7	11.616	1:57.393	7	10.806	1:56.579
1	11.953	1:57.461	17	11.267	1:55.549
5	12.427	1:58.125	5	12.416	1:57.378
17	13.107	1:58.235	36	12.731	1:56.554
36	13.566	1:58.425	21	13.393	1:57.090
21	13.692	1:57.605	4	13.440	1:56.889
4	13.940	1:57.599	184	1 LAP	2:10.039
2	21.924	1:56.869	2	22.143	1:57.608
40	23.524	1:58.450	54	24.478	1:57.822
9	23.546	1:58.090	40	24.604	1:58.469
54	24.045	1:58.133	9	24.842	1:58.685
44	24.284	1:59.060	44	25.238	1:58.343
26	40.360	1:58.577	26	41.449	1:58.478
18	52.302	1:59.850	18	54.373	1:59.460
171	1:02.606	1:59.829	171	1:04.582	1:59.365
16	1:13.865	2:00.870	16	1:16.501	2:00.025
63	1:14.098	2:01.479	63	1:17.314	2:00.605
22	1:15.003	2:02.047	22	1:17.889	2:00.275
176	1:23.235	2:01.320	176	1:27.402	2:01.556
172	1:23.306	2:01.384	172	1:27.585	2:01.668
186	1:24.256	2:01.473	186	1:27.762	2:00.895
196	1:38.335	2:02.099	196	1:44.303	2:03.357

Oulton Park International
Circuit Length = 2.6920 miles
Start: 15:20 End: 15:45

McMillan Motorsport Caterham Graduates - Mega & Sigma Classes

RACE 5 - LAP ANALYSIS

1	Myles PACKMAN						Caterham 7		
1 -	2:05.848	+ 9.695	15:22:11.650	7 -	1:57.780	+ 1.627	15:33:56.263		
2 -	1:56.929	+ 0.776	15:24:08.579	8 -	1:56.322	+ 0.169	15:35:52.585		
3 -	1:56.165	+ 0.012	15:26:04.744	9 -	1:58.593	+ 2.440	15:37:51.178		
4 -	1:57.149	+ 0.996	15:28:01.893	10 -	1:57.149	+ 0.996	15:39:48.327		
5 -	1:58.841	+ 2.688	15:30:00.734	11 -	1:57.461	+ 1.308	15:41:45.788		
6 -	1:57.749	+ 1.596	15:31:58.483	12 -	1:56.153		15:43:41.941		
2	Mick WHITEHEAD						Caterham 7		
1 -	2:05.968	+ 10.180	15:22:11.770	7 -	1:57.947	+ 2.159	15:33:56.566		
2 -	1:57.422	+ 1.634	15:24:09.192	8 -	2:08.625	+ 12.837	15:36:05.191		
3 -	1:56.187	+ 0.399	15:26:05.379	9 -	1:55.788		15:38:00.979		
4 -	1:56.881	+ 1.093	15:28:02.260	10 -	1:57.911	+ 2.123	15:39:58.890		
5 -	1:58.878	+ 3.090	15:30:01.138	11 -	1:56.869	+ 1.081	15:41:55.759		
6 -	1:57.481	+ 1.693	15:31:58.619	12 -	1:57.608	+ 1.820	15:43:53.367		
4	Martin AMISON						Caterham 7		
1 -	2:07.419	+ 10.963	15:22:13.221	7 -	1:57.861	+ 1.405	15:33:58.640		
2 -	1:59.040	+ 2.584	15:24:12.261	8 -	1:57.733	+ 1.277	15:35:56.373		
3 -	1:57.168	+ 0.712	15:26:09.429	9 -	1:56.760	+ 0.304	15:37:53.133		
4 -	1:57.182	+ 0.726	15:28:06.611	10 -	1:57.043	+ 0.587	15:39:50.176		
5 -	1:56.456		15:30:03.067	11 -	1:57.599	+ 1.143	15:41:47.775		
6 -	1:57.712	+ 1.256	15:32:00.779	12 -	1:56.889	+ 0.433	15:43:44.664		
5	Nick FROST						Caterham 7		
1 -	2:04.393	+ 7.747	15:22:10.195	7 -	1:57.749	+ 1.103	15:33:55.616		
2 -	1:57.206	+ 0.560	15:24:07.401	8 -	1:56.646		15:35:52.262		
3 -	1:56.847	+ 0.201	15:26:04.248	9 -	1:58.248	+ 1.602	15:37:50.510		
4 -	1:57.793	+ 1.147	15:28:02.041	10 -	1:57.627	+ 0.981	15:39:48.137		
5 -	1:58.404	+ 1.758	15:30:00.445	11 -	1:58.125	+ 1.479	15:41:46.262		
6 -	1:57.422	+ 0.776	15:31:57.867	12 -	1:57.378	+ 0.732	15:43:43.640		
7	Nicholas HARYETT						Caterham 7		
1 -	2:06.675	+ 10.533	15:22:12.477	7 -	1:57.832	+ 1.690	15:33:56.060		
2 -	1:57.191	+ 1.049	15:24:09.668	8 -	1:56.721	+ 0.579	15:35:52.781		
3 -	1:56.142		15:26:05.810	9 -	1:58.351	+ 2.209	15:37:51.132		
4 -	1:56.890	+ 0.748	15:28:02.700	10 -	1:56.926	+ 0.784	15:39:48.058		
5 -	1:58.226	+ 2.084	15:30:00.926	11 -	1:57.393	+ 1.251	15:41:45.451		
6 -	1:57.302	+ 1.160	15:31:58.228	12 -	1:56.579	+ 0.437	15:43:42.030		
9	Adrian RUSSELL						Caterham 7		
1 -	2:08.974	+ 12.039	15:22:14.776	7 -	1:57.472	+ 0.537	15:34:04.052		
2 -	1:58.453	+ 1.518	15:24:13.229	8 -	1:57.968	+ 1.033	15:36:02.020		
3 -	1:58.277	+ 1.342	15:26:11.506	9 -	1:58.406	+ 1.471	15:38:00.426		
4 -	1:59.068	+ 2.133	15:28:10.574	10 -	1:58.865	+ 1.930	15:39:59.291		
5 -	1:59.071	+ 2.136	15:30:09.645	11 -	1:58.090	+ 1.155	15:41:57.381		
6 -	1:56.935		15:32:06.580	12 -	1:58.685	+ 1.750	15:43:56.066		
13	Trevor CARVEY						Caterham 7		
1 -	2:04.046	+ 8.188	15:22:09.848	7 -	1:56.335	+ 0.477	15:33:48.090		
2 -	1:56.596	+ 0.738	15:24:06.444	8 -	1:56.723	+ 0.865	15:35:44.813		
3 -	1:56.042	+ 0.184	15:26:02.486	9 -	1:55.858		15:37:40.671		
4 -	1:56.313	+ 0.455	15:27:58.799	10 -	1:56.473	+ 0.615	15:39:37.144		
5 -	1:56.370	+ 0.512	15:29:55.169	11 -	1:56.691	+ 0.833	15:41:33.835		
6 -	1:56.586	+ 0.728	15:31:51.755	12 -	1:57.389	+ 1.531	15:43:31.224		
16	Mark HARRISON						Caterham 7		
1 -	2:14.773	+ 14.748	15:22:20.575	7 -	2:02.760	+ 2.735	15:34:41.595		
2 -	2:04.629	+ 4.604	15:24:25.204	8 -	2:02.350	+ 2.325	15:36:43.945		
3 -	2:03.993	+ 3.968	15:26:29.197	9 -	2:01.556	+ 1.531	15:38:45.501		
4 -	2:02.715	+ 2.690	15:28:31.912	10 -	2:01.329	+ 1.304	15:40:46.830		
5 -	2:03.185	+ 3.160	15:30:35.097	11 -	2:00.870	+ 0.845	15:42:47.700		

Oulton Park International
Circuit Length = 2.6920 miles
Start: 15:20 End: 15:45

McMillan Motorsport Caterham Graduates - Mega & Sigma Classes

RACE 5 - LAP ANALYSIS

6 -	2:03.738	+ 3.713	15:32:38.835	12 -	2:00.025		15:44:47.725
17	Paul TURLEY		Caterham 7				
1 -	2:05.205	+ 9.656	15:22:11.007	7 -	1:57.727	+ 2.178	15:33:56.879
2 -	1:57.434	+ 1.885	15:24:08.441	8 -	1:56.294	+ 0.745	15:35:53.173
3 -	1:57.252	+ 1.703	15:26:05.693	9 -	1:58.342	+ 2.793	15:37:51.515
4 -	1:57.344	+ 1.795	15:28:03.037	10 -	1:57.192	+ 1.643	15:39:48.707
5 -	1:58.584	+ 3.035	15:30:01.621	11 -	1:58.235	+ 2.686	15:41:46.942
6 -	1:57.531	+ 1.982	15:31:59.152	12 -	1:55.549		15:43:42.491
18	Kim RAYMENT		Caterham 7				
1 -	2:11.938	+ 12.478	15:22:17.740	7 -	2:00.090	+ 0.630	15:34:26.809
2 -	2:02.490	+ 3.030	15:24:20.230	8 -	1:59.527	+ 0.067	15:36:26.336
3 -	2:01.671	+ 2.211	15:26:21.901	9 -	2:00.158	+ 0.698	15:38:26.494
4 -	2:01.914	+ 2.454	15:28:23.815	10 -	1:59.793	+ 0.333	15:40:26.287
5 -	2:02.328	+ 2.868	15:30:26.143	11 -	1:59.850	+ 0.390	15:42:26.137
6 -	2:00.576	+ 1.116	15:32:26.719	12 -	1:59.460		15:44:25.597
21	Matt THOMPSON		Caterham 7				
1 -	2:08.698	+ 12.346	15:22:14.500	7 -	1:57.021	+ 0.669	15:33:58.238
2 -	1:58.164	+ 1.812	15:24:12.664	8 -	1:57.777	+ 1.425	15:35:56.015
3 -	1:58.477	+ 2.125	15:26:11.141	9 -	1:56.849	+ 0.497	15:37:52.864
4 -	1:57.059	+ 0.707	15:28:08.200	10 -	1:57.058	+ 0.706	15:39:49.922
5 -	1:56.352		15:30:04.552	11 -	1:57.605	+ 1.253	15:41:47.527
6 -	1:56.665	+ 0.313	15:32:01.217	12 -	1:57.090	+ 0.738	15:43:44.617
22	Peter MARSH		Caterham 7				
1 -	2:12.772	+ 12.497	15:22:18.574	7 -	2:03.009	+ 2.734	15:34:41.459
2 -	2:05.837	+ 5.562	15:24:24.411	8 -	2:02.026	+ 1.751	15:36:43.485
3 -	2:03.391	+ 3.116	15:26:27.802	9 -	2:01.717	+ 1.442	15:38:45.202
4 -	2:03.750	+ 3.475	15:28:31.552	10 -	2:01.589	+ 1.314	15:40:46.791
5 -	2:03.467	+ 3.192	15:30:35.019	11 -	2:02.047	+ 1.772	15:42:48.838
6 -	2:03.431	+ 3.156	15:32:38.450	12 -	2:00.275		15:44:49.113
23	Bob WILSON		Caterham 7				
1 -	2:14.390	+ 10.907	15:22:20.192	4 -	2:14.935	+ 11.452	15:28:43.359
2 -	2:04.749	+ 1.266	15:24:24.941	5 -	2:14.914	+ 11.431	15:30:58.273
3 -	2:03.483		15:26:28.424	6 -	2:35.679 P	+ 32.196	15:33:33.952
26	Ian NOBLE		Caterham 7				
1 -	2:10.019	+ 12.021	15:22:15.821	7 -	1:59.570	+ 1.572	15:34:17.623
2 -	1:59.416	+ 1.418	15:24:15.237	8 -	1:59.806	+ 1.808	15:36:17.429
3 -	1:58.865	+ 0.867	15:26:14.102	9 -	1:59.309	+ 1.311	15:38:16.738
4 -	1:57.998		15:28:12.100	10 -	1:58.880	+ 0.882	15:40:15.618
5 -	2:06.107	+ 8.109	15:30:18.207	11 -	1:58.577	+ 0.579	15:42:14.195
6 -	1:59.846	+ 1.848	15:32:18.053	12 -	1:58.478	+ 0.480	15:44:12.673
36	Glenn BURTEISHAW		Caterham 7				
1 -	2:06.866	+ 10.590	15:22:12.668	7 -	1:57.504	+ 1.228	15:33:57.070
2 -	1:57.400	+ 1.124	15:24:10.068	8 -	1:58.810	+ 2.534	15:35:55.880
3 -	1:56.601	+ 0.325	15:26:06.669	9 -	1:56.820	+ 0.544	15:37:52.700
4 -	1:56.462	+ 0.186	15:28:03.131	10 -	1:56.276		15:39:48.976
5 -	1:58.795	+ 2.519	15:30:01.926	11 -	1:58.425	+ 2.149	15:41:47.401
6 -	1:57.640	+ 1.364	15:31:59.566	12 -	1:56.554	+ 0.278	15:43:43.955
40	Luke EMBLING		Caterham 7				
1 -	2:07.980	+ 10.500	15:22:13.782	7 -	1:57.480		15:34:03.532
2 -	1:59.231	+ 1.751	15:24:13.013	8 -	1:57.776	+ 0.296	15:36:01.308
3 -	1:58.191	+ 0.711	15:26:11.204	9 -	1:58.512	+ 1.032	15:37:59.820
4 -	1:58.230	+ 0.750	15:28:09.434	10 -	1:59.089	+ 1.609	15:39:58.909
5 -	1:58.561	+ 1.081	15:30:07.995	11 -	1:58.450	+ 0.970	15:41:57.359
6 -	1:58.057	+ 0.577	15:32:06.052	12 -	1:58.469	+ 0.989	15:43:55.828

Oulton Park International
Circuit Length = 2.6920 miles
Start: 15:20 End: 15:45

McMillan Motorsport Caterham Graduates - Mega & Sigma Classes

RACE 5 - LAP ANALYSIS

42	John BENFIELD		Caterham 7				
1 -	2:12.380	9 - 3:58:42.396	15:22:18.182				
44	Nick PANCISI		Caterham 7				
1 -	2:09.296	+ 11.662	15:22:15.098	7 -	1:57.683	+ 0.049	15:34:03.807
2 -	1:58.443	+ 0.809	15:24:13.541	8 -	1:57.682	+ 0.048	15:36:01.489
3 -	1:58.076	+ 0.442	15:26:11.617	9 -	1:58.389	+ 0.755	15:37:59.878
4 -	1:57.634		15:28:09.251	10 -	1:59.181	+ 1.547	15:39:59.059
5 -	1:58.825	+ 1.191	15:30:08.076	11 -	1:59.060	+ 1.426	15:41:58.119
6 -	1:58.048	+ 0.414	15:32:06.124	12 -	1:58.343	+ 0.709	15:43:56.462
54	Peter FRITH		Caterham 7				
1 -	2:07.261	+ 10.332	15:22:13.063	7 -	1:57.156	+ 0.227	15:33:57.406
2 -	1:58.121	+ 1.192	15:24:11.184	8 -	2:06.555	+ 9.626	15:36:03.961
3 -	1:56.937	+ 0.008	15:26:08.121	9 -	1:57.704	+ 0.775	15:38:01.665
4 -	1:56.929		15:28:05.050	10 -	1:58.082	+ 1.153	15:39:59.747
5 -	1:57.167	+ 0.238	15:30:02.217	11 -	1:58.133	+ 1.204	15:41:57.880
6 -	1:58.033	+ 1.104	15:32:00.250	12 -	1:57.822	+ 0.893	15:43:55.702
63	Martin GEE		Caterham 7				
1 -	2:14.113	+ 13.508	15:22:19.915	7 -	2:03.198	+ 2.593	15:34:41.049
2 -	2:04.051	+ 3.446	15:24:23.966	8 -	2:02.247	+ 1.642	15:36:43.296
3 -	2:03.726	+ 3.121	15:26:27.692	9 -	2:01.422	+ 0.817	15:38:44.718
4 -	2:03.639	+ 3.034	15:28:31.331	10 -	2:01.736	+ 1.131	15:40:46.454
5 -	2:03.233	+ 2.628	15:30:34.564	11 -	2:01.479	+ 0.874	15:42:47.933
6 -	2:03.287	+ 2.682	15:32:37.851	12 -	2:00.605		15:44:48.538
171	Ian ANDERSON		Caterham 7				
1 -	2:33.988	+ 34.758	15:22:39.790	7 -	1:59.804	+ 0.574	15:34:37.916
2 -	2:00.735	+ 1.505	15:24:40.525	8 -	1:59.453	+ 0.223	15:36:37.369
3 -	1:59.546	+ 0.316	15:26:40.071	9 -	1:59.686	+ 0.456	15:38:37.055
4 -	1:59.330	+ 0.100	15:28:39.401	10 -	1:59.557	+ 0.327	15:40:36.612
5 -	1:59.230		15:30:38.631	11 -	1:59.829	+ 0.599	15:42:36.441
6 -	1:59.481	+ 0.251	15:32:38.112	12 -	1:59.365	+ 0.135	15:44:35.806
172	Ian DYBLE		Caterham 7				
1 -	2:35.060	+ 34.537	15:22:40.862	7 -	2:01.271	+ 0.748	15:34:53.876
2 -	2:02.709	+ 2.186	15:24:43.571	8 -	2:00.523		15:36:54.399
3 -	2:01.635	+ 1.112	15:26:45.206	9 -	2:00.589	+ 0.066	15:38:54.988
4 -	2:02.715	+ 2.192	15:28:47.921	10 -	2:00.769	+ 0.246	15:40:55.757
5 -	2:02.055	+ 1.532	15:30:49.976	11 -	2:01.384	+ 0.861	15:42:57.141
6 -	2:02.629	+ 2.106	15:32:52.605	12 -	2:01.668	+ 1.145	15:44:58.809
176	Bill SCOTT		Caterham 7				
1 -	2:34.866	+ 33.932	15:22:40.668	7 -	2:01.352	+ 0.418	15:34:52.095
2 -	2:02.458	+ 1.524	15:24:43.126	8 -	2:01.435	+ 0.501	15:36:53.530
3 -	2:01.871	+ 0.937	15:26:44.997	9 -	2:00.951	+ 0.017	15:38:54.481
4 -	2:02.183	+ 1.249	15:28:47.180	10 -	2:01.269	+ 0.335	15:40:55.750
5 -	2:02.629	+ 1.695	15:30:49.809	11 -	2:01.320	+ 0.386	15:42:57.070
6 -	2:00.934		15:32:50.743	12 -	2:01.556	+ 0.622	15:44:58.626
184	Jonathan CLELAND		Caterham 7				
1 -	2:40.753	+ 35.994	15:22:46.555	7 -	2:05.045	+ 0.286	15:35:26.222
2 -	2:07.166	+ 2.407	15:24:53.721	8 -	2:04.990	+ 0.231	15:37:31.212
3 -	2:07.654	+ 2.895	15:27:01.375	9 -	2:04.759		15:39:35.971
4 -	2:07.151	+ 2.392	15:29:08.526	10 -	2:05.580	+ 0.821	15:41:41.551
5 -	2:06.126	+ 1.367	15:31:14.652	11 -	2:10.039	+ 5.280	15:43:51.590
6 -	2:06.525	+ 1.766	15:33:21.177				
186	Adrian BIDDER		Caterham 7				
1 -	2:36.297	+ 35.945	15:22:42.099	7 -	2:01.438	+ 1.086	15:34:54.761

Oulton Park International
Circuit Length = 2.6920 miles
Start: 15:20 End: 15:45

McMillan Motorsport Caterham Graduates - Mega & Sigma Classes

RACE 5 - LAP ANALYSIS

2 -	2:02.021	+ 1.669	15:24:44.120	8 -	2:00.437	+ 0.085	15:36:55.198
3 -	2:01.608	+ 1.256	15:26:45.728	9 -	2:00.352		15:38:55.550
4 -	2:03.013	+ 2.661	15:28:48.741	10 -	2:01.068	+ 0.716	15:40:56.618
5 -	2:02.045	+ 1.693	15:30:50.786	11 -	2:01.473	+ 1.121	15:42:58.091
6 -	2:02.537	+ 2.185	15:32:53.323	12 -	2:00.895	+ 0.543	15:44:58.986
188	Alan DIXON			Caterham 7			
1 -	2:38.030	+ 35.922	15:22:43.832	7 -	2:05.108	+ 3.000	15:35:22.040
2 -	2:02.451	+ 0.343	15:24:46.283	8 -	2:05.327	+ 3.219	15:37:27.367
3 -	2:02.108		15:26:48.391	9 -	2:05.186	+ 3.078	15:39:32.553
4 -	2:17.945	+ 15.837	15:29:06.336	10 -	2:03.742	+ 1.634	15:41:36.295
5 -	2:05.226	+ 3.118	15:31:11.562	11 -	2:04.057	+ 1.949	15:43:40.352
6 -	2:05.370	+ 3.262	15:33:16.932				
196	Matt SIVITER			Caterham 7			
1 -	2:36.101	+ 34.002	15:22:41.903	7 -	2:02.939	+ 0.840	15:34:59.934
2 -	2:03.968	+ 1.869	15:24:45.871	8 -	2:04.842	+ 2.743	15:37:04.776
3 -	2:02.669	+ 0.570	15:26:48.540	9 -	2:02.956	+ 0.857	15:39:07.732
4 -	2:02.336	+ 0.237	15:28:50.876	10 -	2:02.339	+ 0.240	15:41:10.071
5 -	2:03.664	+ 1.565	15:30:54.540	11 -	2:02.099		15:43:12.170
6 -	2:02.455	+ 0.356	15:32:56.995	12 -	2:03.357	+ 1.258	15:45:15.527

Oulton Park International
 Circuit Length = 2.6920 miles
 Start: 15:20 End: 15:45