



McMILLAN MOTORSPORT CATERHAM GRADUATE CHAMPIONSHIP (CLASSIC CLASS)

Cadwell Park

8th / 9th September 2012



Results Provided by Timing Solutions Ltd
www.tsl-timing.com

McMillan Motorsport Caterham Graduate Championship (Classic)
QUALIFYING - RACE 8 - CLASSIFICATION

POS	NO	CL	NAME	ENTRY	TIME	ON	LAPS	GAP	DIFF	MPH
1	76		Amanda BLACK	Caterham 7	1:46.771	5	8			73.73
2	88		Andrew OUTTERSIDE	Caterham 7	1:47.450	6	8	0.679	0.679	73.27
3	75		Stuart THOMPSON	Caterham 7	1:47.981	7	8	1.210	0.531	72.91
4	80		Trevor HARBER	Caterham 7	1:48.147	6	8	1.376	0.166	72.80
5	97		Justin COX	Caterham 7	1:48.607	8	8	1.836	0.460	72.49
6	82		Matthew WILLOUGHBY	Caterham 7	1:48.839	7	8	2.068	0.232	72.33
7	73		Graeme SMITH	Caterham 7	1:48.974	7	8	2.203	0.135	72.24
8	74		James RUSSELL	Caterham 7	1:49.222	4	8	2.451	0.248	72.08
9	77		Paul HAWKER	Caterham 7	1:49.652	8	8	2.881	0.430	71.80
10	85		Stuart HIGGINS	Caterham 7	1:50.157	7	8	3.386	0.505	71.47
11	99		David PEARSON	Caterham 7	1:51.207	8	8	4.436	1.050	70.79
12	92		Robin WEBB	Caterham 7	1:51.296	1	2	4.525	0.089	70.74
13	96		Colin JARDINE	Caterham 7	1:51.325	5	8	4.554	0.029	70.72
14	83		Colin ROTHWELL	Caterham 7	1:51.972	7	8	5.201	0.647	70.31
15	86		Darren GRAINGER	Caterham 7	1:52.964	8	8	6.193	0.992	69.69
16	79		Pete CANNARD	Caterham 7	1:53.005	8	8	6.234	0.041	69.67
17	78		Sheila MARSHALL	Caterham 7	1:53.803	6	8	7.032	0.798	69.18
18	91		Nigel LIDDELL	Caterham 7	1:54.768	3	8	7.997	0.965	68.60

Weather / Track : Sunny / Dry

These results are provisional until the conclusion of any judicial and technical matters.

Cadwell Park
 Circuit Length = 2.1870 miles
 Start: 11:00 End: 11:17

Clerk of Course :	Timekeeper :
-------------------	--------------

McMillan Motorsport Caterham Graduate Championship (Classic)

QUALIFYING - RACE 8 - LAP ANALYSIS

73	Graeme SMITH		Caterham 7				
1 -	1:55.033	+ 6.059	11:03:20.827	5 -	1:49.343	+ 0.369	11:10:39.542
2 -	1:50.435	+ 1.461	11:05:11.262	6 -	1:49.114	+ 0.140	11:12:28.656
3 -	1:49.547	+ 0.573	11:07:00.809	7 -	1:48.974		11:14:17.630
4 -	1:49.390	+ 0.416	11:08:50.199	8 -	1:51.092	+ 2.118	11:16:08.722
74	James RUSSELL		Caterham 7				
1 -	1:49.230	+ 0.008	11:02:55.156	5 -	1:49.482	+ 0.260	11:10:12.500
2 -	1:49.249	+ 0.027	11:04:44.405	6 -	1:50.102	+ 0.880	11:12:02.602
3 -	1:49.391	+ 0.169	11:06:33.796	7 -	1:49.278	+ 0.056	11:13:51.880
4 -	1:49.222		11:08:23.018	8 -	1:49.496	+ 0.274	11:15:41.376
75	Stuart THOMPSON		Caterham 7				
1 -	1:56.698	+ 8.717	11:03:20.735	5 -	1:48.151	+ 0.170	11:10:41.809
2 -	1:51.146	+ 3.165	11:05:11.881	6 -	1:48.984	+ 1.003	11:12:30.793
3 -	1:50.046	+ 2.065	11:07:01.927	7 -	1:47.981		11:14:18.774
4 -	1:51.731	+ 3.750	11:08:53.658	8 -	1:48.770	+ 0.789	11:16:07.544
76	Amanda BLACK		Caterham 7				
1 -	1:55.507	+ 8.736	11:03:33.472	5 -	1:46.771		11:10:45.830
2 -	1:49.343	+ 2.572	11:05:22.815	6 -	1:47.139	+ 0.368	11:12:32.969
3 -	1:48.488	+ 1.717	11:07:11.303	7 -	1:46.903	+ 0.132	11:14:19.872
4 -	1:47.756	+ 0.985	11:08:59.059	8 -	1:48.230	+ 1.459	11:16:08.102
77	Paul HAWKER		Caterham 7				
1 -	1:59.433	+ 9.781	11:03:40.738	5 -	1:50.998	+ 1.346	11:11:06.077
2 -	1:50.396	+ 0.744	11:05:31.134	6 -	1:50.581	+ 0.929	11:12:56.658
3 -	1:53.043	+ 3.391	11:07:24.177	7 -	1:50.380	+ 0.728	11:14:47.038
4 -	1:50.902	+ 1.250	11:09:15.079	8 -	1:49.652		11:16:36.690
78	Sheila MARSHALL		Caterham 7				
1 -	1:59.836	+ 6.033	11:03:44.100	5 -	1:54.951	+ 1.148	11:11:26.726
2 -	1:55.942	+ 2.139	11:05:40.042	6 -	1:53.803		11:13:20.529
3 -	1:56.875	+ 3.072	11:07:36.917	7 -	1:54.144	+ 0.341	11:15:14.673
4 -	1:54.858	+ 1.055	11:09:31.775	8 -	1:55.307	+ 1.504	11:17:09.980
79	Pete CANNARD		Caterham 7				
1 -	1:59.697	+ 6.692	11:03:26.941	5 -	1:54.620	+ 1.615	11:11:05.452
2 -	1:54.687	+ 1.682	11:05:21.628	6 -	1:53.146	+ 0.141	11:12:58.598
3 -	1:54.675	+ 1.670	11:07:16.303	7 -	1:53.546	+ 0.541	11:14:52.144
4 -	1:54.529	+ 1.524	11:09:10.832	8 -	1:53.005		11:16:45.149
80	Trevor HARBER		Caterham 7				
1 -	1:58.368	+ 10.221	11:03:22.128	5 -	1:48.844	+ 0.697	11:10:41.293
2 -	1:51.044	+ 2.897	11:05:13.172	6 -	1:48.147		11:12:29.440
3 -	1:49.106	+ 0.959	11:07:02.278	7 -	1:48.863	+ 0.716	11:14:18.303
4 -	1:50.171	+ 2.024	11:08:52.449	8 -	1:51.287	+ 3.140	11:16:09.590
82	Matthew WILLOUGHBY		Caterham 7				
1 -	1:50.097	+ 1.258	11:02:59.887	5 -	1:49.198	+ 0.359	11:10:17.162
2 -	1:49.390	+ 0.551	11:04:49.277	6 -	1:49.081	+ 0.242	11:12:06.243
3 -	1:49.327	+ 0.488	11:06:38.604	7 -	1:48.839		11:13:55.082
4 -	1:49.360	+ 0.521	11:08:27.964	8 -	1:49.531	+ 0.692	11:15:44.613
83	Colin ROTHWELL		Caterham 7				
1 -	2:02.237	+ 10.265	11:03:29.146	5 -	1:53.612	+ 1.640	11:11:04.482
2 -	1:52.968	+ 0.996	11:05:22.114	6 -	1:52.135	+ 0.163	11:12:56.617
3 -	1:54.755	+ 2.783	11:07:16.869	7 -	1:51.972		11:14:48.589
4 -	1:54.001	+ 2.029	11:09:10.870	8 -	1:52.625	+ 0.653	11:16:41.214

Weather / Track : Sunny / Dry

Cadwell Park
Circuit Length = 2.1870 miles
Start: 11:00 End: 11:17

McMillan Motorsport Caterham Graduate Championship (Classic)
QUALIFYING - RACE 8 - LAP ANALYSIS


85	Stuart HIGGINS		Caterham 7				
1 -	1:51.958	+ 1.801	11:03:01.523	5 -	1:51.874	+ 1.717	11:10:43.868
2 -	1:51.885	+ 1.728	11:04:53.408	6 -	1:50.981	+ 0.824	11:12:34.849
3 -	1:52.220	+ 2.063	11:06:45.628	7 -	1:50.157		11:14:25.006
4 -	2:06.366	+ 16.209	11:08:51.994	8 -	1:51.309	+ 1.152	11:16:16.315
86	Darren GRAINGER		Caterham 7				
1 -	1:58.896	+ 5.932	11:03:29.954	5 -	1:53.930	+ 0.966	11:11:06.280
2 -	1:54.688	+ 1.724	11:05:24.642	6 -	1:53.431	+ 0.467	11:12:59.711
3 -	1:54.027	+ 1.063	11:07:18.669	7 -	1:53.150	+ 0.186	11:14:52.861
4 -	1:53.681	+ 0.717	11:09:12.350	8 -	1:52.964		11:16:45.825
88	Andrew OUTTERSIDE		Caterham 7				
1 -	2:07.460	+ 20.010	11:03:32.637	5 -	1:47.803	+ 0.353	11:10:50.598
2 -	1:52.502	+ 5.052	11:05:25.139	6 -	1:47.450		11:12:38.048
3 -	1:49.291	+ 1.841	11:07:14.430	7 -	1:47.590	+ 0.140	11:14:25.638
4 -	1:48.365	+ 0.915	11:09:02.795	8 -	2:08.435	+ 20.985	11:16:34.073
91	Nigel LIDDELL		Caterham 7				
1 -	2:01.976	+ 7.208	11:03:34.443	5 -	1:54.878	+ 0.110	11:11:15.007
2 -	1:54.943	+ 0.175	11:05:29.386	6 -	2:03.722	+ 8.954	11:13:18.729
3 -	1:54.768		11:07:24.154	7 -	1:55.404	+ 0.636	11:15:14.133
4 -	1:55.975	+ 1.207	11:09:20.129	8 -	1:57.478	+ 2.710	11:17:11.611
92	Robin WEBB		Caterham 7				
1 -	1:51.296		11:13:47.614	2 -	1:53.387	+ 2.091	11:15:41.001
96	Colin JARDINE		Caterham 7				
1 -	1:57.043	+ 5.718	11:03:35.667	5 -	1:51.325		11:11:08.636
2 -	1:54.081	+ 2.756	11:05:29.748	6 -	1:53.585	+ 2.260	11:13:02.221
3 -	1:55.578	+ 4.253	11:07:25.326	7 -	1:52.148	+ 0.823	11:14:54.369
4 -	1:51.985	+ 0.660	11:09:17.311	8 -	1:52.497	+ 1.172	11:16:46.866
97	Justin COX		Caterham 7				
1 -	1:56.636	+ 8.029	11:03:25.650	5 -	1:49.143	+ 0.536	11:10:45.340
2 -	1:51.418	+ 2.811	11:05:17.068	6 -	1:49.664	+ 1.057	11:12:35.004
3 -	1:49.752	+ 1.145	11:07:06.820	7 -	1:48.672	+ 0.065	11:14:23.676
4 -	1:49.377	+ 0.770	11:08:56.197	8 -	1:48.607		11:16:12.283
99	David PEARSON		Caterham 7				
1 -	1:56.924	+ 5.717	11:03:34.901	5 -	2:05.571	+ 14.364	11:11:20.641
2 -	1:51.365	+ 0.158	11:05:26.266	6 -	1:51.527	+ 0.320	11:13:12.168
3 -	1:51.274	+ 0.067	11:07:17.540	7 -	1:51.414	+ 0.207	11:15:03.582
4 -	1:57.530	+ 6.323	11:09:15.070	8 -	1:51.207		11:16:54.789

Weather / Track : Sunny / Dry

Cadwell Park
 Circuit Length = 2.1870 miles
 Start: 11:00 End: 11:17

McMillan Motorsport Caterham Graduate Championship (Classic)

RACE 8 - GRID

ROW 9	1:54.768 91 Nigel LIDDELL	1:53.803 78 Sheila MARSHALL
ROW 8	1:53.005 79 Pete CANNARD	1:52.964 86 Darren GRAINGER
ROW 7	1:51.972 83 Colin ROTHWELL	1:51.325 96 Colin JARDINE
ROW 6	1:51.296 92 Robin WEBB	1:51.207 99 David PEARSON
ROW 5	1:50.157 85 Stuart HIGGINS	1:49.652 77 Paul HAWKER
ROW 4	1:49.222 74 James RUSSELL	1:48.974 73 Graeme SMITH
ROW 3	1:48.839 82 Matthew WILLOUGHBY	1:48.607 97 Justin COX
ROW 2	1:48.147 80 Trevor HARBER	1:47.981 75 Stuart THOMPSON
ROW 1	1:47.450 88 Andrew OUTTERSIDE	1:46.771 76 Amanda BLACK
Pole		
		


Cadwell Park
Circuit Length = 2.1870 miles

These results are provisional until the conclusion of any judicial and technical matters.

Clerk of Course :		Timekeeper :
-------------------	--	--------------

McMillan Motorsport Caterham Graduate Championship (Classic)

RACE 18 - GRID

ROW 9	1:54.878 91 Nigel LIDDELL	1:54.144 78 Sheila MARSHALL
ROW 8	1:53.387 92 Robin WEBB	1:53.150 86 Darren GRAINGER
ROW 7	1:53.146 79 Pete CANNARD	1:52.135 83 Colin ROTHWELL
ROW 6	1:51.985 96 Colin JARDINE	1:51.274 99 David PEARSON
ROW 5	1:50.981 85 Stuart HIGGINS	1:50.380 77 Paul HAWKER
ROW 4	1:49.230 74 James RUSSELL	1:49.114 73 Graeme SMITH
ROW 3	1:49.081 82 Matthew WILLOUGHBY	1:48.844 80 Trevor HARBER
ROW 2	1:48.672 97 Justin COX	1:48.151 75 Stuart THOMPSON
ROW 1	1:47.590 88 Andrew OUTTERSIDE	1:46.903 76 Amanda BLACK
Pole		
		

Cadwell Park
Circuit Length = 2.1870 miles

These results are provisional until the conclusion of any judicial and technical matters.

Clerk of Course :		Timekeeper :
-------------------	--	--------------

McMillan Motorsport Caterham Graduate Championship (Classic)

RACE 8 - CLASSIFICATION

POS	NO	CL	NAME	ENTRY	LAPS	TIME	GAP	DIFF	MPH	BEST	ON
1	76		Amanda BLACK	Caterham 7	12	21:51.333			72.04	1:48.250	8
2	73		Graeme SMITH	Caterham 7	12	21:59.854	8.521	8.521	71.58	1:47.941	5
3	99		David PEARSON	Caterham 7	12	22:05.285	13.952	5.431	71.28	1:48.451	5
4	80		Trevor HARBER	Caterham 7	12	22:05.610	14.277	0.325	71.27	1:48.288	8
5	77		Paul HAWKER	Caterham 7	12	22:06.486	15.153	0.876	71.22	1:48.762	11
6	88		Andrew OUTTERSIDE	Caterham 7	12	22:10.457	19.124	3.971	71.01	1:47.666	7
7	75		Stuart THOMPSON	Caterham 7	12	22:12.661	21.328	2.204	70.89	1:47.804	9
8	82		Matthew WILLOUGHBY	Caterham 7	12	22:13.503	22.170	0.842	70.84	1:49.239	9
9	92		James CARVEY	Caterham 7	12	22:21.771	30.438	8.268	70.41	1:48.527	11
10	85		Stuart HIGGINS	Caterham 7	12	22:22.427	31.094	0.656	70.37	1:50.044	3
11	97		Justin COX	Caterham 7	12	22:26.030	34.697	3.603	70.18	1:48.456	11
12	83		Colin ROTHWELL	Caterham 7	12	22:52.174	1:00.841	26.144	68.85	1:51.922	6
13	96		Colin JARDINE	Caterham 7	12	22:56.554	1:05.221	4.380	68.63	1:52.633	2
14	86		Darren GRAINGER	Caterham 7	12	22:57.051	1:05.718	0.497	68.60	1:52.372	2
15	79		Pete CANNARD	Caterham 7	12	22:58.630	1:07.297	1.579	68.52	1:52.866	9
16	91		Nigel LIDDELL	Caterham 7	12	23:01.867	1:10.534	3.237	68.36	1:52.833	3
17	78		Sheila MARSHALL	Caterham 7	12	23:08.265	1:16.932	6.398	68.05	1:53.882	7
NOT CLASSIFIED											
DNF	74		James RUSSELL	Caterham 7	5	9:24.074	7 laps	7 laps	69.78	1:49.984	3
FASTEST LAP											
	88		Andrew OUTTERSIDE	Caterham 7	7	1:47.666		73.12 mph		117.68 kph	

Weather / Track : Sunny / Dry
 These results are provisional until the conclusion of any judicial and technical matters.

Cadwell Park
 Circuit Length = 2.1870 miles
 Start: 16:40 End: 17:03

Clerk of Course :		Timekeeper :	
-------------------	--	--------------	--

McMillan Motorsport Caterham Graduate Championship (Classic)

RACE 8 - LAP CHART

Lap 1			Lap 2			Lap 3			Lap 4			Lap 5		
No	Behind	Laptime	No	Behind	Laptime	No	Behind	Laptime	No	Behind	Laptime	No	Behind	Laptime
76		1:55.639	76		1:48.625	76		1:48.733	76		1:48.681	76		1:49.989
97	4.009	1:59.648	97	4.500	1:49.116	97	4.573	1:48.806	97	5.061	1:49.169	73	4.284	1:47.941
80	4.396	2:00.035	80	5.796	1:50.025	73	6.715	1:49.394	73	6.332	1:48.298	97	4.973	1:49.901
73	5.001	2:00.640	73	6.054	1:49.678	80	7.272	1:50.209	80	7.772	1:49.181	99	6.854	1:48.451
77	5.520	2:01.159	77	7.053	1:50.158	99	7.710	1:48.568	99	8.392	1:49.363	80	9.483	1:51.700
74	6.066	2:01.705	74	7.582	1:50.141	77	8.159	1:49.839	77	8.611	1:49.133	77	9.942	1:51.320
85	7.096	2:02.735	99	7.875	1:49.346	74	8.833	1:49.984	74	10.152	1:50.000	74	12.407	1:52.244
99	7.154	2:02.793	85	8.716	1:50.245	85	10.027	1:50.044	82	12.086	1:50.190	82	14.659	1:52.562
82	7.926	2:03.565	82	9.315	1:50.014	82	10.577	1:49.995	85	13.548	1:52.202	75	15.443	1:51.716
83	9.341	2:04.980	75	11.779	1:49.900	75	12.089	1:49.043	75	13.716	1:50.308	88	16.073	1:52.153
75	10.504	2:06.143	83	13.030	1:52.314	88	12.873	1:48.551	88	13.909	1:49.717	85	16.805	1:53.246
96	10.754	2:06.393	88	13.055	1:49.646	83	16.707	1:52.410	83	21.639	1:53.613	92	23.248	1:50.611
91	11.377	2:07.016	96	14.762	1:52.633	96	18.892	1:52.863	92	22.626	1:50.479	83	24.502	1:52.852
88	12.034	2:07.673	91	15.718	1:52.966	91	19.818	1:52.833	96	24.347	1:54.136	96	28.381	1:54.023
86	12.543	2:08.182	86	16.290	1:52.372	86	20.588	1:53.031	91	25.326	1:54.189	91	29.361	1:54.024
79	13.268	2:08.907	79	18.219	1:53.576	92	20.828	1:50.174	86	25.908	1:54.001	86	30.214	1:54.295
78	13.623	2:09.262	78	19.195	1:54.197	79	23.316	1:53.830	79	28.994	1:54.359	79	32.918	1:53.913
92	17.920	2:13.559	92	19.387	1:50.092	78	24.859	1:54.397	78	30.537	1:54.359	78	35.412	1:54.864

Weather / Track : Sunny / Dry

Cadwell Park
Circuit Length = 2.1870 miles
Start: 16:40 End: 17:03

McMillan Motorsport Caterham Graduate Championship (Classic)

RACE 8 - LAP CHART

Lap 6			Lap 7			Lap 8			Lap 9			Lap 10		
No	Behind	Laptime	No	Behind	Laptime	No	Behind	Laptime	No	Behind	Laptime	No	Behind	Laptime
76		1:48.906	76		1:48.687	76		1:48.250	76		1:48.483	76		1:48.279
73	4.266	1:48.888	73	4.483	1:48.904	73	5.486	1:49.253	73	5.948	1:48.945	73	6.340	1:48.671
97	5.311	1:49.244	97	5.622	1:48.998	97	5.973	1:48.601	97	6.520	1:49.030	97	6.707	1:48.466
99	9.441	1:51.493	99	11.089	1:50.335	99	11.837	1:48.998	99	12.280	1:48.926	99	12.841	1:48.840
80	11.287	1:50.710	80	12.136	1:49.536	80	12.174	1:48.288	80	12.947	1:49.256	80	13.954	1:49.286
77	12.403	1:51.367	77	12.658	1:48.942	77	13.182	1:48.774	77	13.839	1:49.140	77	14.498	1:48.938
82	15.446	1:49.693	82	16.314	1:49.555	88	17.152	1:48.999	88	17.151	1:48.482	88	16.851	1:47.979
75	17.106	1:50.569	88	16.403	1:47.666	82	18.269	1:50.205	75	17.877	1:47.804	75	19.544	1:49.946
88	17.424	1:50.257	75	17.635	1:49.216	75	18.556	1:49.171	82	19.025	1:49.239	82	19.998	1:49.252
85	18.423	1:50.524	85	19.961	1:50.225	85	22.047	1:50.336	85	24.264	1:50.700	85	26.975	1:50.990
92	24.482	1:50.140	92	25.564	1:49.769	92	26.964	1:49.650	92	27.912	1:49.431	92	28.818	1:49.185
83	27.518	1:51.922	83	31.355	1:52.524	83	36.274	1:53.169	83	41.682	1:53.891	83	47.478	1:54.075
96	33.853	1:54.378	96	39.328	1:54.162	96	44.086	1:53.008	96	49.278	1:53.675	96	54.898	1:53.899
86	34.932	1:53.624	86	39.828	1:53.583	86	44.616	1:53.038	86	49.783	1:53.650	86	55.232	1:53.728
91	36.316	1:55.861	91	41.062	1:53.433	91	45.827	1:53.015	91	50.648	1:53.304	91	56.809	1:54.440
79	38.340	1:54.328	79	42.940	1:53.287	79	47.828	1:53.138	79	52.211	1:52.866	79	57.253	1:53.321
78	41.522	1:55.016	78	46.717	1:53.882	78	52.369	1:53.902	78	57.890	1:54.004	78	1:05.274	1:55.663

Weather / Track : Sunny / Dry

Cadwell Park
Circuit Length = 2.1870 miles
Start: 16:40 End: 17:03

McMillan Motorsport Caterham Graduate Championship (Classic)

RACE 8 - LAP CHART

Lap 11			Lap 12		
No	Behind	Laptime	No	Behind	Laptime
76		1:48.285	76		1:48.776
73	6.640	1:48.585	73	8.521	1:50.657
97	6.878	1:48.456	99	13.952	1:49.216
99	13.512	1:48.956	80	14.277	1:48.925
80	14.128	1:48.459	77	15.153	1:48.954
77	14.975	1:48.762	88	19.124	1:50.612
88	17.288	1:48.722	75	21.328	1:49.710
75	20.394	1:49.135	82	22.170	1:49.627
82	21.319	1:49.606	92	30.438	1:50.154
85	28.755	1:50.065	85	31.094	1:51.115
92	29.060	1:48.527	97	34.697	2:16.595
83	52.883	1:53.690	83	1:00.841	1:56.734
96	1:00.195	1:53.582	96	1:05.221	1:53.802
86	1:00.754	1:53.807	86	1:05.718	1:53.740
91	1:02.345	1:53.821	79	1:07.297	1:53.131
79	1:02.942	1:53.974	91	1:10.534	1:56.965
78	1:11.029	1:54.040	78	1:16.932	1:54.679

Weather / Track : Sunny / Dry

Cadwell Park
Circuit Length = 2.1870 miles
Start: 16:40 End: 17:03

McMillan Motorsport Caterham Graduate Championship (Classic)

RACE 8 - LAP ANALYSIS

73	Graeme SMITH		Caterham 7				
1 -	2:00.640	+ 12.699	16:42:15.024	7 -	1:48.904	+ 0.963	16:53:08.127
2 -	1:49.678	+ 1.737	16:44:04.702	8 -	1:49.253	+ 1.312	16:54:57.380
3 -	1:49.394	+ 1.453	16:45:54.096	9 -	1:48.945	+ 1.004	16:56:46.325
4 -	1:48.298	+ 0.357	16:47:42.394	10 -	1:48.671	+ 0.730	16:58:34.996
5 -	1:47.941		16:49:30.335	11 -	1:48.585	+ 0.644	17:00:23.581
6 -	1:48.888	+ 0.947	16:51:19.223	12 -	1:50.657	+ 2.716	17:02:14.238
74	James RUSSELL		Caterham 7				
1 -	2:01.705	+ 11.721	16:42:16.089	4 -	1:50.000	+ 0.016	16:47:46.214
2 -	1:50.141	+ 0.157	16:44:06.230	5 -	1:52.244	+ 2.260	16:49:38.458
3 -	1:49.984		16:45:56.214				
75	Stuart THOMPSON		Caterham 7				
1 -	2:06.143	+ 18.339	16:42:20.527	7 -	1:49.216	+ 1.412	16:53:21.279
2 -	1:49.900	+ 2.096	16:44:10.427	8 -	1:49.171	+ 1.367	16:55:10.450
3 -	1:49.043	+ 1.239	16:45:59.470	9 -	1:47.804		16:56:58.254
4 -	1:50.308	+ 2.504	16:47:49.778	10 -	1:49.946	+ 2.142	16:58:48.200
5 -	1:51.716	+ 3.912	16:49:41.494	11 -	1:49.135	+ 1.331	17:00:37.335
6 -	1:50.569	+ 2.765	16:51:32.063	12 -	1:49.710	+ 1.906	17:02:27.045
76	Amanda BLACK		Caterham 7				
1 -	1:55.639	+ 7.389	16:42:10.023	7 -	1:48.687	+ 0.437	16:53:03.644
2 -	1:48.625	+ 0.375	16:43:58.648	8 -	1:48.250		16:54:51.894
3 -	1:48.733	+ 0.483	16:45:47.381	9 -	1:48.483	+ 0.233	16:56:40.377
4 -	1:48.681	+ 0.431	16:47:36.062	10 -	1:48.279	+ 0.029	16:58:28.656
5 -	1:49.989	+ 1.739	16:49:26.051	11 -	1:48.285	+ 0.035	17:00:16.941
6 -	1:48.906	+ 0.656	16:51:14.957	12 -	1:48.776	+ 0.526	17:02:05.717
77	Paul HAWKER		Caterham 7				
1 -	2:01.159	+ 12.397	16:42:15.543	7 -	1:48.942	+ 0.180	16:53:16.302
2 -	1:50.158	+ 1.396	16:44:05.701	8 -	1:48.774	+ 0.012	16:55:05.076
3 -	1:49.839	+ 1.077	16:45:55.540	9 -	1:49.140	+ 0.378	16:56:54.216
4 -	1:49.133	+ 0.371	16:47:44.673	10 -	1:48.938	+ 0.176	16:58:43.154
5 -	1:51.320	+ 2.558	16:49:35.993	11 -	1:48.762		17:00:31.916
6 -	1:51.367	+ 2.605	16:51:27.360	12 -	1:48.954	+ 0.192	17:02:20.870
78	Sheila MARSHALL		Caterham 7				
1 -	2:09.262	+ 15.380	16:42:23.646	7 -	1:53.882		16:53:50.361
2 -	1:54.197	+ 0.315	16:44:17.843	8 -	1:53.902	+ 0.020	16:55:44.263
3 -	1:54.397	+ 0.515	16:46:12.240	9 -	1:54.004	+ 0.122	16:57:38.267
4 -	1:54.359	+ 0.477	16:48:06.599	10 -	1:55.663	+ 1.781	16:59:33.930
5 -	1:54.864	+ 0.982	16:50:01.463	11 -	1:54.040	+ 0.158	17:01:27.970
6 -	1:55.016	+ 1.134	16:51:56.479	12 -	1:54.679	+ 0.797	17:03:22.649
79	Pete CANNARD		Caterham 7				
1 -	2:08.907	+ 16.041	16:42:23.291	7 -	1:53.287	+ 0.421	16:53:46.584
2 -	1:53.576	+ 0.710	16:44:16.867	8 -	1:53.138	+ 0.272	16:55:39.722
3 -	1:53.830	+ 0.964	16:46:10.697	9 -	1:52.866		16:57:32.588
4 -	1:54.359	+ 1.493	16:48:05.056	10 -	1:53.321	+ 0.455	16:59:25.909
5 -	1:53.913	+ 1.047	16:49:58.969	11 -	1:53.974	+ 1.108	17:01:19.883
6 -	1:54.328	+ 1.462	16:51:53.297	12 -	1:53.131	+ 0.265	17:03:13.014
80	Trevor HARBER		Caterham 7				
1 -	2:00.035	+ 11.747	16:42:14.419	7 -	1:49.536	+ 1.248	16:53:15.780
2 -	1:50.025	+ 1.737	16:44:04.444	8 -	1:48.288		16:55:04.068
3 -	1:50.209	+ 1.921	16:45:54.653	9 -	1:49.256	+ 0.968	16:56:53.324
4 -	1:49.181	+ 0.893	16:47:43.834	10 -	1:49.286	+ 0.998	16:58:42.610
5 -	1:51.700	+ 3.412	16:49:35.534	11 -	1:48.459	+ 0.171	17:00:31.069
6 -	1:50.710	+ 2.422	16:51:26.244	12 -	1:48.925	+ 0.637	17:02:19.994

Weather / Track : Sunny / Dry

Cadwell Park
Circuit Length = 2.1870 miles
Start: 16:40 End: 17:03

McMillan Motorsport Caterham Graduate Championship (Classic)

RACE 8 - LAP ANALYSIS

82	Matthew WILLOUGHBY		Caterham 7				
1 -	2:03.565	+ 14.326	16:42:17.949	7 -	1:49.555	+ 0.316	16:53:19.958
2 -	1:50.014	+ 0.775	16:44:07.963	8 -	1:50.205	+ 0.966	16:55:10.163
3 -	1:49.995	+ 0.756	16:45:57.958	9 -	1:49.239		16:56:59.402
4 -	1:50.190	+ 0.951	16:47:48.148	10 -	1:49.252	+ 0.013	16:58:48.654
5 -	1:52.562	+ 3.323	16:49:40.710	11 -	1:49.606	+ 0.367	17:00:38.260
6 -	1:49.693	+ 0.454	16:51:30.403	12 -	1:49.627	+ 0.388	17:02:27.887
83	Colin ROTHWELL		Caterham 7				
1 -	2:04.980	+ 13.058	16:42:19.364	7 -	1:52.524	+ 0.602	16:53:34.999
2 -	1:52.314	+ 0.392	16:44:11.678	8 -	1:53.169	+ 1.247	16:55:28.168
3 -	1:52.410	+ 0.488	16:46:04.088	9 -	1:53.891	+ 1.969	16:57:22.059
4 -	1:53.613	+ 1.691	16:47:57.701	10 -	1:54.075	+ 2.153	16:59:16.134
5 -	1:52.852	+ 0.930	16:49:50.553	11 -	1:53.690	+ 1.768	17:01:09.824
6 -	1:51.922		16:51:42.475	12 -	1:56.734	+ 4.812	17:03:06.558
85	Stuart HIGGINS		Caterham 7				
1 -	2:02.735	+ 12.691	16:42:17.119	7 -	1:50.225	+ 0.181	16:53:23.605
2 -	1:50.245	+ 0.201	16:44:07.364	8 -	1:50.336	+ 0.292	16:55:13.941
3 -	1:50.044		16:45:57.408	9 -	1:50.700	+ 0.656	16:57:04.641
4 -	1:52.202	+ 2.158	16:47:49.610	10 -	1:50.990	+ 0.946	16:58:55.631
5 -	1:53.246	+ 3.202	16:49:42.856	11 -	1:50.065	+ 0.021	17:00:45.696
6 -	1:50.524	+ 0.480	16:51:33.380	12 -	1:51.115	+ 1.071	17:02:36.811
86	Darren GRAINGER		Caterham 7				
1 -	2:08.182	+ 15.810	16:42:22.566	7 -	1:53.583	+ 1.211	16:53:43.472
2 -	1:52.372		16:44:14.938	8 -	1:53.038	+ 0.666	16:55:36.510
3 -	1:53.031	+ 0.659	16:46:07.969	9 -	1:53.650	+ 1.278	16:57:30.160
4 -	1:54.001	+ 1.629	16:48:01.970	10 -	1:53.728	+ 1.356	16:59:23.888
5 -	1:54.295	+ 1.923	16:49:56.265	11 -	1:53.807	+ 1.435	17:01:17.695
6 -	1:53.624	+ 1.252	16:51:49.889	12 -	1:53.740	+ 1.368	17:03:11.435
88	Andrew OUTTERSIDE		Caterham 7				
1 -	2:07.673	+ 20.007	16:42:22.057	7 -	1:47.666		16:53:20.047
2 -	1:49.646	+ 1.980	16:44:11.703	8 -	1:48.999	+ 1.333	16:55:09.046
3 -	1:48.551	+ 0.885	16:46:00.254	9 -	1:48.482	+ 0.816	16:56:57.528
4 -	1:49.717	+ 2.051	16:47:49.971	10 -	1:47.979	+ 0.313	16:58:45.507
5 -	1:52.153	+ 4.487	16:49:42.124	11 -	1:48.722	+ 1.056	17:00:34.229
6 -	1:50.257	+ 2.591	16:51:32.381	12 -	1:50.612	+ 2.946	17:02:24.841
91	Nigel LIDDELL		Caterham 7				
1 -	2:07.016	+ 14.183	16:42:21.400	7 -	1:53.433	+ 0.600	16:53:44.706
2 -	1:52.966	+ 0.133	16:44:14.366	8 -	1:53.015	+ 0.182	16:55:37.721
3 -	1:52.833		16:46:07.199	9 -	1:53.304	+ 0.471	16:57:31.025
4 -	1:54.189	+ 1.356	16:48:01.388	10 -	1:54.440	+ 1.607	16:59:25.465
5 -	1:54.024	+ 1.191	16:49:55.412	11 -	1:53.821	+ 0.988	17:01:19.286
6 -	1:55.861	+ 3.028	16:51:51.273	12 -	1:56.965	+ 4.132	17:03:16.251
92	James CARVEY		Caterham 7				
1 -	2:13.559	+ 25.032	16:42:27.943	7 -	1:49.769	+ 1.242	16:53:29.208
2 -	1:50.092	+ 1.565	16:44:18.035	8 -	1:49.650	+ 1.123	16:55:18.858
3 -	1:50.174	+ 1.647	16:46:08.209	9 -	1:49.431	+ 0.904	16:57:08.289
4 -	1:50.479	+ 1.952	16:47:58.688	10 -	1:49.185	+ 0.658	16:58:57.474
5 -	1:50.611	+ 2.084	16:49:49.299	11 -	1:48.527		17:00:46.001
6 -	1:50.140	+ 1.613	16:51:39.439	12 -	1:50.154	+ 1.627	17:02:36.155
96	Colin JARDINE		Caterham 7				
1 -	2:06.393	+ 13.760	16:42:20.777	7 -	1:54.162	+ 1.529	16:53:42.972
2 -	1:52.633		16:44:13.410	8 -	1:53.008	+ 0.375	16:55:35.980
3 -	1:52.863	+ 0.230	16:46:06.273	9 -	1:53.675	+ 1.042	16:57:29.655
4 -	1:54.136	+ 1.503	16:48:00.409	10 -	1:53.899	+ 1.266	16:59:23.554
5 -	1:54.023	+ 1.390	16:49:54.432	11 -	1:53.582	+ 0.949	17:01:17.136

Weather / Track : Sunny / Dry

Cadwell Park
Circuit Length = 2.1870 miles
Start: 16:40 End: 17:03

McMillan Motorsport Caterham Graduate Championship (Classic)

RACE 8 - LAP ANALYSIS

6 -	1:54.378	+ 1.745	16:51:48.810	12 -	1:53.802	+ 1.169	17:03:10.938
97	Justin COX		Caterham 7				
1 -	1:59.648	+ 11.192	16:42:14.032	7 -	1:48.998	+ 0.542	16:53:09.266
2 -	1:49.116	+ 0.660	16:44:03.148	8 -	1:48.601	+ 0.145	16:54:57.867
3 -	1:48.806	+ 0.350	16:45:51.954	9 -	1:49.030	+ 0.574	16:56:46.897
4 -	1:49.169	+ 0.713	16:47:41.123	10 -	1:48.466	+ 0.010	16:58:35.363
5 -	1:49.901	+ 1.445	16:49:31.024	11 -	1:48.456		17:00:23.819
6 -	1:49.244	+ 0.788	16:51:20.268	12 -	2:16.595	+ 28.139	17:02:40.414
99	David PEARSON		Caterham 7				
1 -	2:02.793	+ 14.342	16:42:17.177	7 -	1:50.335	+ 1.884	16:53:14.733
2 -	1:49.346	+ 0.895	16:44:06.523	8 -	1:48.998	+ 0.547	16:55:03.731
3 -	1:48.568	+ 0.117	16:45:55.091	9 -	1:48.926	+ 0.475	16:56:52.657
4 -	1:49.363	+ 0.912	16:47:44.454	10 -	1:48.840	+ 0.389	16:58:41.497
5 -	1:48.451		16:49:32.905	11 -	1:48.956	+ 0.505	17:00:30.453
6 -	1:51.493	+ 3.042	16:51:24.398	12 -	1:49.216	+ 0.765	17:02:19.669

Weather / Track : Sunny / Dry

Cadwell Park
 Circuit Length = 2.1870 miles
 Start: 16:40 End: 17:03

McMillan Motorsport Caterham Graduate Championship (Classic)

RACE 18 - CLASSIFICATION

POS	NO	CL	NAME	ENTRY	LAPS	TIME	GAP	DIFF	MPH	BEST	ON
1	88		Andrew OUTTERSIDE	Caterham 7	12	22:09.477			71.06	1:48.596	10
2	99		David PEARSON	Caterham 7	12	22:10.001	0.524	0.524	71.03	1:48.690	9
3	76		Amanda BLACK	Caterham 7	12	22:10.515	1.038	0.514	71.00	1:47.882	11
4	73		Graeme SMITH	Caterham 7	12	22:11.537	2.060	1.022	70.95	1:48.664	11
5	97		Justin COX	Caterham 7	12	22:12.575	3.098	1.038	70.89	1:48.711	11
6	75		Stuart THOMPSON	Caterham 7	12	22:14.029	4.552	1.454	70.82	1:48.953	10
7	80		Trevor HARBER	Caterham 7	12	22:14.192	4.715	0.163	70.81	1:49.053	11
8	82		Matthew WILLOUGHBY	Caterham 7	12	22:31.596	22.119	17.404	69.90	1:50.505	4
9	92		James CARVEY	Caterham 7	12	22:40.387	30.910	8.791	69.44	1:48.614	4
10	85		Stuart HIGGINS	Caterham 7	12	22:44.910	35.433	4.523	69.21	1:50.553	4
11	77		Paul HAWKER	Caterham 7	12	22:47.947	38.470	3.037	69.06	1:50.123	9
12	83		Colin ROTHWELL	Caterham 7	12	22:49.267	39.790	1.320	68.99	1:51.885	9
13	79		Pete CANNARD	Caterham 7	12	23:01.760	52.283	12.493	68.37	1:53.250	8
14	78		Sheila MARSHALL	Caterham 7	12	23:06.810	57.333	5.050	68.12	1:53.139	10
15	96		Colin JARDINE	Caterham 7	12	23:14.401	1:04.924	7.591	67.75	1:51.963	9
16	91		Nigel LIDDELL	Caterham 7	12	23:15.990	1:06.513	1.589	67.67	1:53.905	2
NOT CLASSIFIED											
DNF	74		James RUSSELL	Caterham 7	11	20:21.772	1 lap	1 lap	70.88	1:48.721	10
DNF	86		Darren GRAINGER	Caterham 7	10	19:21.333	2 laps	1 lap	67.79	1:53.995	2
FASTEST LAP											
	76		Amanda BLACK	Caterham 7	11	1:47.882		72.97 mph		117.44 kph	

Weather / Track : Sunny / Dry

These results are provisional until the conclusion of any judicial and technical matters.

Cadwell Park

Circuit Length = 2.1870 miles

Start: 15:02 End: 15:25

Clerk of Course :		Timekeeper :
-------------------	--	--------------

McMillan Motorsport Caterham Graduate Championship (Classic)

RACE 18 - LAP CHART

Lap 1			Lap 2			Lap 3			Lap 4			Lap 5		
No	Behind	Laptime	No	Behind	Laptime	No	Behind	Laptime	No	Behind	Laptime	No	Behind	Laptime
88		1:57.942	88		1:51.287	97		1:50.810	97		1:49.906	88		1:51.626
97	0.356	1:58.298	97	0.143	1:51.074	88	0.293	1:51.246	88	0.365	1:49.978	74	0.167	1:51.361
74	0.875	1:58.817	74	0.825	1:51.237	74	0.823	1:50.951	74	0.797	1:49.880	97	0.749	1:52.740
75	2.260	2:00.202	76	1.061	1:50.044	76	1.130	1:51.022	76	1.012	1:49.788	99	1.076	1:50.635
76	2.304	2:00.246	75	2.124	1:51.151	80	2.341	1:50.753	80	2.139	1:49.704	73	1.521	1:50.095
80	3.350	2:01.292	80	2.541	1:50.478	75	2.973	1:51.802	99	2.432	1:49.108	76	1.848	1:52.827
82	4.991	2:02.933	99	4.130	1:50.099	99	3.230	1:50.053	75	3.302	1:50.235	75	2.953	1:51.642
85	5.233	2:03.175	85	5.002	1:51.056	73	3.744	1:49.245	73	3.417	1:49.579	80	3.561	1:53.413
99	5.318	2:03.260	73	5.452	1:51.088	85	4.998	1:50.949	92	4.493	1:48.614	85	6.156	1:52.502
73	5.651	2:03.593	82	7.030	1:53.326	92	5.785	1:49.653	85	5.645	1:50.553	82	7.579	1:51.746
77	6.421	2:04.363	92	7.085	1:50.292	82	7.225	1:51.148	82	7.824	1:50.505	77	10.920	1:52.047
96	7.248	2:05.190	96	8.722	1:52.761	77	9.429	1:50.981	77	10.864	1:51.341	92	16.906	2:04.404
83	7.892	2:05.834	83	9.376	1:52.771	96	11.106	1:53.337	83	15.463	1:53.944	83	18.120	1:54.648
92	8.080	2:06.022	77	9.401	1:54.267	83	11.425	1:53.002	96	15.912	1:54.712	96	18.952	1:55.031
91	8.842	2:06.784	91	11.460	1:53.905	91	15.042	1:54.535	91	19.807	1:54.671	79	21.693	1:53.262
79	9.583	2:07.525	79	12.022	1:53.726	79	15.386	1:54.317	79	20.422	1:54.942	91	24.613	1:56.797
86	9.954	2:07.896	86	12.662	1:53.995	86	16.066	1:54.357	86	21.167	1:55.007	78	24.981	1:55.129
78	10.786	2:08.728	78	13.946	1:54.447	78	17.126	1:54.133	78	21.843	1:54.623	86	25.062	1:55.886

Weather / Track : Sunny / Dry

Cadwell Park
 Circuit Length = 2.1870 miles
 Start: 15:02 End: 15:25

McMillan Motorsport Caterham Graduate Championship (Classic)

RACE 18 - LAP CHART

Lap 6			Lap 7			Lap 8			Lap 9			Lap 10		
No	Behind	Laptime	No	Behind	Laptime	No	Behind	Laptime	No	Behind	Laptime	No	Behind	Laptime
74		1:49.823	74		1:49.795	88		1:49.382	99		1:48.690	99		1:48.729
88	0.348	1:50.338	88	0.297	1:49.744	74	0.637	1:50.316	88	0.202	1:50.015	88	0.069	1:48.596
99	0.940	1:49.854	99	0.760	1:49.615	99	1.123	1:50.042	73	2.020	1:50.293	73	1.975	1:48.684
73	1.386	1:49.855	73	1.443	1:49.852	73	1.540	1:49.776	74	2.488	1:51.664	74	2.480	1:48.721
97	1.853	1:51.094	97	1.741	1:49.683	76	1.777	1:49.418	76	2.876	1:50.912	76	2.904	1:48.757
76	2.206	1:50.348	76	2.038	1:49.627	97	2.389	1:50.327	97	3.364	1:50.788	97	3.458	1:48.823
75	2.846	1:49.883	75	2.999	1:49.948	75	3.034	1:49.714	75	3.767	1:50.546	75	3.991	1:48.953
80	3.488	1:49.917	80	3.658	1:49.965	80	3.991	1:50.012	80	4.354	1:50.176	80	4.839	1:49.214
82	8.728	1:51.139	82	9.924	1:50.991	85	12.025	1:51.660	82	13.493	1:50.894	82	16.265	1:51.501
85	9.107	1:52.941	85	10.044	1:50.732	82	12.412	1:52.167	85	13.762	1:51.550	77	17.262	1:51.098
77	12.121	1:51.191	77	13.636	1:51.310	77	14.583	1:50.626	77	14.893	1:50.123	85	17.963	1:52.930
92	18.255	1:51.339	92	19.859	1:51.399	92	21.117	1:50.937	92	22.189	1:50.885	92	23.882	1:50.422
83	20.780	1:52.650	83	23.610	1:52.625	83	26.239	1:52.308	83	28.311	1:51.885	83	32.565	1:52.983
96	21.807	1:52.845	96	24.309	1:52.297	96	26.761	1:52.131	96	28.911	1:51.963	96	33.533	1:53.351
79	25.838	1:54.135	79	29.333	1:53.290	79	32.904	1:53.250	79	36.690	1:53.599	79	42.034	1:54.073
91	28.907	1:54.284	78	33.579	1:53.972	78	37.597	1:53.697	78	41.733	1:53.949	78	46.143	1:53.139
78	29.402	1:54.411	91	34.769	1:55.657	91	40.008	1:54.918	91	45.054	1:54.859	91	51.079	1:54.754
86	30.159	1:55.087	86	35.236	1:54.872	86	40.244	1:54.687	86	45.355	1:54.924	86	51.248	1:54.622

Weather / Track : Sunny / Dry

Cadwell Park
Circuit Length = 2.1870 miles
Start: 15:02 End: 15:25

McMillan Motorsport Caterham Graduate Championship (Classic)

RACE 18 - LAP CHART

Lap 11			Lap 12		
No	Behind	Laptime	No	Behind	Laptime
99		1:49.055	88		1:50.239
88	0.098	1:49.084	99	0.524	1:50.861
73	1.584	1:48.664	76	1.038	1:49.644
76	1.731	1:47.882	73	2.060	1:50.813
74	2.632	1:49.207	97	3.098	1:50.321
97	3.114	1:48.711	75	4.552	1:50.503
75	4.386	1:49.450	80	4.715	1:50.215
80	4.837	1:49.053	82	22.119	1:50.962
82	21.494	1:54.284	92	30.910	1:53.727
92	27.520	1:52.693	85	35.433	1:55.526
77	28.372	2:00.165	77	38.470	2:00.435
85	30.244	2:01.336	83	39.790	1:53.377
83	36.750	1:53.240	79	52.283	1:55.306
96	37.422	1:52.944	78	57.333	1:56.820
79	47.314	1:54.335	96	1:04.924	2:17.839
78	50.850	1:53.762	91	1:06.513	1:59.408
91	57.442	1:55.418			

Weather / Track : Sunny / Dry

Cadwell Park
Circuit Length = 2.1870 miles
Start: 15:02 End: 15:25

McMillan Motorsport Caterham Graduate Championship (Classic)

RACE 18 - LAP ANALYSIS

73	Graeme SMITH		Caterham 7				
1 -	2:03.593	+ 14.929	15:04:09.840	7 -	1:49.852	+ 1.188	15:15:09.554
2 -	1:51.088	+ 2.424	15:06:00.928	8 -	1:49.776	+ 1.112	15:16:59.330
3 -	1:49.245	+ 0.581	15:07:50.173	9 -	1:50.293	+ 1.629	15:18:49.623
4 -	1:49.579	+ 0.915	15:09:39.752	10 -	1:48.684	+ 0.020	15:20:38.307
5 -	1:50.095	+ 1.431	15:11:29.847	11 -	1:48.664		15:22:26.971
6 -	1:49.855	+ 1.191	15:13:19.702	12 -	1:50.813	+ 2.149	15:24:17.784
74	James RUSSELL		Caterham 7				
1 -	1:58.817	+ 10.096	15:04:05.064	7 -	1:49.795	+ 1.074	15:15:08.111
2 -	1:51.237	+ 2.516	15:05:56.301	8 -	1:50.316	+ 1.595	15:16:58.427
3 -	1:50.951	+ 2.230	15:07:47.252	9 -	1:51.664	+ 2.943	15:18:50.091
4 -	1:49.880	+ 1.159	15:09:37.132	10 -	1:48.721		15:20:38.812
5 -	1:51.361	+ 2.640	15:11:28.493	11 -	1:49.207	+ 0.486	15:22:28.019
6 -	1:49.823	+ 1.102	15:13:18.316				
75	Stuart THOMPSON		Caterham 7				
1 -	2:00.202	+ 11.249	15:04:06.449	7 -	1:49.948	+ 0.995	15:15:11.110
2 -	1:51.151	+ 2.198	15:05:57.600	8 -	1:49.714	+ 0.761	15:17:00.824
3 -	1:51.802	+ 2.849	15:07:49.402	9 -	1:50.546	+ 1.593	15:18:51.370
4 -	1:50.235	+ 1.282	15:09:39.637	10 -	1:48.953		15:20:40.323
5 -	1:51.642	+ 2.689	15:11:31.279	11 -	1:49.450	+ 0.497	15:22:29.773
6 -	1:49.883	+ 0.930	15:13:21.162	12 -	1:50.503	+ 1.550	15:24:20.276
76	Amanda BLACK		Caterham 7				
1 -	2:00.246	+ 12.364	15:04:06.493	7 -	1:49.627	+ 1.745	15:15:10.149
2 -	1:50.044	+ 2.162	15:05:56.537	8 -	1:49.418	+ 1.536	15:16:59.567
3 -	1:51.022	+ 3.140	15:07:47.559	9 -	1:50.912	+ 3.030	15:18:50.479
4 -	1:49.788	+ 1.906	15:09:37.347	10 -	1:48.757	+ 0.875	15:20:39.236
5 -	1:52.827	+ 4.945	15:11:30.174	11 -	1:47.882		15:22:27.118
6 -	1:50.348	+ 2.466	15:13:20.522	12 -	1:49.644	+ 1.762	15:24:16.762
77	Paul HAWKER		Caterham 7				
1 -	2:04.363	+ 14.240	15:04:10.610	7 -	1:51.310	+ 1.187	15:15:21.747
2 -	1:54.267	+ 4.144	15:06:04.877	8 -	1:50.626	+ 0.503	15:17:12.373
3 -	1:50.981	+ 0.858	15:07:55.858	9 -	1:50.123		15:19:02.496
4 -	1:51.341	+ 1.218	15:09:47.199	10 -	1:51.098	+ 0.975	15:20:53.594
5 -	1:52.047	+ 1.924	15:11:39.246	11 -	2:00.165	+ 10.042	15:22:53.759
6 -	1:51.191	+ 1.068	15:13:30.437	12 -	2:00.435	+ 10.312	15:24:54.194
78	Sheila MARSHALL		Caterham 7				
1 -	2:08.728	+ 15.589	15:04:14.975	7 -	1:53.972	+ 0.833	15:15:41.690
2 -	1:54.447	+ 1.308	15:06:09.422	8 -	1:53.697	+ 0.558	15:17:35.387
3 -	1:54.133	+ 0.994	15:08:03.555	9 -	1:53.949	+ 0.810	15:19:29.336
4 -	1:54.623	+ 1.484	15:09:58.178	10 -	1:53.139		15:21:22.475
5 -	1:55.129	+ 1.990	15:11:53.307	11 -	1:53.762	+ 0.623	15:23:16.237
6 -	1:54.411	+ 1.272	15:13:47.718	12 -	1:56.820	+ 3.681	15:25:13.057
79	Pete CANNARD		Caterham 7				
1 -	2:07.525	+ 14.275	15:04:13.772	7 -	1:53.290	+ 0.040	15:15:37.444
2 -	1:53.726	+ 0.476	15:06:07.498	8 -	1:53.250		15:17:30.694
3 -	1:54.317	+ 1.067	15:08:01.815	9 -	1:53.599	+ 0.349	15:19:24.293
4 -	1:54.942	+ 1.692	15:09:56.757	10 -	1:54.073	+ 0.823	15:21:18.366
5 -	1:53.262	+ 0.012	15:11:50.019	11 -	1:54.335	+ 1.085	15:23:12.701
6 -	1:54.135	+ 0.885	15:13:44.154	12 -	1:55.306	+ 2.056	15:25:08.007
80	Trevor HARBUR		Caterham 7				
1 -	2:01.292	+ 12.239	15:04:07.539	7 -	1:49.965	+ 0.912	15:15:11.769
2 -	1:50.478	+ 1.425	15:05:58.017	8 -	1:50.012	+ 0.959	15:17:01.781
3 -	1:50.753	+ 1.700	15:07:48.770	9 -	1:50.176	+ 1.123	15:18:51.957
4 -	1:49.704	+ 0.651	15:09:38.474	10 -	1:49.214	+ 0.161	15:20:41.171
5 -	1:53.413	+ 4.360	15:11:31.887	11 -	1:49.053		15:22:30.224

Weather / Track : Sunny / Dry

Cadwell Park
Circuit Length = 2.1870 miles
Start: 15:02 End: 15:25

McMillan Motorsport Caterham Graduate Championship (Classic)

RACE 18 - LAP ANALYSIS

6 -	1:49.917	+ 0.864	15:13:21.804	12 -	1:50.215	+ 1.162	15:24:20.439
82	Matthew WILLOUGHBY			Caterham 7			
1 -	2:02.933	+ 12.428	15:04:09.180	7 -	1:50.991	+ 0.486	15:15:18.035
2 -	1:53.326	+ 2.821	15:06:02.506	8 -	1:52.167	+ 1.662	15:17:10.202
3 -	1:51.148	+ 0.643	15:07:53.654	9 -	1:50.894	+ 0.389	15:19:01.096
4 -	1:50.505		15:09:44.159	10 -	1:51.501	+ 0.996	15:20:52.597
5 -	1:51.746	+ 1.241	15:11:35.905	11 -	1:54.284	+ 3.779	15:22:46.881
6 -	1:51.139	+ 0.634	15:13:27.044	12 -	1:50.962	+ 0.457	15:24:37.843
83	Colin ROTHWELL			Caterham 7			
1 -	2:05.834	+ 13.949	15:04:12.081	7 -	1:52.625	+ 0.740	15:15:31.721
2 -	1:52.771	+ 0.886	15:06:04.852	8 -	1:52.308	+ 0.423	15:17:24.029
3 -	1:53.002	+ 1.117	15:07:57.854	9 -	1:51.885		15:19:15.914
4 -	1:53.944	+ 2.059	15:09:51.798	10 -	1:52.983	+ 1.098	15:21:08.897
5 -	1:54.648	+ 2.763	15:11:46.446	11 -	1:53.240	+ 1.355	15:23:02.137
6 -	1:52.650	+ 0.765	15:13:39.096	12 -	1:53.377	+ 1.492	15:24:55.514
85	Stuart HIGGINS			Caterham 7			
1 -	2:03.175	+ 12.622	15:04:09.422	7 -	1:50.732	+ 0.179	15:15:18.155
2 -	1:51.056	+ 0.503	15:06:00.478	8 -	1:51.660	+ 1.107	15:17:09.815
3 -	1:50.949	+ 0.396	15:07:51.427	9 -	1:51.550	+ 0.997	15:19:01.365
4 -	1:50.553		15:09:41.980	10 -	1:52.930	+ 2.377	15:20:54.295
5 -	1:52.502	+ 1.949	15:11:34.482	11 -	2:01.336	+ 10.783	15:22:55.631
6 -	1:52.941	+ 2.388	15:13:27.423	12 -	1:55.526	+ 4.973	15:24:51.157
86	Darren GRAINGER			Caterham 7			
1 -	2:07.896	+ 13.901	15:04:14.143	6 -	1:55.087	+ 1.092	15:13:48.475
2 -	1:53.995		15:06:08.138	7 -	1:54.872	+ 0.877	15:15:43.347
3 -	1:54.357	+ 0.362	15:08:02.495	8 -	1:54.687	+ 0.692	15:17:38.034
4 -	1:55.007	+ 1.012	15:09:57.502	9 -	1:54.924	+ 0.929	15:19:32.958
5 -	1:55.886	+ 1.891	15:11:53.388	10 -	1:54.622	+ 0.627	15:21:27.580
88	Andrew OUTTERSIDE			Caterham 7			
1 -	1:57.942	+ 9.346	15:04:04.189	7 -	1:49.744	+ 1.148	15:15:08.408
2 -	1:51.287	+ 2.691	15:05:55.476	8 -	1:49.382	+ 0.786	15:16:57.790
3 -	1:51.246	+ 2.650	15:07:46.722	9 -	1:50.015	+ 1.419	15:18:47.805
4 -	1:49.978	+ 1.382	15:09:36.700	10 -	1:48.596		15:20:36.401
5 -	1:51.626	+ 3.030	15:11:28.326	11 -	1:49.084	+ 0.488	15:22:25.485
6 -	1:50.338	+ 1.742	15:13:18.664	12 -	1:50.239	+ 1.643	15:24:15.724
91	Nigel LIDDELL			Caterham 7			
1 -	2:06.784	+ 12.879	15:04:13.031	7 -	1:55.657	+ 1.752	15:15:42.880
2 -	1:53.905		15:06:06.936	8 -	1:54.918	+ 1.013	15:17:37.798
3 -	1:54.535	+ 0.630	15:08:01.471	9 -	1:54.859	+ 0.954	15:19:32.657
4 -	1:54.671	+ 0.766	15:09:56.142	10 -	1:54.754	+ 0.849	15:21:27.411
5 -	1:56.797	+ 2.892	15:11:52.939	11 -	1:55.418	+ 1.513	15:23:22.829
6 -	1:54.284	+ 0.379	15:13:47.223	12 -	1:59.408	+ 5.503	15:25:22.237
92	James CARVEY			Caterham 7			
1 -	2:06.022	+ 17.408	15:04:12.269	7 -	1:51.399	+ 2.785	15:15:27.970
2 -	1:50.292	+ 1.678	15:06:02.561	8 -	1:50.937	+ 2.323	15:17:18.907
3 -	1:49.653	+ 1.039	15:07:52.214	9 -	1:50.885	+ 2.271	15:19:09.792
4 -	1:48.614		15:09:40.828	10 -	1:50.422	+ 1.808	15:21:00.214
5 -	2:04.404	+ 15.790	15:11:45.232	11 -	1:52.693	+ 4.079	15:22:52.907
6 -	1:51.339	+ 2.725	15:13:36.571	12 -	1:53.727	+ 5.113	15:24:46.634
96	Colin JARDINE			Caterham 7			
1 -	2:05.190	+ 13.227	15:04:11.437	7 -	1:52.297	+ 0.334	15:15:32.420
2 -	1:52.761	+ 0.798	15:06:04.198	8 -	1:52.131	+ 0.168	15:17:24.551
3 -	1:53.337	+ 1.374	15:07:57.535	9 -	1:51.963		15:19:16.514
4 -	1:54.712	+ 2.749	15:09:52.247	10 -	1:53.351	+ 1.388	15:21:09.865
5 -	1:55.031	+ 3.068	15:11:47.278	11 -	1:52.944	+ 0.981	15:23:02.809

Weather / Track : Sunny / Dry

Cadwell Park
Circuit Length = 2.1870 miles
Start: 15:02 End: 15:25

McMillan Motorsport Caterham Graduate Championship (Classic)

RACE 18 - LAP ANALYSIS

6 -	1:52.845	+ 0.882	15:13:40.123	12 -	2:17.839	+ 25.876	15:25:20.648
97	Justin COX			Caterham 7			
1 -	1:58.298	+ 9.587	15:04:04.545	7 -	1:49.683	+ 0.972	15:15:09.852
2 -	1:51.074	+ 2.363	15:05:55.619	8 -	1:50.327	+ 1.616	15:17:00.179
3 -	1:50.810	+ 2.099	15:07:46.429	9 -	1:50.788	+ 2.077	15:18:50.967
4 -	1:49.906	+ 1.195	15:09:36.335	10 -	1:48.823	+ 0.112	15:20:39.790
5 -	1:52.740	+ 4.029	15:11:29.075	11 -	1:48.711		15:22:28.501
6 -	1:51.094	+ 2.383	15:13:20.169	12 -	1:50.321	+ 1.610	15:24:18.822
99	David PEARSON			Caterham 7			
1 -	2:03.260	+ 14.570	15:04:09.507	7 -	1:49.615	+ 0.925	15:15:08.871
2 -	1:50.099	+ 1.409	15:05:59.606	8 -	1:50.042	+ 1.352	15:16:58.913
3 -	1:50.053	+ 1.363	15:07:49.659	9 -	1:48.690		15:18:47.603
4 -	1:49.108	+ 0.418	15:09:38.767	10 -	1:48.729	+ 0.039	15:20:36.332
5 -	1:50.635	+ 1.945	15:11:29.402	11 -	1:49.055	+ 0.365	15:22:25.387
6 -	1:49.854	+ 1.164	15:13:19.256	12 -	1:50.861	+ 2.171	15:24:16.248

Weather / Track : Sunny / Dry

Cadwell Park
 Circuit Length = 2.1870 miles
 Start: 15:02 End: 15:25



McMILLAN MOTORSPORT CATERHAM GRADUATE CHAMPIONSHIP (MEGA CLASS)

Cadwell Park

8th / 9th September 2012



Results Provided by Timing Solutions Ltd
www.tsl-timing.com

McMillan Motorsport Caterham Graduate Championship (Mega)
QUALIFYING - RACE 5 - CLASSIFICATION

POS	NO	CL	NAME	ENTRY	TIME	ON	LAPS	GAP	DIFF	MPH
1	1		Myles PACKMAN	Caterham 7	1:38.466	9	9			79.95
2	2		Mick WHITEHEAD	Caterham 7	1:39.287	8	9	0.821	0.821	79.29
3	7		Nicholas HARYETT	Caterham 7	1:39.827	7	9	1.361	0.540	78.86
4	4		Martin AMISON	Caterham 7	1:39.857	7	9	1.391	0.030	78.84
5	5		Nick FROST	Caterham 7	1:39.961	8	9	1.495	0.104	78.76
6	28		Oliver GIBSON	Caterham 7	1:40.096	6	9	1.630	0.135	78.65
7	44		Nick PANCISI	Caterham 7	1:40.202	6	9	1.736	0.106	78.57
8	36		Glenn BURTENSHAW	Caterham 7	1:40.551	4	9	2.085	0.349	78.29
9	11		Jamie ELLWOOD	Caterham 7	1:40.641	4	4	2.175	0.090	78.22
10	26		Ian NOBLE	Caterham 7	1:40.744	8	9	2.278	0.103	78.14
11	54		Peter FRITH	Caterham 7	1:40.923	8	9	2.457	0.179	78.01
12	25		Keith PENNINGTON	Caterham 7	1:41.710	5	9	3.244	0.787	77.40
13	38		Ian BRUNNING	Caterham 7	1:41.872	5	8	3.406	0.162	77.28
14	9		Adrian RUSSELL	Caterham 7	1:42.181	3	6	3.715	0.309	77.05
15	42		John BENFIELD	Caterham 7	1:42.548	6	8	4.082	0.367	76.77
16	56		Brett RAY	Caterham 7	1:42.886	8	8	4.420	0.338	76.52
17	21		Matt THOMPSON	Caterham 7	1:42.939	6	8	4.473	0.053	76.48
18	63		Martin GEE	Caterham 7	1:43.817	5	8	5.351	0.878	75.83
19	22		Peter MARSH	Caterham 7	1:44.650	8	8	6.184	0.833	75.23

Car 5 - Transponder not working, fix or you will be ignored in the race.

Car 42 - Transponder stopped working, please rectify.

Weather / Track : Sunny / Dry

These results are provisional until the conclusion of any judicial and technical matters.

Cadwell Park

Circuit Length = 2.1870 miles

Start: 10:21 End: 10:38

Clerk of Course :	Timekeeper :
-------------------	--------------

McMillan Motorsport Caterham Graduate Championship (Mega)
QUALIFYING - RACE 5 - LAP ANALYSIS

1	Myles PACKMAN		Caterham 7				
1 -	1:52.878	+ 14.412	10:24:17.290	6 -	1:39.013	+ 0.547	10:32:34.549
2 -	1:40.137	+ 1.671	10:25:57.427	7 -	1:39.384	+ 0.918	10:34:13.933
3 -	1:39.892	+ 1.426	10:27:37.319	8 -	1:38.762	+ 0.296	10:35:52.695
4 -	1:39.310	+ 0.844	10:29:16.629	9 -	1:38.466		10:37:31.161
5 -	1:38.907	+ 0.441	10:30:55.536				
2	Mick WHITEHEAD		Caterham 7				
1 -	1:45.336	+ 6.049	10:24:01.164	6 -	1:40.150	+ 0.863	10:32:27.497
2 -	1:41.632	+ 2.345	10:25:42.796	7 -	1:41.814	+ 2.527	10:34:09.311
3 -	1:40.225	+ 0.938	10:27:23.021	8 -	1:39.287		10:35:48.598
4 -	1:43.793	+ 4.506	10:29:06.814	9 -	1:41.563	+ 2.276	10:37:30.161
5 -	1:40.533	+ 1.246	10:30:47.347				
4	Martin AMISON		Caterham 7				
1 -	1:47.427	+ 7.570	10:24:11.869	6 -	1:41.088	+ 1.231	10:32:35.961
2 -	1:41.308	+ 1.451	10:25:53.177	7 -	1:39.857		10:34:15.818
3 -	1:40.856	+ 0.999	10:27:34.033	8 -	1:40.244	+ 0.387	10:35:56.062
4 -	1:40.540	+ 0.683	10:29:14.573	9 -	1:40.028	+ 0.171	10:37:36.090
5 -	1:40.300	+ 0.443	10:30:54.873				
5	Nick FROST		Caterham 7				
1 -	1:44.798	+ 4.837	10:24:00.625	6 -	1:40.524	+ 0.563	10:32:27.212
2 -	1:43.085	+ 3.124	10:25:43.710	7 -	1:40.510	+ 0.549	10:34:07.722
3 -	1:40.357	+ 0.396	10:27:24.067	8 -	1:39.961		10:35:47.683
4 -	1:42.029	+ 2.068	10:29:06.096	9 -	1:40.486	+ 0.525	10:37:28.169
5 -	1:40.592	+ 0.631	10:30:46.688				
7	Nicholas HARYETT		Caterham 7				
1 -	1:44.698	+ 4.871	10:23:54.557	6 -	1:40.552	+ 0.725	10:32:23.122
2 -	1:42.842	+ 3.015	10:25:37.399	7 -	1:39.827		10:34:02.949
3 -	1:40.033	+ 0.206	10:27:17.432	8 -	1:41.198	+ 1.371	10:35:44.147
4 -	1:41.683	+ 1.856	10:28:59.115	9 -	1:40.364	+ 0.537	10:37:24.511
5 -	1:43.455	+ 3.628	10:30:42.570				
9	Adrian RUSSELL		Caterham 7				
1 -	1:46.779	+ 4.598	10:24:20.120	4 -	1:42.752	+ 0.571	10:29:28.173
2 -	1:43.120	+ 0.939	10:26:03.240	5 -	1:42.355	+ 0.174	10:31:10.528
3 -	1:42.181		10:27:45.421	6 -	2:37.515 P	+ 55.334	10:33:48.043
11	Jamie ELLWOOD		Caterham 7				
1 -	1:47.554	+ 6.913	10:24:24.674	3 -	1:45.231	+ 4.590	10:29:08.123
2 -	2:58.218 P	+ 1:17.577	10:27:22.892	4 -	1:40.641		10:30:48.764
21	Matt THOMPSON		Caterham 7				
1 -	1:48.577	+ 5.638	10:24:27.057	5 -	1:46.639	+ 3.700	10:31:31.382
2 -	1:48.323	+ 5.384	10:26:15.380	6 -	1:42.939		10:33:14.321
3 -	1:44.840	+ 1.901	10:28:00.220	7 -	1:43.224	+ 0.285	10:34:57.545
4 -	1:44.523	+ 1.584	10:29:44.743	8 -	1:43.797	+ 0.858	10:36:41.342
22	Peter MARSH		Caterham 7				
1 -	1:49.562	+ 4.912	10:24:26.226	5 -	1:45.913	+ 1.263	10:31:41.304
2 -	1:51.195	+ 6.545	10:26:17.421	6 -	1:48.041	+ 3.391	10:33:29.345
3 -	1:51.989	+ 7.339	10:28:09.410	7 -	1:45.303	+ 0.653	10:35:14.648
4 -	1:45.981	+ 1.331	10:29:55.391	8 -	1:44.650		10:36:59.298
25	Keith PENNINGTON		Caterham 7				
1 -	1:53.835	+ 12.125	10:24:19.336	6 -	1:42.401	+ 0.691	10:32:52.480
2 -	1:43.668	+ 1.958	10:26:03.004	7 -	1:42.390	+ 0.680	10:34:34.870
3 -	1:42.051	+ 0.341	10:27:45.055	8 -	1:41.871	+ 0.161	10:36:16.741
4 -	1:43.314	+ 1.604	10:29:28.369	9 -	1:41.906	+ 0.196	10:37:58.647

Car 5 - Transponder not working, fix or you will be ignored in the race.
 Car 42 - Transponder stopped working, please rectify.
 Weather / Track : Sunny / Dry

Cadwell Park
 Circuit Length = 2.1870 miles
 Start: 10:21 End: 10:38

McMillan Motorsport Caterham Graduate Championship (Mega)
QUALIFYING - RACE 5 - LAP ANALYSIS

5 -	1:41.710		10:31:10.079			
26	Ian NOBLE		Caterham 7			
1 -	1:47.837	+ 7.093	10:24:19.713	6 -	1:41.409	+ 0.665
2 -	1:41.784	+ 1.040	10:26:01.497	7 -	1:41.038	+ 0.294
3 -	1:41.057	+ 0.313	10:27:42.554	8 -	1:40.744	
4 -	1:41.194	+ 0.450	10:29:23.748	9 -	1:40.826	+ 0.082
5 -	1:41.167	+ 0.423	10:31:04.915			
28	Oliver GIBSON		Caterham 7			
1 -	1:47.702	+ 7.606	10:24:22.195	6 -	1:40.096	
2 -	1:41.741	+ 1.645	10:26:03.936	7 -	1:42.246	+ 2.150
3 -	1:41.567	+ 1.471	10:27:45.503	8 -	1:41.820	+ 1.724
4 -	1:42.164	+ 2.068	10:29:27.667	9 -	1:40.494	+ 0.398
5 -	1:40.937	+ 0.841	10:31:08.604			
36	Glenn BURTEISHAW		Caterham 7			
1 -	1:44.059	+ 3.508	10:23:55.627	6 -	1:40.813	+ 0.262
2 -	1:41.485	+ 0.934	10:25:37.112	7 -	1:40.620	+ 0.069
3 -	1:41.137	+ 0.586	10:27:18.249	8 -	1:41.489	+ 0.938
4 -	1:40.551		10:28:58.800	9 -	1:41.082	+ 0.531
5 -	1:46.599	+ 6.048	10:30:45.399			
38	Ian BRUNNING		Caterham 7			
1 -	1:56.725	+ 14.853	10:24:40.891	5 -	1:41.872	
2 -	1:48.078	+ 6.206	10:26:28.969	6 -	1:42.079	+ 0.207
3 -	1:47.984	+ 6.112	10:28:16.953	7 -	1:46.350	+ 4.478
4 -	1:43.385	+ 1.513	10:30:00.338	8 -	1:44.853	+ 2.981
42	John BENFIELD		Caterham 7			
1 -	1:56.472	+ 13.924	10:24:41.888	5 -	1:44.265	+ 1.717
2 -	1:46.566	+ 4.018	10:26:28.454	6 -	1:42.548	
3 -	1:44.390	+ 1.842	10:28:12.844	7 -	1:43.550	+ 1.002
4 -	1:43.491	+ 0.943	10:29:56.335	8 -	1:44.013	+ 1.465
44	Nick PANCISI		Caterham 7			
1 -	1:52.816	+ 12.614	10:24:18.589	6 -	1:40.202	
2 -	1:41.585	+ 1.383	10:26:00.174	7 -	1:40.890	+ 0.688
3 -	1:47.235	+ 7.033	10:27:47.409	8 -	1:40.725	+ 0.523
4 -	1:41.701	+ 1.499	10:29:29.110	9 -	1:41.046	+ 0.844
5 -	1:43.569	+ 3.367	10:31:12.679			
54	Peter FRITH		Caterham 7			
1 -	1:53.051	+ 12.128	10:24:18.012	6 -	1:41.739	+ 0.816
2 -	1:41.482	+ 0.559	10:25:59.494	7 -	1:42.521	+ 1.598
3 -	1:41.328	+ 0.405	10:27:40.822	8 -	1:40.923	
4 -	1:41.560	+ 0.637	10:29:22.382	9 -	1:41.867	+ 0.944
5 -	1:41.758	+ 0.835	10:31:04.140			
56	Brett RAY		Caterham 7			
1 -	1:56.588	+ 13.702	10:24:42.790	5 -	1:50.618	+ 7.732
2 -	1:49.208	+ 6.322	10:26:31.998	6 -	1:49.867	+ 6.981
3 -	1:52.154	+ 9.268	10:28:24.152	7 -	1:47.014	+ 4.128
4 -	1:53.631	+ 10.745	10:30:17.783	8 -	1:42.886	
63	Martin GEE		Caterham 7			
1 -	1:51.061	+ 7.244	10:24:24.575	5 -	1:43.817	
2 -	1:52.174	+ 8.357	10:26:16.749	6 -	1:43.880	+ 0.063
3 -	1:44.768	+ 0.951	10:28:01.517	7 -	1:43.892	+ 0.075
4 -	1:43.961	+ 0.144	10:29:45.478	8 -	1:43.862	+ 0.045

Car 5 - Transponder not working, fix or you will be ignored in the race.
 Car 42 - Transponder stopped working, please rectify.
 Weather / Track : Sunny / Dry


Cadwell Park
 Circuit Length = 2.1870 miles
 Start: 10:21 End: 10:38

McMillan Motorsport Caterham Graduate Championship (Mega)

RACE 5 - GRID

ROW 10		1:44.650 22 Peter MARSH	
ROW 9	1:43.817 63 Martin GEE		1:42.939 21 Matt THOMPSON
ROW 8	1:42.886 56 Brett RAY	1:42.548 42 John BENFIELD	
ROW 7		1:42.181 9 Adrian RUSSELL	1:41.872 38 Ian BRUNNING
ROW 6	1:41.710 25 Keith PENNINGTON	1:40.923 54 Peter FRITH	
ROW 5		1:40.744 26 Ian NOBLE	1:40.641 11 Jamie ELLWOOD
ROW 4	1:40.551 36 Glenn BURTENSHAW	1:40.202 44 Nick PANCISI	
ROW 3		1:40.096 28 Oliver GIBSON	1:39.961 5 Nick FROST
ROW 2	1:39.857 4 Martin AMISON	1:39.827 7 Nicholas HARYETT	
ROW 1		1:39.287 2 Mick WHITEHEAD	1:38.466 1 Myles PACKMAN

Pole



Cadwell Park
Circuit Length = 2.1870 miles

These results are provisional until the conclusion of any judicial and technical matters.


Clerk of Course :		Timekeeper :
-------------------	--	--------------

McMillan Motorsport Caterham Graduate Championship (Mega)

RACE 15 - GRID

ROW 10		1:47.554 11 Jamie ELLWOOD	
ROW 9	1:47.014 56 Brett RAY		1:45.303 22 Peter MARSH
ROW 8	1:43.862 63 Martin GEE	1:43.491 42 John BENFIELD	
ROW 7		1:43.224 21 Matt THOMPSON	1:42.355 9 Adrian RUSSELL
ROW 6	1:42.079 38 Ian BRUNNING	1:41.871 25 Keith PENNINGTON	
ROW 5		1:41.328 54 Peter FRITH	1:40.826 26 Ian NOBLE
ROW 4	1:40.725 44 Nick PANCISI	1:40.620 36 Glenn BURTENSHAW	
ROW 3		1:40.494 28 Oliver GIBSON	1:40.357 5 Nick FROST
ROW 2	1:40.150 2 Mick WHITEHEAD	1:40.033 7 Nicholas HARYETT	
ROW 1		1:40.028 4 Martin AMISON	1:38.762 1 Myles PACKMAN

Pole



Cadwell Park
Circuit Length = 2.1870 miles

These results are provisional until the conclusion of any judicial and technical matters.

Clerk of Course :		Timekeeper :
-------------------	--	--------------

McMillan Motorsport Caterham Graduate Championship (Mega)

RACE 5 - CLASSIFICATION

POS	NO	CL	NAME	ENTRY	LAPS	TIME	GAP	DIFF	MPH	BEST	ON
1	1		Myles PACKMAN	Caterham 7	13	21:48.897			78.19	1:39.205	12
2	5		Nick FROST	Caterham 7	13	22:01.976	13.079	13.079	77.42	1:40.316	6
3	28		Oliver GIBSON	Caterham 7	13	22:02.723	13.826	0.747	77.37	1:40.045	9
4	7		Nicholas HARYETT	Caterham 7	13	22:04.095	15.198	1.372	77.29	1:40.173	9
5	44		Nick PANCISI	Caterham 7	13	22:06.833	17.936	2.738	77.13	1:40.357	5
6	4		Martin AMISON	Caterham 7	13	22:07.392	18.495	0.559	77.10	1:40.653	12
7	2		Mick WHITEHEAD	Caterham 7	13	22:09.556	20.659	2.164	76.98	1:39.328	11
8	54		Peter FRITH	Caterham 7	13	22:13.929	25.032	4.373	76.72	1:40.985	8
9	26		Ian NOBLE	Caterham 7	13	22:14.230	25.333	0.301	76.71	1:40.803	11
10	9		Adrian RUSSELL	Caterham 7	13	22:23.150	34.253	8.920	76.20	1:40.413	11
11	25		Keith PENNINGTON	Caterham 7	13	22:27.480	38.583	4.330	75.95	1:41.293	6
12	21		Matt THOMPSON	Caterham 7	13	22:42.612	53.715	15.132	75.11	1:42.705	11
13	38		Ian BRUNNING	Caterham 7	13	22:44.228	55.331	1.616	75.02	1:42.525	8
14	63		Martin GEE	Caterham 7	13	22:45.329	56.432	1.101	74.96	1:42.608	13
15	42		John BENFIELD	Caterham 7	13	22:45.631	56.734	0.302	74.94	1:42.462	3
16	56		Brett RAY	Caterham 7	13	22:58.973	1:10.076	13.342	74.22	1:42.820	13
17	22		Peter MARSH	Caterham 7	13	22:59.960	1:11.063	0.987	74.16	1:43.905	13
NOT CLASSIFIED											
DNF	36		Glenn BURTENSHAW	Caterham 7	10	16:59.185	3 laps	3 laps	77.24	1:40.028	9
DNF	11		Jamie ELLWOOD	Caterham 7	7	11:57.466	6 laps	3 laps	76.81	1:39.725	5
FASTEST LAP											
	1		Myles PACKMAN	Caterham 7	12	1:39.205			79.36 mph	127.72 kph	

Car42 - Transponder still not working.

Weather / Track : Sunny / Dry

These results are provisional until the conclusion of any judicial and technical matters.

Cadwell Park

Circuit Length = 2.1870 miles

Start: 14:51 End: 15:14

Clerk of Course :

Timekeeper :

McMillan Motorsport Caterham Graduate Championship (Mega)

RACE 5 - LAP CHART

Lap 1			Lap 2			Lap 3			Lap 4			Lap 5		
No	Behind	Laptime	No	Behind	Laptime	No	Behind	Laptime	No	Behind	Laptime	No	Behind	Laptime
1		1:47.778	2		1:39.847	1		1:39.867	2		1:39.993	1		1:39.874
2	0.341	1:48.119	1	0.818	1:41.006	2	0.485	1:41.170	1	0.629	1:41.107	2	0.687	1:41.190
7	1.018	1:48.796	7	2.188	1:41.358	5	2.841	1:41.173	5	3.477	1:41.114	5	3.644	1:40.670
5	1.804	1:49.582	5	2.353	1:40.737	4	3.135	1:40.763	4	4.170	1:41.513	4	4.456	1:40.789
4	2.464	1:50.242	4	3.057	1:40.781	28	4.514	1:41.828	28	4.775	1:40.739	28	4.695	1:40.423
28	3.060	1:50.838	28	3.371	1:40.499	7	4.822	1:43.319	7	5.729	1:41.385	7	5.493	1:40.267
44	3.487	1:51.265	44	4.053	1:40.754	36	5.233	1:41.410	36	6.144	1:41.389	36	6.478	1:40.837
36	4.148	1:51.926	36	4.508	1:40.548	44	6.507	1:43.139	44	7.186	1:41.157	44	7.040	1:40.357
26	4.799	1:52.577	11	7.052	1:42.237	26	7.966	1:41.437	11	8.050	1:40.370	11	7.272	1:39.725
11	5.003	1:52.781	26	7.214	1:42.603	11	8.158	1:41.791	26	9.300	1:41.812	26	9.613	1:40.816
25	6.148	1:53.926	54	7.733	1:41.253	54	8.823	1:41.775	54	9.984	1:41.639	54	10.804	1:41.323
54	6.668	1:54.446	25	8.454	1:42.494	25	9.445	1:41.676	25	10.473	1:41.506	25	11.416	1:41.446
21	7.520	1:55.298	21	11.976	1:44.644	42	14.580	1:42.462	42	17.075	1:42.973	21	20.389	1:43.209
42	8.288	1:56.066	42	12.803	1:44.703	21	15.281	1:43.990	21	17.683	1:42.880	9	21.130	1:42.466
38	9.029	1:56.807	38	13.696	1:44.855	38	16.459	1:43.448	38	18.757	1:42.776	38	23.017	1:44.763
63	9.486	1:57.264	63	14.730	1:45.432	9	17.416	1:43.268	9	19.167	1:42.229	63	29.526	1:46.288
22	10.321	1:58.099	9	14.833	1:44.612	63	19.564	1:45.519	63	23.741	1:44.655	42	30.259	1:53.687
9	10.409	1:58.187	22	16.188	1:46.055	22	20.445	1:44.942	22	25.578	1:45.611	22	30.820	1:45.745
56	14.722	2:02.500	56	19.744	1:45.210	56	23.156	1:44.097	56	35.252	1:52.574	56	39.922	1:45.173

Car42 - Transponder still not working.

Weather / Track : Sunny / Dry

Cadwell Park
Circuit Length = 2.1870 miles
Start: 14:51 End: 15:14

McMillan Motorsport Caterham Graduate Championship (Mega)

RACE 5 - LAP CHART

Lap 6			Lap 7			Lap 8			Lap 9			Lap 10		
No	Behind	Laptime	No	Behind	Laptime	No	Behind	Laptime	No	Behind	Laptime	No	Behind	Laptime
1		1:40.493	1		1:39.766	1		1:39.968	1		1:39.928	1		1:39.888
2	1.005	1:40.811	2	1.397	1:40.158	2	1.121	1:39.692	2	1.022	1:39.829	2	1.061	1:39.927
5	3.467	1:40.316	5	4.818	1:41.117	5	5.870	1:41.020	5	6.868	1:40.926	5	7.984	1:41.004
4	4.644	1:40.681	28	5.427	1:40.546	7	6.880	1:40.850	7	7.125	1:40.173	28	9.125	1:41.173
28	4.647	1:40.445	7	5.998	1:40.396	28	7.723	1:42.264	28	7.840	1:40.045	7	9.345	1:42.108
7	5.368	1:40.368	4	6.612	1:41.734	36	8.384	1:41.086	36	8.484	1:40.028	36	9.510	1:40.914
36	6.487	1:40.502	36	7.266	1:40.545	4	9.246	1:42.602	4	10.098	1:40.780	4	11.286	1:41.076
11	6.906	1:40.127	11	7.575	1:40.435	44	10.021	1:41.201	44	12.051	1:41.958	44	12.653	1:40.490
44	7.878	1:41.331	44	8.788	1:40.676	26	13.177	1:41.493	54	14.917	1:41.101	54	16.888	1:41.859
26	10.014	1:40.894	26	11.652	1:41.404	54	13.744	1:40.985	26	15.624	1:42.375	26	17.809	1:42.073
54	11.373	1:41.062	54	12.727	1:41.120	25	17.067	1:43.170	25	21.107	1:43.968	25	24.818	1:43.599
25	12.216	1:41.293	25	13.865	1:41.415	9	27.202	1:41.679	9	28.841	1:41.567	9	29.988	1:41.035
9	23.378	1:42.741	9	25.491	1:41.879	21	32.171	1:44.045	21	35.615	1:43.372	21	38.821	1:43.094
21	24.215	1:44.319	21	28.094	1:43.645	38	32.675	1:42.525	38	36.669	1:43.922	38	39.911	1:43.130
38	26.349	1:43.825	38	30.118	1:43.535	42	39.259	1:42.822	42	42.495	1:43.164	42	45.754	1:43.147
42	33.182	1:43.416	42	36.405	1:42.989	63	39.794	1:42.787	63	42.757	1:42.891	63	46.053	1:43.184
63	33.682	1:44.649	63	36.975	1:43.059	22	45.394	1:45.437	22	51.026	1:45.560	22	56.890	1:45.752
22	35.000	1:44.673	22	39.925	1:44.691	56	51.299	1:42.856	56	54.267	1:42.896	56	58.300	1:43.921
56	43.593	1:44.164	56	48.411	1:44.584									

Car42 - Transponder still not working.

Weather / Track : Sunny / Dry

Cadwell Park
 Circuit Length = 2.1870 miles
 Start: 14:51 End: 15:14

McMillan Motorsport Caterham Graduate Championship (Mega)

RACE 5 - LAP CHART

Lap 11			Lap 12			Lap 13		
No	Behind	Laptime	No	Behind	Laptime	No	Behind	Laptime
1		1:39.617	1		1:39.205	1		1:40.400
2	0.772	1:39.328	2	0.913	1:39.346	5	13.079	1:41.582
5	9.631	1:41.264	5	11.897	1:41.471	28	13.826	1:41.615
28	9.876	1:40.368	7	12.560	1:40.652	7	15.198	1:43.038
7	11.113	1:41.385	28	12.611	1:41.940	44	17.936	1:41.901
44	14.435	1:41.399	44	16.435	1:41.205	4	18.495	1:41.375
4	16.072	1:44.403	4	17.520	1:40.653	2	20.659	2:00.146
54	18.659	1:41.388	26	22.018	1:42.228	54	25.032	1:43.096
26	18.995	1:40.803	54	22.336	1:42.882	26	25.333	1:43.715
25	29.413	1:44.212	9	33.680	1:42.101	9	34.253	1:40.973
9	30.784	1:40.413	25	35.687	1:45.479	25	38.583	1:43.296
21	41.909	1:42.705	21	46.484	1:43.780	21	53.715	1:47.631
38	43.172	1:42.878	38	52.347	1:48.380	38	55.331	1:43.384
42	49.794	1:43.657	42	53.460	1:42.871	63	56.432	1:42.608
63	50.375	1:43.939	63	54.224	1:43.054	42	56.734	1:43.674
22	1:01.971	1:44.698	22	1:07.558	1:44.792	56	1:10.076	1:42.820
56	1:02.355	1:43.672	56	1:07.656	1:44.506	22	1:11.063	1:43.905

Car42 - Transponder still not working.

Weather / Track : Sunny / Dry

Cadwell Park
 Circuit Length = 2.1870 miles
 Start: 14:51 End: 15:14

McMillan Motorsport Caterham Graduate Championship (Mega)

RACE 5 - LAP ANALYSIS

1	Myles PACKMAN						Caterham 7
1 -	1:47.778	+ 8.573	14:52:49.421	8 -	1:39.968	+ 0.763	15:04:31.502
2 -	1:41.006	+ 1.801	14:54:30.427	9 -	1:39.928	+ 0.723	15:06:11.430
3 -	1:39.867	+ 0.662	14:56:10.294	10 -	1:39.888	+ 0.683	15:07:51.318
4 -	1:41.107	+ 1.902	14:57:51.401	11 -	1:39.617	+ 0.412	15:09:30.935
5 -	1:39.874	+ 0.669	14:59:31.275	12 -	1:39.205		15:11:10.140
6 -	1:40.493	+ 1.288	15:01:11.768	13 -	1:40.400	+ 1.195	15:12:50.540
7 -	1:39.766	+ 0.561	15:02:51.534				
2	Mick WHITEHEAD						Caterham 7
1 -	1:48.119	+ 8.791	14:52:49.762	8 -	1:39.692	+ 0.364	15:04:32.623
2 -	1:39.847	+ 0.519	14:54:29.609	9 -	1:39.829	+ 0.501	15:06:12.452
3 -	1:41.170	+ 1.842	14:56:10.779	10 -	1:39.927	+ 0.599	15:07:52.379
4 -	1:39.993	+ 0.665	14:57:50.772	11 -	1:39.328		15:09:31.707
5 -	1:41.190	+ 1.862	14:59:31.962	12 -	1:39.346	+ 0.018	15:11:11.053
6 -	1:40.811	+ 1.483	15:01:12.773	13 -	2:00.146	+ 20.818	15:13:11.199
7 -	1:40.158	+ 0.830	15:02:52.931				
4	Martin AMISON						Caterham 7
1 -	1:50.242	+ 9.589	14:52:51.885	8 -	1:42.602	+ 1.949	15:04:40.748
2 -	1:40.781	+ 0.128	14:54:32.666	9 -	1:40.780	+ 0.127	15:06:21.528
3 -	1:40.763	+ 0.110	14:56:13.429	10 -	1:41.076	+ 0.423	15:08:02.604
4 -	1:41.513	+ 0.860	14:57:54.942	11 -	1:44.403	+ 3.750	15:09:47.007
5 -	1:40.789	+ 0.136	14:59:35.731	12 -	1:40.653		15:11:27.660
6 -	1:40.681	+ 0.028	15:01:16.412	13 -	1:41.375	+ 0.722	15:13:09.035
7 -	1:41.734	+ 1.081	15:02:58.146				
5	Nick FROST						Caterham 7
1 -	1:49.582	+ 9.266	14:52:51.225	8 -	1:41.020	+ 0.704	15:04:37.372
2 -	1:40.737	+ 0.421	14:54:31.962	9 -	1:40.926	+ 0.610	15:06:18.298
3 -	1:41.173	+ 0.857	14:56:13.135	10 -	1:41.004	+ 0.688	15:07:59.302
4 -	1:41.114	+ 0.798	14:57:54.249	11 -	1:41.264	+ 0.948	15:09:40.566
5 -	1:40.670	+ 0.354	14:59:34.919	12 -	1:41.471	+ 1.155	15:11:22.037
6 -	1:40.316		15:01:15.235	13 -	1:41.582	+ 1.266	15:13:03.619
7 -	1:41.117	+ 0.801	15:02:56.352				
7	Nicholas HARYETT						Caterham 7
1 -	1:48.796	+ 8.623	14:52:50.439	8 -	1:40.850	+ 0.677	15:04:38.382
2 -	1:41.358	+ 1.185	14:54:31.797	9 -	1:40.173		15:06:18.555
3 -	1:43.319	+ 3.146	14:56:15.116	10 -	1:42.108	+ 1.935	15:08:00.663
4 -	1:41.385	+ 1.212	14:57:56.501	11 -	1:41.385	+ 1.212	15:09:42.048
5 -	1:40.267	+ 0.094	14:59:36.768	12 -	1:40.652	+ 0.479	15:11:22.700
6 -	1:40.368	+ 0.195	15:01:17.136	13 -	1:43.038	+ 2.865	15:13:05.738
7 -	1:40.396	+ 0.223	15:02:57.532				
9	Adrian RUSSELL						Caterham 7
1 -	1:58.187	+ 17.774	14:52:59.830	8 -	1:41.679	+ 1.266	15:04:58.704
2 -	1:44.612	+ 4.199	14:54:44.442	9 -	1:41.567	+ 1.154	15:06:40.271
3 -	1:43.268	+ 2.855	14:56:27.710	10 -	1:41.035	+ 0.622	15:08:21.306
4 -	1:42.229	+ 1.816	14:58:09.939	11 -	1:40.413		15:10:01.719
5 -	1:42.466	+ 2.053	14:59:52.405	12 -	1:42.101	+ 1.688	15:11:43.820
6 -	1:42.741	+ 2.328	15:01:35.146	13 -	1:40.973	+ 0.560	15:13:24.793
7 -	1:41.879	+ 1.466	15:03:17.025				
11	Jamie ELLWOOD						Caterham 7
1 -	1:52.781	+ 13.056	14:52:54.424	5 -	1:39.725		14:59:38.547
2 -	1:42.237	+ 2.512	14:54:36.661	6 -	1:40.127	+ 0.402	15:01:18.674
3 -	1:41.791	+ 2.066	14:56:18.452	7 -	1:40.435	+ 0.710	15:02:59.109
4 -	1:40.370	+ 0.645	14:57:58.822				
21	Matt THOMPSON						Caterham 7
1 -	1:55.298	+ 12.593	14:52:56.941	8 -	1:44.045	+ 1.340	15:05:03.673

Car42 - Transponder still not working.

Weather / Track : Sunny / Dry

Cadwell Park
Circuit Length = 2.1870 miles
Start: 14:51 End: 15:14

McMillan Motorsport Caterham Graduate Championship (Mega)

RACE 5 - LAP ANALYSIS

2 -	1:44.644	+ 1.939	14:54:41.585	9 -	1:43.372	+ 0.667	15:06:47.045
3 -	1:43.990	+ 1.285	14:56:25.575	10 -	1:43.094	+ 0.389	15:08:30.139
4 -	1:42.880	+ 0.175	14:58:08.455	11 -	1:42.705		15:10:12.844
5 -	1:43.209	+ 0.504	14:59:51.664	12 -	1:43.780	+ 1.075	15:11:56.624
6 -	1:44.319	+ 1.614	15:01:35.983	13 -	1:47.631	+ 4.926	15:13:44.255
7 -	1:43.645	+ 0.940	15:03:19.628				
22	Peter MARSH Caterham 7						
1 -	1:58.099	+ 14.194	14:52:59.742	8 -	1:45.437	+ 1.532	15:05:16.896
2 -	1:46.055	+ 2.150	14:54:45.797	9 -	1:45.560	+ 1.655	15:07:02.456
3 -	1:44.942	+ 1.037	14:56:30.739	10 -	1:45.752	+ 1.847	15:08:48.208
4 -	1:45.611	+ 1.706	14:58:16.350	11 -	1:44.698	+ 0.793	15:10:32.906
5 -	1:45.745	+ 1.840	15:00:02.095	12 -	1:44.792	+ 0.887	15:12:17.698
6 -	1:44.673	+ 0.768	15:01:46.768	13 -	1:43.905		15:14:01.603
7 -	1:44.691	+ 0.786	15:03:31.459				
25	Keith PENNINGTON Caterham 7						
1 -	1:53.926	+ 12.633	14:52:55.569	8 -	1:43.170	+ 1.877	15:04:48.569
2 -	1:42.494	+ 1.201	14:54:38.063	9 -	1:43.968	+ 2.675	15:06:32.537
3 -	1:41.676	+ 0.383	14:56:19.739	10 -	1:43.599	+ 2.306	15:08:16.136
4 -	1:41.506	+ 0.213	14:58:01.245	11 -	1:44.212	+ 2.919	15:10:00.348
5 -	1:41.446	+ 0.153	14:59:42.691	12 -	1:45.479	+ 4.186	15:11:45.827
6 -	1:41.293		15:01:23.984	13 -	1:43.296	+ 2.003	15:13:29.123
7 -	1:41.415	+ 0.122	15:03:05.399				
26	Ian NOBLE Caterham 7						
1 -	1:52.577	+ 11.774	14:52:54.220	8 -	1:41.493	+ 0.690	15:04:44.679
2 -	1:42.603	+ 1.800	14:54:36.823	9 -	1:42.375	+ 1.572	15:06:27.054
3 -	1:41.437	+ 0.634	14:56:18.260	10 -	1:42.073	+ 1.270	15:08:09.127
4 -	1:41.812	+ 1.009	14:58:00.072	11 -	1:40.803		15:09:49.930
5 -	1:40.816	+ 0.013	14:59:40.888	12 -	1:42.228	+ 1.425	15:11:32.158
6 -	1:40.894	+ 0.091	15:01:21.782	13 -	1:43.715	+ 2.912	15:13:15.873
7 -	1:41.404	+ 0.601	15:03:03.186				
28	Oliver GIBSON Caterham 7						
1 -	1:50.838	+ 10.793	14:52:52.481	8 -	1:42.264	+ 2.219	15:04:39.225
2 -	1:40.499	+ 0.454	14:54:32.980	9 -	1:40.045		15:06:19.270
3 -	1:41.828	+ 1.783	14:56:14.808	10 -	1:41.173	+ 1.128	15:08:00.443
4 -	1:40.739	+ 0.694	14:57:55.547	11 -	1:40.368	+ 0.323	15:09:40.811
5 -	1:40.423	+ 0.378	14:59:35.970	12 -	1:41.940	+ 1.895	15:11:22.751
6 -	1:40.445	+ 0.400	15:01:16.415	13 -	1:41.615	+ 1.570	15:13:04.366
7 -	1:40.546	+ 0.501	15:02:56.961				
36	Glenn BURTENSHAW Caterham 7						
1 -	1:51.926	+ 11.898	14:52:53.569	6 -	1:40.502	+ 0.474	15:01:18.255
2 -	1:40.548	+ 0.520	14:54:34.117	7 -	1:40.545	+ 0.517	15:02:58.800
3 -	1:41.410	+ 1.382	14:56:15.527	8 -	1:41.086	+ 1.058	15:04:39.886
4 -	1:41.389	+ 1.361	14:57:56.916	9 -	1:40.028		15:06:19.914
5 -	1:40.837	+ 0.809	14:59:37.753	10 -	1:40.914	+ 0.886	15:08:00.828
38	Ian BRUNNING Caterham 7						
1 -	1:56.807	+ 14.282	14:52:58.450	8 -	1:42.525		15:05:04.177
2 -	1:44.855	+ 2.330	14:54:43.305	9 -	1:43.922	+ 1.397	15:06:48.099
3 -	1:43.448	+ 0.923	14:56:26.753	10 -	1:43.130	+ 0.605	15:08:31.229
4 -	1:42.776	+ 0.251	14:58:09.529	11 -	1:42.878	+ 0.353	15:10:14.107
5 -	1:44.763	+ 2.238	14:59:54.292	12 -	1:48.380	+ 5.855	15:12:02.487
6 -	1:43.825	+ 1.300	15:01:38.117	13 -	1:43.384	+ 0.859	15:13:45.871
7 -	1:43.535	+ 1.010	15:03:21.652				
42	John BENFIELD Caterham 7						
1 -	1:56.066	+ 13.604	14:52:57.709	8 -	1:42.822	+ 0.360	15:05:10.761
2 -	1:44.703	+ 2.241	14:54:42.412	9 -	1:43.164	+ 0.702	15:06:53.925
3 -	1:42.462		14:56:24.874	10 -	1:43.147	+ 0.685	15:08:37.072

Car42 - Transponder still not working.

Weather / Track : Sunny / Dry

Cadwell Park
Circuit Length = 2.1870 miles
Start: 14:51 End: 15:14

McMillan Motorsport Caterham Graduate Championship (Mega)

RACE 5 - LAP ANALYSIS

4 -	1:42.973	+ 0.511	14:58:07.847	11 -	1:43.657	+ 1.195	15:10:20.729
5 -	1:53.687	+ 11.225	15:00:01.534	12 -	1:42.871	+ 0.409	15:12:03.600
6 -	1:43.416	+ 0.954	15:01:44.950	13 -	1:43.674	+ 1.212	15:13:47.274
7 -	1:42.989	+ 0.527	15:03:27.939				
44	Nick PANCISI Caterham 7						
1 -	1:51.265	+ 10.908	14:52:52.908	8 -	1:41.201	+ 0.844	15:04:41.523
2 -	1:40.754	+ 0.397	14:54:33.662	9 -	1:41.958	+ 1.601	15:06:23.481
3 -	1:43.139	+ 2.782	14:56:16.801	10 -	1:40.490	+ 0.133	15:08:03.971
4 -	1:41.157	+ 0.800	14:57:57.958	11 -	1:41.399	+ 1.042	15:09:45.370
5 -	1:40.357		14:59:38.315	12 -	1:41.205	+ 0.848	15:11:26.575
6 -	1:41.331	+ 0.974	15:01:19.646	13 -	1:41.901	+ 1.544	15:13:08.476
7 -	1:40.676	+ 0.319	15:03:00.322				
54	Peter FRITH Caterham 7						
1 -	1:54.446	+ 13.461	14:52:56.089	8 -	1:40.985		15:04:45.246
2 -	1:41.253	+ 0.268	14:54:37.342	9 -	1:41.101	+ 0.116	15:06:26.347
3 -	1:41.775	+ 0.790	14:56:19.117	10 -	1:41.859	+ 0.874	15:08:08.206
4 -	1:41.639	+ 0.654	14:58:00.756	11 -	1:41.388	+ 0.403	15:09:49.594
5 -	1:41.323	+ 0.338	14:59:42.079	12 -	1:42.882	+ 1.897	15:11:32.476
6 -	1:41.062	+ 0.077	15:01:23.141	13 -	1:43.096	+ 2.111	15:13:15.572
7 -	1:41.120	+ 0.135	15:03:04.261				
56	Brett RAY Caterham 7						
1 -	2:02.500	+ 19.680	14:53:04.143	8 -	1:42.856	+ 0.036	15:05:22.801
2 -	1:45.210	+ 2.390	14:54:49.353	9 -	1:42.896	+ 0.076	15:07:05.697
3 -	1:44.097	+ 1.277	14:56:33.450	10 -	1:43.921	+ 1.101	15:08:49.618
4 -	1:52.574	+ 9.754	14:58:26.024	11 -	1:43.672	+ 0.852	15:10:33.290
5 -	1:45.173	+ 2.353	15:00:11.197	12 -	1:44.506	+ 1.686	15:12:17.796
6 -	1:44.164	+ 1.344	15:01:55.361	13 -	1:42.820		15:14:00.616
7 -	1:44.584	+ 1.764	15:03:39.945				
63	Martin GEE Caterham 7						
1 -	1:57.264	+ 14.656	14:52:58.907	8 -	1:42.787	+ 0.179	15:05:11.296
2 -	1:45.432	+ 2.824	14:54:44.339	9 -	1:42.891	+ 0.283	15:06:54.187
3 -	1:45.519	+ 2.911	14:56:29.858	10 -	1:43.184	+ 0.576	15:08:37.371
4 -	1:44.655	+ 2.047	14:58:14.513	11 -	1:43.939	+ 1.331	15:10:21.310
5 -	1:46.288	+ 3.680	15:00:00.801	12 -	1:43.054	+ 0.446	15:12:04.364
6 -	1:44.649	+ 2.041	15:01:45.450	13 -	1:42.608		15:13:46.972
7 -	1:43.059	+ 0.451	15:03:28.509				

Car42 - Transponder still not working.

Weather / Track : Sunny / Dry

Cadwell Park
Circuit Length = 2.1870 miles
Start: 14:51 End: 15:14

McMillan Motorsport Caterham Graduate Championship (Mega)

RACE 15 - CLASSIFICATION

POS	NO	CL	NAME	ENTRY	LAPS	TIME	GAP	DIFF	MPH	BEST	ON
1	4		Martin AMISON	Caterham 7	8	13:41.261			76.69	1:40.938	8
2	2		Mick WHITEHEAD	Caterham 7	8	13:42.679	1.418	1.418	76.56	1:40.627	7
3	7		Nicholas HARYETT	Caterham 7	8	13:43.566	2.305	0.887	76.47	1:40.367	8
4	36		Glenn BURTENSHAW	Caterham 7	8	13:45.025	3.764	1.459	76.34	1:40.097	8
5	5		Nick FROST	Caterham 7	8	13:46.080	4.819	1.055	76.24	1:40.321	8
6	44		Nick PANCISI	Caterham 7	8	13:47.063	5.802	0.983	76.15	1:40.981	4
7	28		Oliver GIBSON	Caterham 7	8	13:47.651	6.390	0.588	76.10	1:41.065	4
8	54		Peter FRITH	Caterham 7	8	13:47.914	6.653	0.263	76.07	1:40.421	8
9	26		Ian NOBLE	Caterham 7	8	13:49.866	8.605	1.952	75.89	1:40.627	8
10	21		Matt THOMPSON	Caterham 7	8	13:50.444	9.183	0.578	75.84	1:40.845	8
11	9		Adrian RUSSELL	Caterham 7	8	13:51.330	10.069	0.886	75.76	1:41.134	5
12	1		Myles PACKMAN	Caterham 7	8	13:51.717	10.456	0.387	75.72	1:40.544	8
13	25		Keith PENNINGTON	Caterham 7	8	13:52.973	11.712	1.256	75.61	1:41.985	5
14	56		Brett RAY	Caterham 7	8	13:53.250	11.989	0.277	75.58	1:41.287	3
15	63		Martin GEE	Caterham 7	8	14:09.084	27.823	15.834	74.17	1:43.149	6
16	42		John BENFIELD	Caterham 7	8	14:13.337	32.076	4.253	73.81	1:42.693	8
NOT CLASSIFIED											
RET	38		Ian BRUNNING	Caterham 7	8	14:08.393	27.132		74.24	1:43.273	8
RET	22		Peter MARSH	Caterham 7	8	14:09.793	28.532	1.400	74.11	1:43.858	8
FASTEST LAP											
	36		Glenn BURTENSHAW	Caterham 7	8	1:40.097			78.65 mph	126.58 kph	

Weather / Track : Sunny / Dry

These results are provisional until the conclusion of any judicial and technical matters.

Cadwell Park

Circuit Length = 2.1870 miles

Start: 12:52 End: 13:10

Clerk of Course :		Timekeeper :
-------------------	--	--------------

McMillan Motorsport Caterham Graduate Championship (Mega)

RACE 15 - LAP CHART

Lap 1			Lap 2			Lap 3			Lap 4			Lap 5		
No	Behind	Laptime	No	Behind	Laptime	No	Behind	Laptime	No	Behind	Laptime	No	Behind	Laptime
4		1:48.695	4		1:42.880	4		1:42.805	7		1:40.999	4		1:41.142
7	0.268	1:48.963	7	0.274	1:42.886	7	0.176	1:42.707	4	0.665	1:41.840	7	1.957	1:43.764
2	0.619	1:49.314	2	0.790	1:43.051	2	1.045	1:43.060	2	1.265	1:41.395	2	2.070	1:42.612
1	1.015	1:49.710	1	1.137	1:43.002	1	1.303	1:42.971	1	1.618	1:41.490	1	2.570	1:42.759
36	1.554	1:50.249	36	1.453	1:42.779	36	1.614	1:42.966	36	1.974	1:41.535	36	2.805	1:42.638
44	1.995	1:50.690	44	1.990	1:42.875	44	2.810	1:43.625	44	2.616	1:40.981	44	3.683	1:42.874
28	2.633	1:51.328	28	2.434	1:42.681	28	3.108	1:43.479	28	2.998	1:41.065	28	4.103	1:42.912
5	2.917	1:51.612	26	2.847	1:42.139	5	3.423	1:43.176	5	3.343	1:41.095	5	4.222	1:42.686
26	3.588	1:52.283	5	3.052	1:43.015	54	4.297	1:42.595	26	5.023	1:41.783	26	4.782	1:41.566
9	4.082	1:52.777	9	3.825	1:42.623	26	4.415	1:44.373	54	5.563	1:42.441	9	5.564	1:41.134
21	5.138	1:53.833	54	4.507	1:41.923	9	4.791	1:43.771	9	6.237	1:42.621	54	6.136	1:42.380
54	5.464	1:54.159	21	5.656	1:43.398	21	5.913	1:43.062	21	7.087	1:42.349	21	6.814	1:41.534
25	6.840	1:55.535	25	6.972	1:43.012	25	6.966	1:42.799	25	8.045	1:42.254	25	8.223	1:41.985
38	7.619	1:56.314	38	8.742	1:44.003	56	7.304	1:41.287	56	8.575	1:42.446	56	8.592	1:41.824
22	8.758	1:57.453	56	8.822	1:41.812	38	10.328	1:44.391	38	14.225	1:45.072	38	18.322	1:45.904
63	9.841	1:58.536	22	10.483	1:44.605	22	12.182	1:44.504	22	16.115	1:45.108	22	19.482	1:45.174
56	9.890	1:58.585	63	13.776	1:46.815	63	16.416	1:45.445	63	19.493	1:44.252	63	21.904	1:44.218
42	12.565	2:01.260	42	15.345	1:45.660	42	18.788	1:46.248	42	21.724	1:44.111	42	26.486	1:46.569

Weather / Track : Sunny / Dry

Cadwell Park
 Circuit Length = 2.1870 miles
 Start: 12:52 End: 13:10

McMillan Motorsport Caterham Graduate Championship (Mega)

RACE 15 - LAP CHART

Lap 6			Lap 7			Lap 8		
No	Behind	Laptime	No	Behind	Laptime	No	Behind	Laptime
4		1:41.470	4		1:41.491	4		1:40.938
2	2.424	1:41.824	2	1.560	1:40.627	2	1.418	1:40.796
7	3.098	1:42.611	7	2.876	1:41.269	7	2.305	1:40.367
36	4.387	1:43.052	36	4.605	1:41.709	36	3.764	1:40.097
44	5.242	1:43.029	44	5.237	1:41.486	5	4.819	1:40.321
28	5.953	1:43.320	5	5.436	1:40.630	44	5.802	1:41.503
5	6.297	1:43.545	28	6.218	1:41.756	28	6.390	1:41.110
26	7.637	1:44.325	54	7.170	1:40.932	54	6.653	1:40.421
54	7.729	1:43.063	26	8.916	1:42.770	26	8.605	1:40.627
9	8.110	1:44.016	21	9.276	1:42.390	21	9.183	1:40.845
21	8.377	1:43.033	9	9.492	1:42.873	9	10.069	1:41.515
25	9.155	1:42.402	25	10.603	1:42.939	1	10.456	1:40.544
1	9.737	1:48.637	1	10.850	1:42.604	25	11.712	1:42.047
56	10.294	1:43.172	56	11.225	1:42.422	56	11.989	1:41.702
38	21.626	1:44.774	38	24.797	1:44.662	38	27.132	1:43.273
22	22.145	1:44.133	63	25.594	1:43.502	63	27.823	1:43.167
63	23.583	1:43.149	22	25.612	1:44.958	22	28.532	1:43.858
42	28.434	1:43.418	42	30.321	1:43.378	42	32.076	1:42.693

Weather / Track : Sunny / Dry

Cadwell Park
 Circuit Length = 2.1870 miles
 Start: 12:52 End: 13:10

McMillan Motorsport Caterham Graduate Championship (Mega)

RACE 15 - LAP ANALYSIS

1	Myles PACKMAN						Caterham 7
1 -	1:49.710	+ 9.166	12:54:42.435	5 -	1:42.759	+ 2.215	13:01:32.657
2 -	1:43.002	+ 2.458	12:56:25.437	6 -	1:48.637	+ 8.093	13:03:21.294
3 -	1:42.971	+ 2.427	12:58:08.408	7 -	1:42.604	+ 2.060	13:05:03.898
4 -	1:41.490	+ 0.946	12:59:49.898	8 -	1:40.544		13:06:44.442
2	Mick WHITEHEAD						Caterham 7
1 -	1:49.314	+ 8.687	12:54:42.039	5 -	1:42.612	+ 1.985	13:01:32.157
2 -	1:43.051	+ 2.424	12:56:25.090	6 -	1:41.824	+ 1.197	13:03:13.981
3 -	1:43.060	+ 2.433	12:58:08.150	7 -	1:40.627		13:04:54.608
4 -	1:41.395	+ 0.768	12:59:49.545	8 -	1:40.796	+ 0.169	13:06:35.404
4	Martin AMISON						Caterham 7
1 -	1:48.695	+ 7.757	12:54:41.420	5 -	1:41.142	+ 0.204	13:01:30.087
2 -	1:42.880	+ 1.942	12:56:24.300	6 -	1:41.470	+ 0.532	13:03:11.557
3 -	1:42.805	+ 1.867	12:58:07.105	7 -	1:41.491	+ 0.553	13:04:53.048
4 -	1:41.840	+ 0.902	12:59:48.945	8 -	1:40.938		13:06:33.986
5	Nick FROST						Caterham 7
1 -	1:51.612	+ 11.291	12:54:44.337	5 -	1:42.686	+ 2.365	13:01:34.309
2 -	1:43.015	+ 2.694	12:56:27.352	6 -	1:43.545	+ 3.224	13:03:17.854
3 -	1:43.176	+ 2.855	12:58:10.528	7 -	1:40.630	+ 0.309	13:04:58.484
4 -	1:41.095	+ 0.774	12:59:51.623	8 -	1:40.321		13:06:38.805
7	Nicholas HARYETT						Caterham 7
1 -	1:48.963	+ 8.596	12:54:41.688	5 -	1:43.764	+ 3.397	13:01:32.044
2 -	1:42.886	+ 2.519	12:56:24.574	6 -	1:42.611	+ 2.244	13:03:14.655
3 -	1:42.707	+ 2.340	12:58:07.281	7 -	1:41.269	+ 0.902	13:04:55.924
4 -	1:40.999	+ 0.632	12:59:48.280	8 -	1:40.367		13:06:36.291
9	Adrian RUSSELL						Caterham 7
1 -	1:52.777	+ 11.643	12:54:45.502	5 -	1:41.134		13:01:35.651
2 -	1:42.623	+ 1.489	12:56:28.125	6 -	1:44.016	+ 2.882	13:03:19.667
3 -	1:43.771	+ 2.637	12:58:11.896	7 -	1:42.873	+ 1.739	13:05:02.540
4 -	1:42.621	+ 1.487	12:59:54.517	8 -	1:41.515	+ 0.381	13:06:44.055
21	Matt THOMPSON						Caterham 7
1 -	1:53.833	+ 12.988	12:54:46.558	5 -	1:41.534	+ 0.689	13:01:36.901
2 -	1:43.398	+ 2.553	12:56:29.956	6 -	1:43.033	+ 2.188	13:03:19.934
3 -	1:43.062	+ 2.217	12:58:13.018	7 -	1:42.390	+ 1.545	13:05:02.324
4 -	1:42.349	+ 1.504	12:59:55.367	8 -	1:40.845		13:06:43.169
22	Peter MARSH						Caterham 7
1 -	1:57.453	+ 13.595	12:54:50.178	5 -	1:45.174	+ 1.316	13:01:49.569
2 -	1:44.605	+ 0.747	12:56:34.783	6 -	1:44.133	+ 0.275	13:03:33.702
3 -	1:44.504	+ 0.646	12:58:19.287	7 -	1:44.958	+ 1.100	13:05:18.660
4 -	1:45.108	+ 1.250	13:00:04.395	8 -	1:43.858		13:07:02.518
25	Keith PENNINGTON						Caterham 7
1 -	1:55.535	+ 13.550	12:54:48.260	5 -	1:41.985		13:01:38.310
2 -	1:43.012	+ 1.027	12:56:31.272	6 -	1:42.402	+ 0.417	13:03:20.712
3 -	1:42.799	+ 0.814	12:58:14.071	7 -	1:42.939	+ 0.954	13:05:03.651
4 -	1:42.254	+ 0.269	12:59:56.325	8 -	1:42.047	+ 0.062	13:06:45.698
26	Ian NOBLE						Caterham 7
1 -	1:52.283	+ 11.656	12:54:45.008	5 -	1:41.566	+ 0.939	13:01:34.869
2 -	1:42.139	+ 1.512	12:56:27.147	6 -	1:44.325	+ 3.698	13:03:19.194
3 -	1:44.373	+ 3.746	12:58:11.520	7 -	1:42.770	+ 2.143	13:05:01.964
4 -	1:41.783	+ 1.156	12:59:53.303	8 -	1:40.627		13:06:42.591

Weather / Track : Sunny / Dry

Cadwell Park
Circuit Length = 2.1870 miles
Start: 12:52 End: 13:10

McMillan Motorsport Caterham Graduate Championship (Mega)

RACE 15 - LAP ANALYSIS

28	Oliver GIBSON		Caterham 7				
1 -	1:51.328	+ 10.263	12:54:44.053	5 -	1:42.912	+ 1.847	13:01:34.190
2 -	1:42.681	+ 1.616	12:56:26.734	6 -	1:43.320	+ 2.255	13:03:17.510
3 -	1:43.479	+ 2.414	12:58:10.213	7 -	1:41.756	+ 0.691	13:04:59.266
4 -	1:41.065		12:59:51.278	8 -	1:41.110	+ 0.045	13:06:40.376
36	Glenn BURTENSHAW		Caterham 7				
1 -	1:50.249	+ 10.152	12:54:42.974	5 -	1:42.638	+ 2.541	13:01:32.892
2 -	1:42.779	+ 2.682	12:56:25.753	6 -	1:43.052	+ 2.955	13:03:15.944
3 -	1:42.966	+ 2.869	12:58:08.719	7 -	1:41.709	+ 1.612	13:04:57.653
4 -	1:41.535	+ 1.438	12:59:50.254	8 -	1:40.097		13:06:37.750
38	Ian BRUNNING		Caterham 7				
1 -	1:56.314	+ 13.041	12:54:49.039	5 -	1:45.904	+ 2.631	13:01:48.409
2 -	1:44.003	+ 0.730	12:56:33.042	6 -	1:44.774	+ 1.501	13:03:33.183
3 -	1:44.391	+ 1.118	12:58:17.433	7 -	1:44.662	+ 1.389	13:05:17.845
4 -	1:45.072	+ 1.799	13:00:02.505	8 -	1:43.273		13:07:01.118
42	John BENFIELD		Caterham 7				
1 -	2:01.260	+ 18.567	12:54:53.985	5 -	1:46.569	+ 3.876	13:01:56.573
2 -	1:45.660	+ 2.967	12:56:39.645	6 -	1:43.418	+ 0.725	13:03:39.991
3 -	1:46.248	+ 3.555	12:58:25.893	7 -	1:43.378	+ 0.685	13:05:23.369
4 -	1:44.111	+ 1.418	13:00:10.004	8 -	1:42.693		13:07:06.062
44	Nick PANCISI		Caterham 7				
1 -	1:50.690	+ 9.709	12:54:43.415	5 -	1:42.874	+ 1.893	13:01:33.770
2 -	1:42.875	+ 1.894	12:56:26.290	6 -	1:43.029	+ 2.048	13:03:16.799
3 -	1:43.625	+ 2.644	12:58:09.915	7 -	1:41.486	+ 0.505	13:04:58.285
4 -	1:40.981		12:59:50.896	8 -	1:41.503	+ 0.522	13:06:39.788
54	Peter FRITH		Caterham 7				
1 -	1:54.159	+ 13.738	12:54:46.884	5 -	1:42.380	+ 1.959	13:01:36.223
2 -	1:41.923	+ 1.502	12:56:28.807	6 -	1:43.063	+ 2.642	13:03:19.286
3 -	1:42.595	+ 2.174	12:58:11.402	7 -	1:40.932	+ 0.511	13:05:00.218
4 -	1:42.441	+ 2.020	12:59:53.843	8 -	1:40.421		13:06:40.639
56	Brett RAY		Caterham 7				
1 -	1:58.585	+ 17.298	12:54:51.310	5 -	1:41.824	+ 0.537	13:01:38.679
2 -	1:41.812	+ 0.525	12:56:33.122	6 -	1:43.172	+ 1.885	13:03:21.851
3 -	1:41.287		12:58:14.409	7 -	1:42.422	+ 1.135	13:05:04.273
4 -	1:42.446	+ 1.159	12:59:56.855	8 -	1:41.702	+ 0.415	13:06:45.975
63	Martin GEE		Caterham 7				
1 -	1:58.536	+ 15.387	12:54:51.261	5 -	1:44.218	+ 1.069	13:01:51.991
2 -	1:46.815	+ 3.666	12:56:38.076	6 -	1:43.149		13:03:35.140
3 -	1:45.445	+ 2.296	12:58:23.521	7 -	1:43.502	+ 0.353	13:05:18.642
4 -	1:44.252	+ 1.103	13:00:07.773	8 -	1:43.167	+ 0.018	13:07:01.809

Weather / Track : Sunny / Dry

Cadwell Park
Circuit Length = 2.1870 miles
Start: 12:52 End: 13:10



McMILLAN MOTORSPORT CATERHAM GRADUATE CHAMPIONSHIP (SUPER / SIGMA CLASS)

Cadwell Park

8th / 9th September 2012



Results Provided by Timing Solutions Ltd
www.tsl-timing.com

McMillan Motorsport Caterham Graduat Championship (Super & Sigma)

QUALIFYING - RACE 2 - CLASSIFICATION

POS	NO	CL	NAME	ENTRY	TIME	ON	LAPS	GAP	DIFF	MPH
1	102	Sup	Dylan STANLEY	Caterham 7	1:40.424	6	9			78.39
2	103	Sup	Neil SHINNER	Caterham 7	1:40.464	9	9	0.040	0.040	78.36
3	118	Sup	Kenny YOUNG	Caterham 7	1:40.587	9	9	0.163	0.123	78.27
4	171	Sig	Ian ANDERSON	Caterham 7	1:41.036	8	9	0.612	0.449	77.92
5	191	Sig	Amanda BLACK	Caterham 7	1:41.248	5	7	0.824	0.212	77.76
6	104	Sup	Toby BRIANT	Caterham 7	1:41.411	4	8	0.987	0.163	77.63
7	123	Sup	Jonathan MILLER	Caterham 7	1:41.500	7	9	1.076	0.089	77.56
8	124	Sup	Martin COLLIER	Caterham 7	1:41.783	7	9	1.359	0.283	77.35
9	117	Sup	Roger FORD	Caterham 7	1:42.225	9	9	1.801	0.442	77.01
10	112	Sup	Gareth CORDEY	Caterham 7	1:42.266	6	9	1.842	0.041	76.98
11	172	Sig	Ian DYBLE	Caterham 7	1:42.453	6	9	2.029	0.187	76.84
12	107	Sup	Andy SKINNER	Caterham 7	1:42.568	5	9	2.144	0.115	76.75
13	167	Sup	Stephen CAPSEY	Caterham 7	1:42.666	4	8	2.242	0.098	76.68
14	155	Sup	Andrew SAGAR	Caterham 7	1:43.057	3	3	2.633	0.391	76.39
15	176	Sig	Bill SCOTT	Caterham 7	1:43.131	8	8	2.707	0.074	76.34
16	128	Sup	Martin KAY	Caterham 7	1:43.164	7	9	2.740	0.033	76.31
17	166	Sup	Barry WHITE	Caterham 7	1:43.276	7	9	2.852	0.112	76.23
18	175	Sig	Nick DYER	Caterham 7	1:44.155	4	8	3.731	0.879	75.59
19	181	Sig	Steve HUMPHREYS	Caterham 7	1:44.338	4	9	3.914	0.183	75.45
20	130	Sup	James POTTER	Caterham 7	1:46.043	8	8	5.619	1.705	74.24
21	188	Sig	Alan DIXON	Caterham 7	1:49.355	3	8	8.931	3.312	71.99
22	184	Sig	Jonathan CLELAND	Caterham 7	1:49.593	3	8	9.169	0.238	71.83
23	164	Sup	Paul ELLIOTT	Caterham 7	1:54.486	5	8	14.062	4.893	68.76

Car 181 - Transponder stopped working, please rectify.

Weather / Track : Sunny / Dry

These results are provisional until the conclusion of any judicial and technical matters.

Cadwell Park

Circuit Length = 2.1870 miles

Start: 09:31 End: 09:48

Clerk of Course :

Timekeeper :

McMillan Motorsport Caterham Graduat Championship (Super & Sigma)
QUALIFYING - RACE 2 - LAP ANALYSIS

102	Dylan STANLEY		Sup Caterham 7			
1 -	1:51.721	+ 11.297	9:33:38.407	6 -	1:40.424	9:42:11.722
2 -	1:45.405	+ 4.981	9:35:23.812	7 -	1:40.558	+ 0.134
3 -	1:42.748	+ 2.324	9:37:06.560	8 -	1:41.424	+ 1.000
4 -	1:43.866	+ 3.442	9:38:50.426	9 -	1:41.756	+ 1.332
5 -	1:40.872	+ 0.448	9:40:31.298			9:47:15.460
103	Neil SHINNER		Sup Caterham 7			
1 -	1:45.932	+ 5.468	9:33:29.100	6 -	1:41.011	+ 0.547
2 -	1:42.088	+ 1.624	9:35:11.188	7 -	1:42.233	+ 1.769
3 -	1:41.709	+ 1.245	9:36:52.897	8 -	1:40.682	+ 0.218
4 -	1:41.277	+ 0.813	9:38:34.174	9 -	1:40.464	9:46:59.985
5 -	1:41.421	+ 0.957	9:40:15.595			
104	Toby BRIANT		Sup Caterham 7			
1 -	1:47.389	+ 5.978	9:33:53.147	5 -	1:42.948	+ 1.537
2 -	1:43.724	+ 2.313	9:35:36.871	6 -	1:54.257	+ 12.846
3 -	1:41.496	+ 0.085	9:37:18.367	7 -	2:31.256 P	+ 49.845
4 -	1:41.411		9:38:59.778	8 -	1:48.457	+ 7.046
						9:40:42.726
						9:42:36.983
						9:45:08.239
						9:46:56.696
107	Andy SKINNER		Sup Caterham 7			
1 -	1:49.870	+ 7.302	9:33:29.765	6 -	1:43.312	+ 0.744
2 -	1:43.898	+ 1.330	9:35:13.663	7 -	1:44.177	+ 1.609
3 -	1:42.872	+ 0.304	9:36:56.535	8 -	1:45.151	+ 2.583
4 -	1:43.938	+ 1.370	9:38:40.473	9 -	1:43.300	+ 0.732
5 -	1:42.568		9:40:23.041			9:42:06.353
						9:43:50.530
						9:45:35.681
						9:47:18.981
112	Gareth CORDEY		Sup Caterham 7			
1 -	1:49.298	+ 7.032	9:33:40.337	6 -	1:42.266	9:42:18.336
2 -	1:44.027	+ 1.761	9:35:24.364	7 -	1:43.625	+ 1.359
3 -	1:44.690	+ 2.424	9:37:09.054	8 -	1:44.907	+ 2.641
4 -	1:43.930	+ 1.664	9:38:52.984	9 -	1:45.515	+ 3.249
5 -	1:43.086	+ 0.820	9:40:36.070			9:44:01.961
						9:45:46.868
						9:47:32.383
117	Roger FORD		Sup Caterham 7			
1 -	1:50.482	+ 8.257	9:33:26.133	6 -	1:43.246	+ 1.021
2 -	1:44.982	+ 2.757	9:35:11.115	7 -	1:43.263	+ 1.038
3 -	1:42.760	+ 0.535	9:36:53.875	8 -	1:42.600	+ 0.375
4 -	1:42.726	+ 0.501	9:38:36.601	9 -	1:42.225	9:47:10.325
5 -	1:42.390	+ 0.165	9:40:18.991			
118	Kenny YOUNG		Sup Caterham 7			
1 -	1:47.354	+ 6.767	9:33:26.525	6 -	1:41.672	+ 1.085
2 -	1:43.889	+ 3.302	9:35:10.414	7 -	1:41.843	+ 1.256
3 -	1:42.214	+ 1.627	9:36:52.628	8 -	1:40.979	+ 0.392
4 -	1:42.677	+ 2.090	9:38:35.305	9 -	1:40.587	9:47:01.538
5 -	1:41.152	+ 0.565	9:40:16.457			
123	Jonathan MILLER		Sup Caterham 7			
1 -	1:48.946	+ 7.446	9:33:40.825	6 -	1:44.934	+ 3.434
2 -	1:48.933	+ 7.433	9:35:29.758	7 -	1:41.500	9:44:09.872
3 -	1:42.739	+ 1.239	9:37:12.497	8 -	1:42.131	+ 0.631
4 -	1:44.479	+ 2.979	9:38:56.976	9 -	1:44.118	+ 2.618
5 -	1:46.462	+ 4.962	9:40:43.438			9:42:28.372
						9:45:52.003
						9:47:36.121
124	Martin COLLIER		Sup Caterham 7			
1 -	1:51.184	+ 9.401	9:33:49.811	6 -	1:46.174	+ 4.391
2 -	1:44.880	+ 3.097	9:35:34.691	7 -	1:41.783	9:44:15.423
3 -	1:47.232	+ 5.449	9:37:21.923	8 -	1:41.855	+ 0.072
4 -	1:43.406	+ 1.623	9:39:05.329	9 -	1:42.150	+ 0.367
5 -	1:42.137	+ 0.354	9:40:47.466			9:42:33.640
						9:45:57.278
						9:47:39.428

Car 181 - Transponder stopped working, please rectify.

Weather / Track : Sunny / Dry

Cadwell Park
 Circuit Length = 2.1870 miles
 Start: 09:31 End: 09:48

McMillan Motorsport Caterham Graduat Championship (Super & Sigma)

QUALIFYING - RACE 2 - LAP ANALYSIS

128	Martin KAY		Sup Caterham 7				
1 -	1:47.495	+ 4.331	9:33:31.061	6 -	1:45.543	+ 2.379	9:42:30.897
2 -	1:45.226	+ 2.062	9:35:16.287	7 -	1:43.164		9:44:14.061
3 -	1:47.230	+ 4.066	9:37:03.517	8 -	1:44.907	+ 1.743	9:45:58.968
4 -	1:50.969	+ 7.805	9:38:54.486	9 -	1:55.152	+ 11.988	9:47:54.120
5 -	1:50.868	+ 7.704	9:40:45.354				
130	James POTTER		Sup Caterham 7				
1 -	1:54.213	+ 8.170	9:34:02.003	5 -	1:49.236	+ 3.193	9:41:20.637
2 -	1:50.720	+ 4.677	9:35:52.723	6 -	1:46.259	+ 0.216	9:43:06.896
3 -	1:48.970	+ 2.927	9:37:41.693	7 -	1:46.977	+ 0.934	9:44:53.873
4 -	1:49.708	+ 3.665	9:39:31.401	8 -	1:46.043		9:46:39.916
155	Andrew SAGAR		Sup Caterham 7				
1 -	1:48.764	+ 5.707	9:33:24.743	3 -	1:43.057		9:36:52.343
2 -	1:44.543	+ 1.486	9:35:09.286				
164	Paul ELLIOTT		Sup Caterham 7				
1 -	1:59.716	+ 5.230	9:34:10.116	5 -	1:54.486		9:41:53.475
2 -	1:56.659	+ 2.173	9:36:06.775	6 -	1:56.080	+ 1.594	9:43:49.555
3 -	1:56.061	+ 1.575	9:38:02.836	7 -	1:55.460	+ 0.974	9:45:45.015
4 -	1:56.153	+ 1.667	9:39:58.989	8 -	1:57.695	+ 3.209	9:47:42.710
166	Barry WHITE		Sup Caterham 7				
1 -	1:51.769	+ 8.493	9:33:39.929	6 -	1:45.112	+ 1.836	9:42:29.141
2 -	1:46.709	+ 3.433	9:35:26.638	7 -	1:43.276		9:44:12.417
3 -	1:43.911	+ 0.635	9:37:10.549	8 -	1:43.986	+ 0.710	9:45:56.403
4 -	1:47.496	+ 4.220	9:38:58.045	9 -	1:44.693	+ 1.417	9:47:41.096
5 -	1:45.984	+ 2.708	9:40:44.029				
167	Stephen CAPSEY		Sup Caterham 7				
1 -	1:54.473	+ 11.807	9:33:51.629	5 -	1:43.024	+ 0.358	9:40:46.771
2 -	1:44.182	+ 1.516	9:35:35.811	6 -	1:58.612	+ 15.946	9:42:45.383
3 -	1:45.270	+ 2.604	9:37:21.081	7 -	1:44.163	+ 1.497	9:44:29.546
4 -	1:42.666		9:39:03.747	8 -	2:13.606	+ 30.940	9:46:43.152
171	Ian ANDERSON		Sig Caterham 7				
1 -	1:48.934	+ 7.898	9:33:46.801	6 -	1:45.488	+ 4.452	9:42:27.810
2 -	1:45.395	+ 4.359	9:35:32.196	7 -	1:41.586	+ 0.550	9:44:09.396
3 -	1:41.658	+ 0.622	9:37:13.854	8 -	1:41.036		9:45:50.432
4 -	1:41.822	+ 0.786	9:38:55.676	9 -	1:49.454	+ 8.418	9:47:39.886
5 -	1:46.646	+ 5.610	9:40:42.322				
172	Ian DYBLE		Sig Caterham 7				
1 -	1:52.352	+ 9.899	9:33:35.681	6 -	1:42.453		9:42:16.933
2 -	1:46.217	+ 3.764	9:35:21.898	7 -	1:44.023	+ 1.570	9:44:00.956
3 -	1:44.135	+ 1.682	9:37:06.033	8 -	1:44.618	+ 2.165	9:45:45.574
4 -	1:44.286	+ 1.833	9:38:50.319	9 -	1:46.571	+ 4.118	9:47:32.145
5 -	1:44.161	+ 1.708	9:40:34.480				
175	Nick DYER		Sig Caterham 7				
1 -	1:53.813	+ 9.658	9:33:44.726	5 -	1:44.306	+ 0.151	9:40:45.995
2 -	1:48.196	+ 4.041	9:35:32.922	6 -	2:08.839	+ 24.684	9:42:54.834
3 -	1:44.612	+ 0.457	9:37:17.534	7 -	1:49.566	+ 5.411	9:44:44.400
4 -	1:44.155		9:39:01.689	8 -	1:49.273	+ 5.118	9:46:33.673
176	Bill SCOTT		Sig Caterham 7				
1 -	1:52.193	+ 9.062	9:33:58.156	5 -	1:43.870	+ 0.739	9:41:37.780
2 -	1:49.073	+ 5.942	9:35:47.229	6 -	1:43.995	+ 0.864	9:43:21.775
3 -	2:22.550	+ 39.419	9:38:09.779	7 -	1:43.533	+ 0.402	9:45:05.308
4 -	1:44.131	+ 1.000	9:39:53.910	8 -	1:43.131		9:46:48.439

Car 181 - Transponder stopped working, please rectify.

Weather / Track : Sunny / Dry

Cadwell Park
Circuit Length = 2.1870 miles
Start: 09:31 End: 09:48

McMillan Motorsport Caterham Graduat Championship (Super & Sigma)
QUALIFYING - RACE 2 - LAP ANALYSIS

181	Steve HUMPHREYS		Sig Caterham 7				
1 -	1:51.090	+ 6.752	9:33:29.056	6 -	1:46.529	+ 2.191	9:42:16.782
2 -	1:46.807	+ 2.469	9:35:15.863	7 -	1:44.944	+ 0.606	9:44:01.726
3 -	1:45.193	+ 0.855	9:37:01.056	8 -	1:44.514	+ 0.176	9:45:46.240
4 -	1:44.338		9:38:45.394	9 -	1:45.580	+ 1.242	9:47:31.820
5 -	1:44.859	+ 0.521	9:40:30.253				
184	Jonathan CLELAND		Sig Caterham 7				
1 -	1:54.238	+ 4.645	9:33:57.806	5 -	1:51.327	+ 1.734	9:41:25.044
2 -	1:53.207	+ 3.614	9:35:51.013	6 -	1:53.014	+ 3.421	9:43:18.058
3 -	1:49.593		9:37:40.606	7 -	1:50.057	+ 0.464	9:45:08.115
4 -	1:53.111	+ 3.518	9:39:33.717	8 -	1:50.107	+ 0.514	9:46:58.222
188	Alan DIXON		Sig Caterham 7				
1 -	1:55.818	+ 6.463	9:34:01.314	5 -	1:51.354	+ 1.999	9:41:22.632
2 -	1:50.770	+ 1.415	9:35:52.084	6 -	1:50.039	+ 0.684	9:43:12.671
3 -	1:49.355		9:37:41.439	7 -	1:52.496	+ 3.141	9:45:05.167
4 -	1:49.839	+ 0.484	9:39:31.278	8 -	1:51.502	+ 2.147	9:46:56.669
191	Amanda BLACK		Sig Caterham 7				
1 -	1:45.549	+ 4.301	9:33:42.277	5 -	1:41.248		9:40:32.358
2 -	1:42.973	+ 1.725	9:35:25.250	6 -	1:43.893	+ 2.645	9:42:16.251
3 -	1:42.800	+ 1.552	9:37:08.050	7 -	1:41.585	+ 0.337	9:43:57.836
4 -	1:43.060	+ 1.812	9:38:51.110				

Car 181 - Transponder stopped working, please rectify.

Weather / Track : Sunny / Dry

Cadwell Park
 Circuit Length = 2.1870 miles
 Start: 09:31 End: 09:48

McMillan Motorsport Caterham Graduat Championship (Super & Sigma)

RACE 2 - GRID

ROW 13	1:49.593 184 Jonathan CLELAND	1:49.355 188 Alan DIXON
ROW 12	1:44.338 181 Steve HUMPHREYS	1:44.155 175 Nick DYER
ROW 11	1:43.131 176 Bill SCOTT	1:42.453 172 Ian DYBLE
ROW 10	1:41.248 191 Amanda BLACK	1:41.036 171 Ian ANDERSON
ROW 9		
ROW 8		1:54.486 164 Paul ELLIOTT
ROW 7	1:46.043 130 James POTTER	1:43.276 166 Barry WHITE
ROW 6	1:43.164 128 Martin KAY	1:43.057 155 Andrew SAGAR
ROW 5	1:42.666 167 Stephen CAPSEY	1:42.568 107 Andy SKINNER
ROW 4	1:42.266 112 Gareth CORDEY	1:42.225 117 Roger FORD
ROW 3	1:41.783 124 Martin COLLIER	1:41.500 123 Jonathan MILLER
ROW 2	1:41.411 104 Toby BRIANT	1:40.587 118 Kenny YOUNG
ROW 1	1:40.464 103 Neil SHINNER	1:40.424 102 Dylan STANLEY

Pole



Cadwell Park
Circuit Length = 2.1870 miles

These results are provisional until the conclusion of any judicial and technical matters.

Clerk of Course :		Timekeeper :
-------------------	--	--------------

McMillan Motorsport Caterham Graduat Championship (Super & Sigma)

RACE 12 - GRID

ROW 13	1:50.057 184 Jonathan CLELAND	1:49.839 188 Alan DIXON
ROW 12	1:44.514 181 Steve HUMPHREYS	1:44.306 175 Nick DYER
ROW 11	1:44.023 172 Ian DYBLE	1:43.533 176 Bill SCOTT
ROW 10	1:41.586 171 Ian ANDERSON	1:41.585 191 Amanda BLACK
ROW 9		
ROW 8		1:55.460 164 Paul ELLIOTT
ROW 7	1:46.259 130 James POTTER	1:44.907 128 Martin KAY
ROW 6	1:44.543 155 Andrew SAGAR	1:43.911 166 Barry WHITE
ROW 5	1:43.086 112 Gareth CORDEY	1:43.024 167 Stephen CAPSEY
ROW 4	1:42.872 107 Andy SKINNER	1:42.390 117 Roger FORD
ROW 3	1:42.131 123 Jonathan MILLER	1:41.855 124 Martin COLLIER
ROW 2	1:41.496 104 Toby BRIANT	1:40.979 118 Kenny YOUNG
ROW 1	1:40.682 103 Neil SHINNER	1:40.558 102 Dylan STANLEY

Pole



Cadwell Park
Circuit Length = 2.1870 miles

These results are provisional until the conclusion of any judicial and technical matters.

Clerk of Course :		Timekeeper :
-------------------	--	--------------

McMillan Motorsport Caterham Graduate Championship (Super & Sigma)

RACE 2 - CLASSIFICATION

POS	NO	CL	NAME	ENTRY	LAPS	TIME	GAP	DIFF	MPH	BEST	ON
1	102	Sup	Dylan STANLEY	Caterham 7	13	22:14.320			76.70	1:41.159	8
2	103	Sup	Neil SHINNER	Caterham 7	13	22:15.106	0.786	0.786	76.66	1:40.788	8
3	118	Sup	Kenny YOUNG	Caterham 7	13	22:16.008	1.688	0.902	76.60	1:41.302	7
4	104	Sup	Toby BRIANT	Caterham 7	13	22:17.293	2.973	1.285	76.53	1:41.355	7
5	123	Sup	Jonathan MILLER	Caterham 7	13	22:21.274	6.954	3.981	76.30	1:41.319	9
6	124	Sup	Martin COLLIER	Caterham 7	13	22:22.770	8.450	1.496	76.22	1:41.529	6
7	171	Sig	Ian ANDERSON	Caterham 7	13	22:38.835	24.515	16.065	75.32	1:41.219	3
8	167	Sup	Stephen CAPSEY	Caterham 7	13	22:44.876	30.556	6.041	74.98	1:42.173	10
9	112	Sup	Gareth CORDEY	Caterham 7	13	22:45.289	30.969	0.413	74.96	1:42.606	10
10	107	Sup	Andy SKINNER	Caterham 7	13	22:45.875	31.555	0.586	74.93	1:43.045	10
11	191	Sig	Amanda BLACK	Caterham 7	13	22:45.889	31.569	0.014	74.93	1:40.722	9
12	155	Sup	Andrew SAGAR	Caterham 7	13	22:46.104	31.784	0.215	74.92	1:42.407	10
13	176	Sig	Bill SCOTT	Caterham 7	13	22:51.528	37.208	5.424	74.62	1:42.434	10
14	172	Sig	Ian DYBLE	Caterham 7	13	22:59.814	45.494	8.286	74.17	1:42.560	9
15	130	Sup	James POTTER	Caterham 7	13	23:05.631	51.311	5.817	73.86	1:43.414	7
16	175	Sig	Nick DYER	Caterham 7	13	23:11.472	57.152	5.841	73.55	1:43.174	8
17	128	Sup	Martin KAY	Caterham 7	13	23:13.164	58.844	1.692	73.46	1:44.545	8
18	181	Sig	Steve HUMPHREYS	Caterham 7	13	23:30.132	1:15.812	16.968	72.58	1:44.212	5
19	188	Sig	Alan DIXON	Caterham 7	12	22:19.995	1 lap	1 lap	70.50	1:48.043	7
20	184	Sig	Jonathan CLELAND	Caterham 7	12	22:34.055	1 lap	14.060	69.77	1:47.708	6
21	164	Sup	Paul ELLIOTT	Caterham 7	12	22:37.469	1 lap	3.414	69.59	1:50.308	11
NOT CLASSIFIED											
DNF	166	Sup	Barry WHITE	Caterham 7	12	20:58.564	1 lap		75.06	1:42.723	10
DNF	117	Sup	Roger FORD	Caterham 7	5	8:45.732	8 laps	7 laps	74.87	1:42.257	5
FASTEST LAP											
	191	Sig	Amanda BLACK	Caterham 7	9	1:40.722			78.16 mph	125.79 kph	
	103	Sup	Neil SHINNER	Caterham 7	8	1:40.788			78.11 mph	125.71 kph	

Weather / Track : Sunny / Dry

These results are provisional until the conclusion of any judicial and technical matters.

Cadwell Park

Circuit Length = 2.1870 miles

Start: 13:04 End: 13:28

Clerk of Course :

Timekeeper :

McMillan Motorsport Caterham Graduate Championship (Super & Sigma)

RACE 2 - LAP CHART

Lap 1			Lap 2			Lap 3			Lap 4			Lap 5		
No	Behind	Laptime	No	Behind	Laptime	No	Behind	Laptime	No	Behind	Laptime	No	Behind	Laptime
103		1:49.332	102		1:42.264	102		1:42.582	102		1:41.617	102		1:41.497
102	0.181	1:49.513	103	0.578	1:43.023	103	1.215	1:43.219	103	1.758	1:42.160	103	1.767	1:41.506
104	1.076	1:50.408	104	1.452	1:42.821	104	2.047	1:43.177	104	2.632	1:42.202	104	2.880	1:41.745
118	1.622	1:50.954	118	2.120	1:42.943	124	2.590	1:42.731	118	3.501	1:42.194	118	3.537	1:41.533
124	1.983	1:51.315	124	2.441	1:42.903	118	2.924	1:43.386	123	4.533	1:42.730	123	5.151	1:42.115
123	2.584	1:51.916	123	2.956	1:42.817	123	3.420	1:43.046	124	5.686	1:44.713	124	6.891	1:42.702
112	3.426	1:52.758	112	4.700	1:43.719	117	6.238	1:43.792	117	7.499	1:42.878	117	8.259	1:42.257
117	3.734	1:53.066	117	5.028	1:43.739	112	6.817	1:44.699	112	8.557	1:43.357	107	12.353	1:44.347
107	3.982	1:53.314	107	5.676	1:44.139	107	7.457	1:44.363	107	9.503	1:43.663	112	12.744	1:45.684
155	4.901	1:54.233	155	6.661	1:44.205	155	8.234	1:44.155	155	10.292	1:43.675	167	13.124	1:43.999
167	5.859	1:55.191	167	7.039	1:43.625	167	8.728	1:44.271	167	10.622	1:43.511	155	13.932	1:45.137
166	6.181	1:55.513	166	7.474	1:43.738	166	9.137	1:44.245	166	10.998	1:43.478	166	14.423	1:44.922
128	8.993	1:58.325	128	12.386	1:45.838	128	15.113	1:45.309	128	18.923	1:45.427	171	20.957	1:41.347
164	13.237	2:02.569	176	19.604	1:43.234	191	20.191	1:42.895	191	20.205	1:41.631	191	21.279	1:42.571
171	18.419	2:07.751	191	19.878	1:43.125	176	20.566	1:43.544	171	21.107	1:41.634	176	23.995	1:43.394
176	18.815	2:08.147	172	20.936	1:44.317	171	21.090	1:41.219	176	22.098	1:43.149	128	24.661	1:47.235
130	19.055	2:08.387	130	22.344	1:45.734	172	23.013	1:44.659	172	26.488	1:45.092	172	28.876	1:43.885
172	19.064	2:08.396	171	22.453	1:46.479	130	24.770	1:45.008	130	27.990	1:44.837	130	30.877	1:44.384
191	19.198	2:08.530	164	26.730	1:55.938	181	31.883	1:46.430	175	35.491	1:45.081	175	37.596	1:43.602
175	21.203	2:10.535	175	27.032	1:48.274	175	32.027	1:47.577	181	37.346	1:47.080	181	40.061	1:44.212
188	24.689	2:14.021	181	28.035	1:45.674	164	37.717	1:53.569	188	46.622	1:49.490	188	54.955	1:49.830
181	24.806	2:14.138	188	31.429	1:49.185	188	38.749	1:49.902	184	47.112	1:49.367	184	55.448	1:49.833
184	26.229	2:15.561	184	31.732	1:47.948	184	39.362	1:50.212	164	48.795	1:52.695	164	58.141	1:50.843

Weather / Track : Sunny / Dry

Cadwell Park
Circuit Length = 2.1870 miles
Start: 13:04 End: 13:28

McMillan Motorsport Caterham Graduate Championship (Super & Sigma)

RACE 2 - LAP CHART

Lap 6			Lap 7			Lap 8			Lap 9			Lap 10		
No	Behind	Laptime	No	Behind	Laptime	No	Behind	Laptime	No	Behind	Laptime	No	Behind	Laptime
102		1:42.315	102		1:41.322	102		1:41.159	103		1:42.317	103		1:41.952
103	1.256	1:41.804	103	0.922	1:40.988	103	0.551	1:40.788	102	0.425	1:43.293	102	0.401	1:41.928
104	2.801	1:42.236	104	2.834	1:41.355	104	3.704	1:42.029	118	2.636	1:41.352	118	2.338	1:41.654
118	3.512	1:42.290	118	3.492	1:41.302	118	4.152	1:41.819	104	3.942	1:43.106	104	3.355	1:41.365
123	4.911	1:42.075	123	5.335	1:41.746	123	6.215	1:42.039	123	4.666	1:41.319	123	4.280	1:41.566
124	6.105	1:41.529	124	6.901	1:42.118	124	7.456	1:41.714	124	6.673	1:42.085	124	6.579	1:41.858
107	14.200	1:44.162	107	16.317	1:43.439	107	19.296	1:44.138	107	19.728	1:43.300	107	20.821	1:43.045
112	14.745	1:44.316	167	18.772	1:45.115	167	21.033	1:43.420	167	21.021	1:42.856	167	21.242	1:42.173
167	14.979	1:44.170	112	18.957	1:45.534	112	21.998	1:44.200	171	21.531	1:42.011	171	22.071	1:42.492
155	15.774	1:44.157	166	20.312	1:45.487	171	22.388	1:42.278	191	21.621	1:40.722	191	22.206	1:42.537
166	16.147	1:44.039	155	20.538	1:46.086	166	23.455	1:44.302	112	22.773	1:43.643	112	23.427	1:42.606
171	20.992	1:42.350	171	21.269	1:41.599	191	23.767	1:42.775	166	23.549	1:42.962	166	24.320	1:42.723
191	21.397	1:42.433	191	22.151	1:42.076	155	24.654	1:45.275	155	25.431	1:43.645	155	25.886	1:42.407
176	26.167	1:44.487	176	28.688	1:43.843	176	31.672	1:44.143	176	32.513	1:43.709	176	32.995	1:42.434
128	27.355	1:45.009	128	30.665	1:44.632	128	34.051	1:44.545	172	34.693	1:42.560	172	35.308	1:42.567
172	31.258	1:44.697	172	33.288	1:43.352	172	35.001	1:42.872	128	36.691	1:45.508	128	40.987	1:46.248
130	33.567	1:45.005	130	35.659	1:43.414	130	38.279	1:43.779	130	39.476	1:44.065	130	41.734	1:44.210
175	38.720	1:43.439	175	40.668	1:43.270	175	42.683	1:43.174	175	43.362	1:43.547	175	46.100	1:44.690
181	43.310	1:45.564	181	47.500	1:45.512	181	52.352	1:46.011	181	57.521	1:48.037	181	1:01.972	1:46.403
184	1:00.841	1:47.708	188	1:07.954	1:48.043	188	1:17.041	1:50.246	188	1:24.179	1:50.006	188	1:32.165	1:49.938
188	1:01.233	1:48.593	184	1:08.336	1:48.817	164	1:28.751	1:52.912	164	1:36.737	1:50.854			
164	1:07.176	1:51.350	164	1:16.998	1:51.144	184	1:32.033	2:04.856	184	1:39.948	1:50.783			

Weather / Track : Sunny / Dry

Cadwell Park
 Circuit Length = 2.1870 miles
 Start: 13:04 End: 13:28

McMillan Motorsport Caterham Graduate Championship (Super & Sigma)

RACE 2 - LAP CHART

Lap 11			Lap 12			Lap 13		
No	Behind	Laptime	No	Behind	Laptime	No	Behind	Laptime
103		1:42.168	102		1:42.468	102		1:42.328
102	0.267	1:42.034	103	0.312	1:43.047	103	0.786	1:42.802
118	1.813	1:41.643	118	1.008	1:41.930	118	1.688	1:43.008
104	3.555	1:42.368	104	2.772	1:41.952	104	2.973	1:42.529
123	5.500	1:43.388	123	5.854	1:43.089	188	1 LAP	1:49.937
164	1 LAP	1:54.506	124	7.874	1:42.885	123	6.954	1:43.428
124	7.724	1:43.313	184	1 LAP	1:49.220	124	8.450	1:42.904
184	1 LAP	1:51.960	164	1 LAP	1:50.308	184	1 LAP	1:47.790
171	23.207	1:43.304	171	23.392	1:42.920	164	1 LAP	1:50.781
191	23.416	1:43.378	191	23.449	1:42.768	171	24.515	1:43.451
107	24.346	1:45.693	107	25.885	1:44.274	167	30.556	1:46.894
112	24.836	1:43.577	167	25.990	1:43.165	112	30.969	1:47.213
167	25.560	1:46.486	112	26.084	1:43.983	107	31.555	1:47.998
166	26.475	1:44.323	166	26.572	1:42.832	191	31.569	1:50.448
155	26.941	1:43.223	155	27.076	1:42.870	155	31.784	1:47.036
176	33.407	1:42.580	176	34.089	1:43.417	176	37.208	1:45.447
172	36.865	1:43.725	172	39.059	1:44.929	172	45.494	1:48.763
130	45.245	1:45.679	130	48.347	1:45.837	130	51.311	1:45.292
128	46.235	1:47.416	175	52.930	1:46.382	175	57.152	1:46.550
175	49.283	1:45.351	128	53.319	1:49.819	128	58.844	1:47.853
181	1:06.867	1:47.063	181	1:10.518	1:46.386	181	1:15.812	1:47.622
188	1:40.801	1:50.804						

Weather / Track : Sunny / Dry

Cadwell Park
 Circuit Length = 2.1870 miles
 Start: 13:04 End: 13:28

McMillan Motorsport Caterham Graduate Championship (Super & Sigma)

RACE 2 - LAP ANALYSIS

102	Dylan STANLEY						Sup Caterham 7
1 -	1:49.513	+ 8.354	13:05:51.707	8 -	1:41.159		13:17:44.463
2 -	1:42.264	+ 1.105	13:07:33.971	9 -	1:43.293	+ 2.134	13:19:27.756
3 -	1:42.582	+ 1.423	13:09:16.553	10 -	1:41.928	+ 0.769	13:21:09.684
4 -	1:41.617	+ 0.458	13:10:58.170	11 -	1:42.034	+ 0.875	13:22:51.718
5 -	1:41.497	+ 0.338	13:12:39.667	12 -	1:42.468	+ 1.309	13:24:34.186
6 -	1:42.315	+ 1.156	13:14:21.982	13 -	1:42.328	+ 1.169	13:26:16.514
7 -	1:41.322	+ 0.163	13:16:03.304				
103	Neil SHINNER						Sup Caterham 7
1 -	1:49.332	+ 8.544	13:05:51.526	8 -	1:40.788		13:17:45.014
2 -	1:43.023	+ 2.235	13:07:34.549	9 -	1:42.317	+ 1.529	13:19:27.331
3 -	1:43.219	+ 2.431	13:09:17.768	10 -	1:41.952	+ 1.164	13:21:09.283
4 -	1:42.160	+ 1.372	13:10:59.928	11 -	1:42.168	+ 1.380	13:22:51.451
5 -	1:41.506	+ 0.718	13:12:41.434	12 -	1:43.047	+ 2.259	13:24:34.498
6 -	1:41.804	+ 1.016	13:14:23.238	13 -	1:42.802	+ 2.014	13:26:17.300
7 -	1:40.988	+ 0.200	13:16:04.226				
104	Toby BRIANT						Sup Caterham 7
1 -	1:50.408	+ 9.053	13:05:52.602	8 -	1:42.029	+ 0.674	13:17:48.167
2 -	1:42.821	+ 1.466	13:07:35.423	9 -	1:43.106	+ 1.751	13:19:31.273
3 -	1:43.177	+ 1.822	13:09:18.600	10 -	1:41.365	+ 0.010	13:21:12.638
4 -	1:42.202	+ 0.847	13:11:00.802	11 -	1:42.368	+ 1.013	13:22:55.006
5 -	1:41.745	+ 0.390	13:12:42.547	12 -	1:41.952	+ 0.597	13:24:36.958
6 -	1:42.236	+ 0.881	13:14:24.783	13 -	1:42.529	+ 1.174	13:26:19.487
7 -	1:41.355		13:16:06.138				
107	Andy SKINNER						Sup Caterham 7
1 -	1:53.314	+ 10.269	13:05:55.508	8 -	1:44.138	+ 1.093	13:18:03.759
2 -	1:44.139	+ 1.094	13:07:39.647	9 -	1:43.300	+ 0.255	13:19:47.059
3 -	1:44.363	+ 1.318	13:09:24.010	10 -	1:43.045		13:21:30.104
4 -	1:43.663	+ 0.618	13:11:07.673	11 -	1:45.693	+ 2.648	13:23:15.797
5 -	1:44.347	+ 1.302	13:12:52.020	12 -	1:44.274	+ 1.229	13:25:00.071
6 -	1:44.162	+ 1.117	13:14:36.182	13 -	1:47.998	+ 4.953	13:26:48.069
7 -	1:43.439	+ 0.394	13:16:19.621				
112	Gareth CORDEY						Sup Caterham 7
1 -	1:52.758	+ 10.152	13:05:54.952	8 -	1:44.200	+ 1.594	13:18:06.461
2 -	1:43.719	+ 1.113	13:07:38.671	9 -	1:43.643	+ 1.037	13:19:50.104
3 -	1:44.699	+ 2.093	13:09:23.370	10 -	1:42.606		13:21:32.710
4 -	1:43.357	+ 0.751	13:11:06.727	11 -	1:43.577	+ 0.971	13:23:16.287
5 -	1:45.684	+ 3.078	13:12:52.411	12 -	1:43.983	+ 1.377	13:25:00.270
6 -	1:44.316	+ 1.710	13:14:36.727	13 -	1:47.213	+ 4.607	13:26:47.483
7 -	1:45.534	+ 2.928	13:16:22.261				
117	Roger FORD						Sup Caterham 7
1 -	1:53.066	+ 10.809	13:05:55.260	4 -	1:42.878	+ 0.621	13:11:05.669
2 -	1:43.739	+ 1.482	13:07:38.999	5 -	1:42.257		13:12:47.926
3 -	1:43.792	+ 1.535	13:09:22.791				
118	Kenny YOUNG						Sup Caterham 7
1 -	1:50.954	+ 9.652	13:05:53.148	8 -	1:41.819	+ 0.517	13:17:48.615
2 -	1:42.943	+ 1.641	13:07:36.091	9 -	1:41.352	+ 0.050	13:19:29.967
3 -	1:43.386	+ 2.084	13:09:19.477	10 -	1:41.654	+ 0.352	13:21:11.621
4 -	1:42.194	+ 0.892	13:11:01.671	11 -	1:41.643	+ 0.341	13:22:53.264
5 -	1:41.533	+ 0.231	13:12:43.204	12 -	1:41.930	+ 0.628	13:24:35.194
6 -	1:42.290	+ 0.988	13:14:25.494	13 -	1:43.008	+ 1.706	13:26:18.202
7 -	1:41.302		13:16:06.796				
123	Jonathan MILLER						Sup Caterham 7
1 -	1:51.916	+ 10.597	13:05:54.110	8 -	1:42.039	+ 0.720	13:17:50.678
2 -	1:42.817	+ 1.498	13:07:36.927	9 -	1:41.319		13:19:31.997

Weather / Track : Sunny / Dry

Cadwell Park
Circuit Length = 2.1870 miles
Start: 13:04 End: 13:28

McMillan Motorsport Caterham Graduate Championship (Super & Sigma)

RACE 2 - LAP ANALYSIS

3 -	1:43.046	+ 1.727	13:09:19.973	10 -	1:41.566	+ 0.247	13:21:13.563
4 -	1:42.730	+ 1.411	13:11:02.703	11 -	1:43.388	+ 2.069	13:22:56.951
5 -	1:42.115	+ 0.796	13:12:44.818	12 -	1:43.089	+ 1.770	13:24:40.040
6 -	1:42.075	+ 0.756	13:14:26.893	13 -	1:43.428	+ 2.109	13:26:23.468
7 -	1:41.746	+ 0.427	13:16:08.639				
124	Martin COLLIER Sup Caterham 7						
1 -	1:51.315	+ 9.786	13:05:53.509	8 -	1:41.714	+ 0.185	13:17:51.919
2 -	1:42.903	+ 1.374	13:07:36.412	9 -	1:42.085	+ 0.556	13:19:34.004
3 -	1:42.731	+ 1.202	13:09:19.143	10 -	1:41.858	+ 0.329	13:21:15.862
4 -	1:44.713	+ 3.184	13:11:03.856	11 -	1:43.313	+ 1.784	13:22:59.175
5 -	1:42.702	+ 1.173	13:12:46.558	12 -	1:42.885	+ 1.356	13:24:42.060
6 -	1:41.529		13:14:28.087	13 -	1:42.904	+ 1.375	13:26:24.964
7 -	1:42.118	+ 0.589	13:16:10.205				
128	Martin KAY Sup Caterham 7						
1 -	1:58.325	+ 13.780	13:06:00.519	8 -	1:44.545		13:18:18.514
2 -	1:45.838	+ 1.293	13:07:46.357	9 -	1:45.508	+ 0.963	13:20:04.022
3 -	1:45.309	+ 0.764	13:09:31.666	10 -	1:46.248	+ 1.703	13:21:50.270
4 -	1:45.427	+ 0.882	13:11:17.093	11 -	1:47.416	+ 2.871	13:23:37.686
5 -	1:47.235	+ 2.690	13:13:04.328	12 -	1:49.819	+ 5.274	13:25:27.505
6 -	1:45.009	+ 0.464	13:14:49.337	13 -	1:47.853	+ 3.308	13:27:15.358
7 -	1:44.632	+ 0.087	13:16:33.969				
130	James POTTER Sup Caterham 7						
1 -	2:08.387	+ 24.973	13:06:10.581	8 -	1:43.779	+ 0.365	13:18:22.742
2 -	1:45.734	+ 2.320	13:07:56.315	9 -	1:44.065	+ 0.651	13:20:06.807
3 -	1:45.008	+ 1.594	13:09:41.323	10 -	1:44.210	+ 0.796	13:21:51.017
4 -	1:44.837	+ 1.423	13:11:26.160	11 -	1:45.679	+ 2.265	13:23:36.696
5 -	1:44.384	+ 0.970	13:13:10.544	12 -	1:45.837	+ 2.423	13:25:22.533
6 -	1:45.005	+ 1.591	13:14:55.549	13 -	1:45.292	+ 1.878	13:27:07.825
7 -	1:43.414		13:16:38.963				
155	Andrew SAGAR Sup Caterham 7						
1 -	1:54.233	+ 11.826	13:05:56.427	8 -	1:45.275	+ 2.868	13:18:09.117
2 -	1:44.205	+ 1.798	13:07:40.632	9 -	1:43.645	+ 1.238	13:19:52.762
3 -	1:44.155	+ 1.748	13:09:24.787	10 -	1:42.407		13:21:35.169
4 -	1:43.675	+ 1.268	13:11:08.462	11 -	1:43.223	+ 0.816	13:23:18.392
5 -	1:45.137	+ 2.730	13:12:53.599	12 -	1:42.870	+ 0.463	13:25:01.262
6 -	1:44.157	+ 1.750	13:14:37.756	13 -	1:47.036	+ 4.629	13:26:48.298
7 -	1:46.086	+ 3.679	13:16:23.842				
164	Paul ELLIOTT Sup Caterham 7						
1 -	2:02.569	+ 12.261	13:06:04.763	7 -	1:51.144	+ 0.836	13:17:20.302
2 -	1:55.938	+ 5.630	13:08:00.701	8 -	1:52.912	+ 2.604	13:19:13.214
3 -	1:53.569	+ 3.261	13:09:54.270	9 -	1:50.854	+ 0.546	13:21:04.068
4 -	1:52.695	+ 2.387	13:11:46.965	10 -	1:54.506	+ 4.198	13:22:58.574
5 -	1:50.843	+ 0.535	13:13:37.808	11 -	1:50.308		13:24:48.882
6 -	1:51.350	+ 1.042	13:15:29.158	12 -	1:50.781	+ 0.473	13:26:39.663
166	Barry WHITE Sup Caterham 7						
1 -	1:55.513	+ 12.790	13:05:57.707	7 -	1:45.487	+ 2.764	13:16:23.616
2 -	1:43.738	+ 1.015	13:07:41.445	8 -	1:44.302	+ 1.579	13:18:07.918
3 -	1:44.245	+ 1.522	13:09:25.690	9 -	1:42.962	+ 0.239	13:19:50.880
4 -	1:43.478	+ 0.755	13:11:09.168	10 -	1:42.723		13:21:33.603
5 -	1:44.922	+ 2.199	13:12:54.090	11 -	1:44.323	+ 1.600	13:23:17.926
6 -	1:44.039	+ 1.316	13:14:38.129	12 -	1:42.832	+ 0.109	13:25:00.758
167	Stephen CAPSEY Sup Caterham 7						
1 -	1:55.191	+ 13.018	13:05:57.385	8 -	1:43.420	+ 1.247	13:18:05.496
2 -	1:43.625	+ 1.452	13:07:41.010	9 -	1:42.856	+ 0.683	13:19:48.352
3 -	1:44.271	+ 2.098	13:09:25.281	10 -	1:42.173		13:21:30.525
4 -	1:43.511	+ 1.338	13:11:08.792	11 -	1:46.486	+ 4.313	13:23:17.011

Weather / Track : Sunny / Dry

Cadwell Park
Circuit Length = 2.1870 miles
Start: 13:04 End: 13:28

McMillan Motorsport Caterham Graduate Championship (Super & Sigma)

RACE 2 - LAP ANALYSIS

5 -	1:43.999	+ 1.826	13:12:52.791	12 -	1:43.165	+ 0.992	13:25:00.176
6 -	1:44.170	+ 1.997	13:14:36.961	13 -	1:46.894	+ 4.721	13:26:47.070
7 -	1:45.115	+ 2.942	13:16:22.076				
171	Ian ANDERSON		Sig Caterham 7				
1 -	2:07.751	+ 26.532	13:06:09.945	8 -	1:42.278	+ 1.059	13:18:06.851
2 -	1:46.479	+ 5.260	13:07:56.424	9 -	1:42.011	+ 0.792	13:19:48.862
3 -	1:41.219		13:09:37.643	10 -	1:42.492	+ 1.273	13:21:31.354
4 -	1:41.634	+ 0.415	13:11:19.277	11 -	1:43.304	+ 2.085	13:23:14.658
5 -	1:41.347	+ 0.128	13:13:00.624	12 -	1:42.920	+ 1.701	13:24:57.578
6 -	1:42.350	+ 1.131	13:14:42.974	13 -	1:43.451	+ 2.232	13:26:41.029
7 -	1:41.599	+ 0.380	13:16:24.573				
172	Ian DYBLE		Sig Caterham 7				
1 -	2:08.396	+ 25.836	13:06:10.590	8 -	1:42.872	+ 0.312	13:18:19.464
2 -	1:44.317	+ 1.757	13:07:54.907	9 -	1:42.560		13:20:02.024
3 -	1:44.659	+ 2.099	13:09:39.566	10 -	1:42.567	+ 0.007	13:21:44.591
4 -	1:45.092	+ 2.532	13:11:24.658	11 -	1:43.725	+ 1.165	13:23:28.316
5 -	1:43.885	+ 1.325	13:13:08.543	12 -	1:44.929	+ 2.369	13:25:13.245
6 -	1:44.697	+ 2.137	13:14:53.240	13 -	1:48.763	+ 6.203	13:27:02.008
7 -	1:43.352	+ 0.792	13:16:36.592				
175	Nick DYER		Sig Caterham 7				
1 -	2:10.535	+ 27.361	13:06:12.729	8 -	1:43.174		13:18:27.146
2 -	1:48.274	+ 5.100	13:08:01.003	9 -	1:43.547	+ 0.373	13:20:10.693
3 -	1:47.577	+ 4.403	13:09:48.580	10 -	1:44.690	+ 1.516	13:21:55.383
4 -	1:45.081	+ 1.907	13:11:33.661	11 -	1:45.351	+ 2.177	13:23:40.734
5 -	1:43.602	+ 0.428	13:13:17.263	12 -	1:46.382	+ 3.208	13:25:27.116
6 -	1:43.439	+ 0.265	13:15:00.702	13 -	1:46.550	+ 3.376	13:27:13.666
7 -	1:43.270	+ 0.096	13:16:43.972				
176	Bill SCOTT		Sig Caterham 7				
1 -	2:08.147	+ 25.713	13:06:10.341	8 -	1:44.143	+ 1.709	13:18:16.135
2 -	1:43.234	+ 0.800	13:07:53.575	9 -	1:43.709	+ 1.275	13:19:59.844
3 -	1:43.544	+ 1.110	13:09:37.119	10 -	1:42.434		13:21:42.278
4 -	1:43.149	+ 0.715	13:11:20.268	11 -	1:42.580	+ 0.146	13:23:24.858
5 -	1:43.394	+ 0.960	13:13:03.662	12 -	1:43.417	+ 0.983	13:25:08.275
6 -	1:44.487	+ 2.053	13:14:48.149	13 -	1:45.447	+ 3.013	13:26:53.722
7 -	1:43.843	+ 1.409	13:16:31.992				
181	Steve HUMPHREYS		Sig Caterham 7				
1 -	2:14.138	+ 29.926	13:06:16.332	8 -	1:46.011	+ 1.799	13:18:36.815
2 -	1:45.674	+ 1.462	13:08:02.006	9 -	1:48.037	+ 3.825	13:20:24.852
3 -	1:46.430	+ 2.218	13:09:48.436	10 -	1:46.403	+ 2.191	13:22:11.255
4 -	1:47.080	+ 2.868	13:11:35.516	11 -	1:47.063	+ 2.851	13:23:58.318
5 -	1:44.212		13:13:19.728	12 -	1:46.386	+ 2.174	13:25:44.704
6 -	1:45.564	+ 1.352	13:15:05.292	13 -	1:47.622	+ 3.410	13:27:32.326
7 -	1:45.512	+ 1.300	13:16:50.804				
184	Jonathan CLELAND		Sig Caterham 7				
1 -	2:15.561	+ 27.853	13:06:17.755	7 -	1:48.817	+ 1.109	13:17:11.640
2 -	1:47.948	+ 0.240	13:08:05.703	8 -	2:04.856	+ 17.148	13:19:16.496
3 -	1:50.212	+ 2.504	13:09:55.915	9 -	1:50.783	+ 3.075	13:21:07.279
4 -	1:49.367	+ 1.659	13:11:45.282	10 -	1:51.960	+ 4.252	13:22:59.239
5 -	1:49.833	+ 2.125	13:13:35.115	11 -	1:49.220	+ 1.512	13:24:48.459
6 -	1:47.708		13:15:22.823	12 -	1:47.790	+ 0.082	13:26:36.249
188	Alan DIXON		Sig Caterham 7				
1 -	2:14.021	+ 25.978	13:06:16.215	7 -	1:48.043		13:17:11.258
2 -	1:49.185	+ 1.142	13:08:05.400	8 -	1:50.246	+ 2.203	13:19:01.504
3 -	1:49.902	+ 1.859	13:09:55.302	9 -	1:50.006	+ 1.963	13:20:51.510
4 -	1:49.490	+ 1.447	13:11:44.792	10 -	1:49.938	+ 1.895	13:22:41.448
5 -	1:49.830	+ 1.787	13:13:34.622	11 -	1:50.804	+ 2.761	13:24:32.252

Weather / Track : Sunny / Dry

Cadwell Park
Circuit Length = 2.1870 miles
Start: 13:04 End: 13:28

McMillan Motorsport Caterham Graduate Championship (Super & Sigma)
RACE 2 - LAP ANALYSIS

6 -	1:48.593	+ 0.550	13:15:23.215	12 -	1:49.937	+ 1.894	13:26:22.189
191	Amanda BLACK		Sig Caterham 7				
1 -	2:08.530	+ 27.808	13:06:10.724	8 -	1:42.775	+ 2.053	13:18:08.230
2 -	1:43.125	+ 2.403	13:07:53.849	9 -	1:40.722		13:19:48.952
3 -	1:42.895	+ 2.173	13:09:36.744	10 -	1:42.537	+ 1.815	13:21:31.489
4 -	1:41.631	+ 0.909	13:11:18.375	11 -	1:43.378	+ 2.656	13:23:14.867
5 -	1:42.571	+ 1.849	13:13:00.946	12 -	1:42.768	+ 2.046	13:24:57.635
6 -	1:42.433	+ 1.711	13:14:43.379	13 -	1:50.448	+ 9.726	13:26:48.083
7 -	1:42.076	+ 1.354	13:16:25.455				

Weather / Track : Sunny / Dry

Cadwell Park
 Circuit Length = 2.1870 miles
 Start: 13:04 End: 13:28

McMillan Motorsport Caterham Graduat Championship (Super & Sigma)
RACE 12 - FIRST PART RED FLAG STOP - INFORMATION SHEET

POS	NO	CL	NAME	ENTRY	LAPS	TIME	GAP	DIFF	MPH	BEST	ON
1	103	Sup	Neil SHINNER	Caterham 7	2	3:31.448			74.46	1:41.911	2
2	102	Sup	Dylan STANLEY	Caterham 7	2	3:32.362	0.914	0.914	74.14	1:42.030	2
3	118	Sup	Kenny YOUNG	Caterham 7	2	3:33.677	2.229	1.315	73.69	1:42.976	2
4	104	Sup	Toby BRIANT	Caterham 7	2	3:34.085	2.637	0.408	73.55	1:42.593	2
5	124	Sup	Martin COLLIER	Caterham 7	2	3:34.477	3.029	0.392	73.41	1:43.229	2
6	123	Sup	Jonathan MILLER	Caterham 7	2	3:34.789	3.341	0.312	73.31	1:42.805	2
7	112	Sup	Gareth CORDEY	Caterham 7	2	3:39.977	8.529	5.188	71.58	1:44.351	2
8	107	Sup	Andy SKINNER	Caterham 7	2	3:40.648	9.200	0.671	71.36	1:45.311	2
9	155	Sup	Andrew SAGAR	Caterham 7	2	3:41.231	9.783	0.583	71.17	1:45.153	2
10	166	Sup	Barry WHITE	Caterham 7	2	3:41.787	10.339	0.556	70.99	1:45.179	2
11	128	Sup	Martin KAY	Caterham 7	2	3:42.501	11.053	0.714	70.76	1:44.262	2
12	130	Sup	James POTTER	Caterham 7	2	3:43.685	12.237	1.184	70.39	1:45.849	2
13	164	Sup	Paul ELLIOTT	Caterham 7	2	3:50.663	19.215	6.978	68.26	1:50.937	2
14	171	Sig	Ian ANDERSON	Caterham 7	2	4:05.165	33.717	14.502	64.22	1:44.644	2
15	191	Sig	Amanda BLACK	Caterham 7	2	4:05.491	34.043	0.326	64.14	1:45.396	2
16	176	Sig	Bill SCOTT	Caterham 7	2	4:07.035	35.587	1.544	63.74	1:45.439	2
17	181	Sig	Steve HUMPHREYS	Caterham 7	2	4:08.987	37.539	1.952	63.24	1:45.839	2
18	172	Sig	Ian DYBLE	Caterham 7	2	4:09.141	37.693	0.154	63.20	1:45.363	2
19	175	Sig	Nick DYER	Caterham 7	2	4:09.554	38.106	0.413	63.09	1:45.860	2
20	188	Sig	Alan DIXON	Caterham 7	2	4:15.041	43.593	5.487	61.74	1:48.598	2
21	167	Sup	Stephen CAPSEY	Caterham 7	1	1:55.096	1 lap	1 lap	68.40		
22	184	Sig	Jonathan CLELAND	Caterham 7	1	2:28.047	1 lap		53.17		
23	117	Sup	Roger FORD	Caterham 7	1	3:20.349	1 lap		39.29		

FASTEST LAP

103	Sup	Neil SHINNER	Caterham 7	2	1:41.911	77.25 mph	124.32 kph
171	Sig	Ian ANDERSON	Caterham 7	2	1:44.644	75.23 mph	121.08 kph

Weather / Track : Sunny / Dry

These results are provisional until the conclusion of any judicial and technical matters.

Cadwell Park

Circuit Length = 2.1870 miles

Start: 11:13 End: 11:18

Clerk of Course :

Timekeeper :

McMillan Motorsport Caterham Graduat Championship (Super & Sigma)

RACE 12 - GRID

ROW 13	184 Jonathan CLELAND	188 Alan DIXON
ROW 12	172 Ian DYBLE	175 Nick DYER
ROW 11	181 Steve HUMPHREYS	176 Bill SCOTT
ROW 10	171 Ian ANDERSON	191 Amanda BLACK
ROW 9		
ROW 8		117 Roger FORD
ROW 7	167 Stephen CAPSEY	164 Paul ELLIOTT
ROW 6	128 Martin KAY	130 James POTTER
ROW 5	166 Barry WHITE	155 Andrew SAGAR
ROW 4	112 Gareth CORDEY	107 Andy SKINNER
ROW 3	123 Jonathan MILLER	104 Toby BRIANT
ROW 2	124 Martin COLLIER	118 Kenny YOUNG
ROW 1	102 Dylan STANLEY	103 Neil SHINNER

Pole



Cadwell Park
Circuit Length = 2.1870 miles

These results are provisional until the conclusion of any judicial and technical matters.

Clerk of Course :		Timekeeper :
-------------------	--	--------------

McMillan Motorsport Caterham Graduat Championship (Super & Sigma)

RACE 12 - CLASSIFICATION

POS	NO	CL	NAME	ENTRY	LAPS	TIME	GAP	DIFF	MPH	BEST	ON
1	103	Sup	Neil SHINNER	Caterham 7	9	15:27.072			76.43	1:41.510	8
2	102	Sup	Dylan STANLEY	Caterham 7	9	15:27.336	0.264	0.264	76.41	1:41.432	6
3	118	Sup	Kenny YOUNG	Caterham 7	9	15:28.290	1.218	0.954	76.33	1:41.377	8
4	104	Sup	Toby BRIANT	Caterham 7	9	15:28.753	1.681	0.463	76.29	1:41.756	6
5	112	Sup	Gareth CORDEY	Caterham 7	9	15:39.750	12.678	10.997	75.40	1:42.425	5
6	107	Sup	Andy SKINNER	Caterham 7	9	15:43.036	15.964	3.286	75.13	1:42.366	4
7	128	Sup	Martin KAY	Caterham 7	9	15:43.302	16.230	0.266	75.11	1:42.388	6
8	191	Sig	Amanda BLACK	Caterham 7	9	15:48.917	21.845	5.615	74.67	1:42.004	9
9	176	Sig	Bill SCOTT	Caterham 7	9	16:02.638	35.566	13.721	73.60	1:43.049	9
10	188	Sig	Alan DIXON	Caterham 7	9	16:46.089	1:19.017	43.451	70.42	1:45.635	3
NOT CLASSIFIED											
DNF	171	Sig	Ian ANDERSON	Caterham 7	5	8:56.231	4 laps	4 laps	73.41	1:42.296	3
DNF	117	Sup	Roger FORD	Caterham 7	0						
FASTEST LAP											
	118	Sup	Kenny YOUNG	Caterham 7	8	1:41.377		77.66 mph		124.98 kph	
	191	Sig	Amanda BLACK	Caterham 7	9	1:42.004		77.18 mph		124.21 kph	

Weather / Track : Sunny / Dry
 These results are provisional until the conclusion of any judicial and technical matters.

Cadwell Park
 Circuit Length = 2.1870 miles
 Start: 17:38 End: 17:55

Clerk of Course :		Timekeeper :
-------------------	--	--------------

McMillan Motorsport Caterham Graduat Championship (Super & Sigma)

RACE 12 - LAP CHART

Lap 1			Lap 2			Lap 3			Lap 4			Lap 5		
No	Behind	Laptime	No	Behind	Laptime	No	Behind	Laptime	No	Behind	Laptime	No	Behind	Laptime
103		1:49.232	103		1:42.815	102		1:42.056	102		1:42.538	103		1:41.991
118	0.416	1:49.648	102	0.200	1:42.462	103	0.581	1:42.837	103	0.301	1:42.258	102	0.799	1:43.091
102	0.553	1:49.785	118	0.912	1:43.311	104	1.289	1:42.188	104	1.153	1:42.402	104	1.286	1:42.425
104	1.309	1:50.541	104	1.357	1:42.863	118	1.850	1:43.194	118	1.583	1:42.271	118	1.852	1:42.561
107	1.783	1:51.015	107	2.140	1:43.172	107	2.617	1:42.733	107	2.445	1:42.366	107	2.824	1:42.671
112	2.131	1:51.363	112	2.544	1:43.228	112	3.075	1:42.787	112	3.092	1:42.555	112	3.225	1:42.425
128	2.585	1:51.817	128	2.971	1:43.201	128	3.540	1:42.825	128	6.328	1:45.326	128	6.426	1:42.390
171	16.543	2:05.775	171	16.705	1:42.977	171	16.745	1:42.296	171	16.864	1:42.657	171	17.098	1:42.526
191	17.069	2:06.301	191	16.990	1:42.736	191	17.170	1:42.436	191	16.929	1:42.297	191	17.660	1:43.023
188	22.768	2:12.000	176	24.953	1:44.947	176	26.238	1:43.541	176	26.944	1:43.244	176	27.865	1:43.213
176	22.821	2:12.053	188	25.967	1:46.014	188	29.346	1:45.635	188	33.571	1:46.763	188	38.417	1:47.138

Weather / Track : Sunny / Dry

Cadwell Park
 Circuit Length = 2.1870 miles
 Start: 17:38 End: 17:55

McMillan Motorsport Caterham Graduat Championship (Super & Sigma)
RACE 12 - LAP CHART

Lap 6			Lap 7			Lap 8			Lap 9		
No	Behind	Laptime	No	Behind	Laptime	No	Behind	Laptime	No	Behind	Laptime
103		1:41.738	103		1:41.643	103		1:41.510	103		1:43.048
102	0.493	1:41.432	102	0.574	1:41.724	102	0.516	1:41.452	102	0.264	1:42.796
104	1.304	1:41.756	104	1.503	1:41.842	118	1.763	1:41.377	118	1.218	1:42.503
118	1.817	1:41.703	118	1.896	1:41.722	104	2.936	1:42.943	104	1.681	1:41.793
107	4.676	1:43.590	107	8.025	1:44.992	107	10.772	1:44.257	112	12.678	1:44.746
112	4.973	1:43.486	112	8.391	1:45.061	112	10.980	1:44.099	107	15.964	1:48.240
128	7.076	1:42.388	128	8.630	1:43.197	128	11.411	1:44.291	128	16.230	1:47.867
191	20.143	1:44.221	191	21.894	1:43.394	191	22.889	1:42.505	191	21.845	1:42.004
176	29.915	1:43.788	176	34.003	1:45.731	176	35.565	1:43.072	176	35.566	1:43.049
188	46.884	1:50.205	188	56.806	1:51.565	188	1:05.910	1:50.614	188	1:19.017	1:56.155

Weather / Track : Sunny / Dry

Cadwell Park
 Circuit Length = 2.1870 miles
 Start: 17:38 End: 17:55

McMillan Motorsport Caterham Graduat Championship (Super & Sigma)
RACE 12 - LAP ANALYSIS

102	Dylan STANLEY		Sup Caterham 7			
1 -	1:49.785	+ 8.353	17:40:36.837	6 -	1:41.432	17:49:08.416
2 -	1:42.462	+ 1.030	17:42:19.299	7 -	1:41.724	+ 0.292
3 -	1:42.056	+ 0.624	17:44:01.355	8 -	1:41.452	+ 0.020
4 -	1:42.538	+ 1.106	17:45:43.893	9 -	1:42.796	+ 1.364
5 -	1:43.091	+ 1.659	17:47:26.984			17:54:14.388
103	Neil SHINNER		Sup Caterham 7			
1 -	1:49.232	+ 7.722	17:40:36.284	6 -	1:41.738	+ 0.228
2 -	1:42.815	+ 1.305	17:42:19.099	7 -	1:41.643	+ 0.133
3 -	1:42.837	+ 1.327	17:44:01.936	8 -	1:41.510	
4 -	1:42.258	+ 0.748	17:45:44.194	9 -	1:43.048	+ 1.538
5 -	1:41.991	+ 0.481	17:47:26.185			17:54:14.124
104	Toby BRIANT		Sup Caterham 7			
1 -	1:50.541	+ 8.785	17:40:37.593	6 -	1:41.756	17:49:09.227
2 -	1:42.863	+ 1.107	17:42:20.456	7 -	1:41.842	+ 0.086
3 -	1:42.188	+ 0.432	17:44:02.644	8 -	1:42.943	+ 1.187
4 -	1:42.402	+ 0.646	17:45:45.046	9 -	1:41.793	+ 0.037
5 -	1:42.425	+ 0.669	17:47:27.471			17:54:15.805
107	Andy SKINNER		Sup Caterham 7			
1 -	1:51.015	+ 8.649	17:40:38.067	6 -	1:43.590	+ 1.224
2 -	1:43.172	+ 0.806	17:42:21.239	7 -	1:44.992	+ 2.626
3 -	1:42.733	+ 0.367	17:44:03.972	8 -	1:44.257	+ 1.891
4 -	1:42.366		17:45:46.338	9 -	1:48.240	+ 5.874
5 -	1:42.671	+ 0.305	17:47:29.009			17:54:30.088
112	Gareth CORDEY		Sup Caterham 7			
1 -	1:51.363	+ 8.938	17:40:38.415	6 -	1:43.486	+ 1.061
2 -	1:43.228	+ 0.803	17:42:21.643	7 -	1:45.061	+ 2.636
3 -	1:42.787	+ 0.362	17:44:04.430	8 -	1:44.099	+ 1.674
4 -	1:42.555	+ 0.130	17:45:46.985	9 -	1:44.746	+ 2.321
5 -	1:42.425		17:47:29.410			17:54:26.802
117	Roger FORD		Sup Caterham 7			
118	Kenny YOUNG		Sup Caterham 7			
1 -	1:49.648	+ 8.271	17:40:36.700	6 -	1:41.703	+ 0.326
2 -	1:43.311	+ 1.934	17:42:20.011	7 -	1:41.722	+ 0.345
3 -	1:43.194	+ 1.817	17:44:03.205	8 -	1:41.377	
4 -	1:42.271	+ 0.894	17:45:45.476	9 -	1:42.503	+ 1.126
5 -	1:42.561	+ 1.184	17:47:28.037			17:54:15.342
128	Martin KAY		Sup Caterham 7			
1 -	1:51.817	+ 9.429	17:40:38.869	6 -	1:42.388	17:49:14.999
2 -	1:43.201	+ 0.813	17:42:22.070	7 -	1:43.197	+ 0.809
3 -	1:42.825	+ 0.437	17:44:04.895	8 -	1:44.291	+ 1.903
4 -	1:45.326	+ 2.938	17:45:50.221	9 -	1:47.867	+ 5.479
5 -	1:42.390	+ 0.002	17:47:32.611			17:54:30.354
171	Ian ANDERSON		Sig Caterham 7			
1 -	2:05.775	+ 23.479	17:40:52.827	4 -	1:42.657	+ 0.361
2 -	1:42.977	+ 0.681	17:42:35.804	5 -	1:42.526	+ 0.230
3 -	1:42.296		17:44:18.100			17:46:00.757
176	Bill SCOTT		Sig Caterham 7			
1 -	2:12.053	+ 29.004	17:40:59.105	6 -	1:43.788	+ 0.739
2 -	1:44.947	+ 1.898	17:42:44.052	7 -	1:45.731	+ 2.682
3 -	1:43.541	+ 0.492	17:44:27.593	8 -	1:43.072	+ 0.023
						17:49:37.838
						17:51:23.569
						17:53:06.641

Weather / Track : Sunny / Dry

Cadwell Park
 Circuit Length = 2.1870 miles
 Start: 17:38 End: 17:55

McMillan Motorsport Caterham Graduat Championship (Super & Sigma)

RACE 12 - LAP ANALYSIS

4 -	1:43.244	+ 0.195	17:46:10.837	9 -	1:43.049		17:54:49.690
5 -	1:43.213	+ 0.164	17:47:54.050				
188	Alan DIXON		Sig Caterham 7				
1 -	2:12.000	+ 26.365	17:40:59.052	6 -	1:50.205	+ 4.570	17:49:54.807
2 -	1:46.014	+ 0.379	17:42:45.066	7 -	1:51.565	+ 5.930	17:51:46.372
3 -	1:45.635		17:44:30.701	8 -	1:50.614	+ 4.979	17:53:36.986
4 -	1:46.763	+ 1.128	17:46:17.464	9 -	1:56.155	+ 10.520	17:55:33.141
5 -	1:47.138	+ 1.503	17:48:04.602				
191	Amanda BLACK		Sig Caterham 7				
1 -	2:06.301	+ 24.297	17:40:53.353	6 -	1:44.221	+ 2.217	17:49:28.066
2 -	1:42.736	+ 0.732	17:42:36.089	7 -	1:43.394	+ 1.390	17:51:11.460
3 -	1:42.436	+ 0.432	17:44:18.525	8 -	1:42.505	+ 0.501	17:52:53.965
4 -	1:42.297	+ 0.293	17:46:00.822	9 -	1:42.004		17:54:35.969
5 -	1:43.023	+ 1.019	17:47:43.845				

Weather / Track : Sunny / Dry

Cadwell Park
 Circuit Length = 2.1870 miles
 Start: 17:38 End: 17:55