



McMILLAN MOTORSPORT CATERHAM GRADUATE CLASSIC CLASS CHAMPIONSHIP

Brands Hatch Indy Circuit

21st & 22nd April 2012



Results Provided by Timing Solutions Ltd
www.tsl-timing.com

McMillan Motorsport Caterham Graduate Championship - Classic Class
QUALIFYING - RACE 4 - CLASSIFICATION

| POS | NO | CL | NAME | ENTRY | TIME | ON | LAPS | GAP | DIFF | MPH |
|-----|----|----|-------------------|---------------------------|----------|----|------|-------|-------|-------|
| 1 | 97 | | Justin COX | Caterham 7 | 58.123 | 15 | 15 | | | 74.81 |
| 2 | 76 | | Amanda BLACK | Caterham 7 | 58.136 | 2 | 13 | 0.013 | 0.013 | 74.80 |
| 3 | 85 | | Stuart HIGGINS | Caterham 7 | 58.356 | 13 | 15 | 0.233 | 0.220 | 74.51 |
| 4 | 99 | | David PEARSON | Caterham 7 | 58.427 | 6 | 15 | 0.304 | 0.071 | 74.42 |
| 5 | 74 | | James RUSSELL | Caterham 7 | 58.468 | 10 | 15 | 0.345 | 0.041 | 74.37 |
| 6 | 73 | | Graeme SMITH | Caterham 7 | 58.510 | 15 | 15 | 0.387 | 0.042 | 74.32 |
| 7 | 77 | | Paul HAWKER | Caterham 7 | 58.585 | 7 | 15 | 0.462 | 0.075 | 74.22 |
| 8 | 75 | | Stuart THOMPSON | Caterham Classic Graduate | 58.825 | 6 | 15 | 0.702 | 0.240 | 73.92 |
| 9 | 88 | | Andrew OUTTERSIDE | Caterham 7 | 58.962 | 5 | 15 | 0.839 | 0.137 | 73.75 |
| 10 | 80 | | Trevor HARBER | Caterham 7 | 59.110 | 8 | 15 | 0.987 | 0.148 | 73.56 |
| 11 | 89 | | Graham SMITH | Caterham 7 | 59.354 | 6 | 15 | 1.231 | 0.244 | 73.26 |
| 12 | 84 | | Mark GIBSON | Caterham 7 | 1:00.183 | 12 | 14 | 2.060 | 0.829 | 72.25 |
| 13 | 83 | | Colin ROTHWELL | Caterham 7 | 1:00.497 | 13 | 15 | 2.374 | 0.314 | 71.88 |
| 14 | 79 | | Pete CANNARD | Caterham 7 | 1:00.792 | 15 | 15 | 2.669 | 0.295 | 71.53 |
| 15 | 91 | | Nigel LIDDELL | Caterham 7 | 1:02.194 | 13 | 14 | 4.071 | 1.402 | 69.91 |

Car No 76 needs a working transponder - Q.12.2.1

Weather / Track : Bright / Dry

These results are provisional until the conclusion of any judicial and technical matters.

Brands Hatch Indy

Circuit Length = 1.2079 miles

Start: 11:03 End: 11:21

| | | |
|-------------------|--|--------------|
| Clerk of Course : | | Timekeeper : |
|-------------------|--|--------------|

McMillan Motorsport Caterham Graduate Championship - Classic Class

QUALIFYING - RACE 4 - LAP ANALYSIS

| | | | | | | | |
|-----------|------------------------|----------|---------------------|---------------------------|-----------------|---------|---------------------|
| 73 | Graeme SMITH | | | Caterham 7 | | | |
| 1 - | 1:05.696 | + 7.186 | 11:05:04.448 | 9 - | 58.954 | + 0.444 | 11:12:59.208 |
| 2 - | 59.859 | + 1.349 | 11:06:04.307 | 10 - | 59.187 | + 0.677 | 11:13:58.395 |
| 3 - | 59.281 | + 0.771 | 11:07:03.588 | 11 - | 59.335 | + 0.825 | 11:14:57.730 |
| 4 - | 59.912 | + 1.402 | 11:08:03.500 | 12 - | 59.115 | + 0.605 | 11:15:56.845 |
| 5 - | 58.899 | + 0.389 | 11:09:02.399 | 13 - | 58.767 | + 0.257 | 11:16:55.612 |
| 6 - | 59.156 | + 0.646 | 11:10:01.555 | 14 - | 58.875 | + 0.365 | 11:17:54.487 |
| 7 - | 59.232 | + 0.722 | 11:11:00.787 | 15 - | 58.510 | | 11:18:52.997 |
| 8 - | 59.467 | + 0.957 | 11:12:00.254 | | | | |
| 74 | James RUSSELL | | | Caterham 7 | | | |
| 1 - | 1:06.960 | + 8.492 | 11:05:11.055 | 9 - | 59.020 | + 0.552 | 11:13:13.991 |
| 2 - | 59.493 | + 1.025 | 11:06:10.548 | 10 - | 58.468 | | 11:14:12.459 |
| 3 - | 1:04.308 | + 5.840 | 11:07:14.856 | 11 - | 59.151 | + 0.683 | 11:15:11.610 |
| 4 - | 1:01.668 | + 3.200 | 11:08:16.524 | 12 - | 59.292 | + 0.824 | 11:16:10.902 |
| 5 - | 59.056 | + 0.588 | 11:09:15.580 | 13 - | 1:00.145 | + 1.677 | 11:17:11.047 |
| 6 - | 1:00.776 | + 2.308 | 11:10:16.356 | 14 - | 59.696 | + 1.228 | 11:18:10.743 |
| 7 - | 58.481 | + 0.013 | 11:11:14.837 | 15 - | 59.381 | + 0.913 | 11:19:10.124 |
| 8 - | 1:00.134 | + 1.666 | 11:12:14.971 | | | | |
| 75 | Stuart THOMPSON | | | Caterham Classic Graduate | | | |
| 1 - | 1:08.850 | + 10.025 | 11:05:15.449 | 9 - | 59.559 | + 0.734 | 11:13:17.144 |
| 2 - | 1:01.055 | + 2.230 | 11:06:16.504 | 10 - | 58.838 | + 0.013 | 11:14:15.982 |
| 3 - | 1:01.623 | + 2.798 | 11:07:18.127 | 11 - | 59.504 | + 0.679 | 11:15:15.486 |
| 4 - | 1:00.470 | + 1.645 | 11:08:18.597 | 12 - | 1:00.245 | + 1.420 | 11:16:15.731 |
| 5 - | 1:00.150 | + 1.325 | 11:09:18.747 | 13 - | 59.361 | + 0.536 | 11:17:15.092 |
| 6 - | 58.825 | | 11:10:17.572 | 14 - | 59.135 | + 0.310 | 11:18:14.227 |
| 7 - | 59.593 | + 0.768 | 11:11:17.165 | 15 - | 59.314 | + 0.489 | 11:19:13.541 |
| 8 - | 1:00.420 | + 1.595 | 11:12:17.585 | | | | |
| 76 | Amanda BLACK | | | Caterham 7 | | | |
| 1 - | 59.174 | + 1.038 | 11:06:06.474 | 8 - | 58.888 | + 0.752 | 11:13:58.711 |
| 2 - | 58.136 | | 11:07:04.610 | 9 - | 58.789 | + 0.653 | 11:14:57.500 |
| 3 - | 59.590 | + 1.454 | 11:08:04.200 | 10 - | 59.064 | + 0.928 | 11:15:56.564 |
| 4 - | 1:56.617 | + 58.481 | 11:10:00.817 | 11 - | 58.877 | + 0.741 | 11:16:55.441 |
| 5 - | 58.911 | + 0.775 | 11:10:59.728 | 12 - | 58.759 | + 0.623 | 11:17:54.200 |
| 6 - | 59.201 | + 1.065 | 11:11:58.929 | 13 - | 59.537 | + 1.401 | 11:18:53.737 |
| 7 - | 1:00.894 | + 2.758 | 11:12:59.823 | | | | |
| 77 | Paul HAWKER | | | Caterham 7 | | | |
| 1 - | 1:08.416 | + 9.831 | 11:05:17.696 | 9 - | 59.036 | + 0.451 | 11:13:13.150 |
| 2 - | 1:01.089 | + 2.504 | 11:06:18.785 | 10 - | 58.922 | + 0.337 | 11:14:12.072 |
| 3 - | 1:00.864 | + 2.279 | 11:07:19.649 | 11 - | 1:00.215 | + 1.630 | 11:15:12.287 |
| 4 - | 59.461 | + 0.876 | 11:08:19.110 | 12 - | 58.896 | + 0.311 | 11:16:11.183 |
| 5 - | 59.113 | + 0.528 | 11:09:18.223 | 13 - | 59.312 | + 0.727 | 11:17:10.495 |
| 6 - | 58.696 | + 0.111 | 11:10:16.919 | 14 - | 1:00.761 | + 2.176 | 11:18:11.256 |
| 7 - | 58.585 | | 11:11:15.504 | 15 - | 59.048 | + 0.463 | 11:19:10.304 |
| 8 - | 58.610 | + 0.025 | 11:12:14.114 | | | | |
| 79 | Pete CANNARD | | | Caterham 7 | | | |
| 1 - | 1:09.671 | + 8.879 | 11:05:17.615 | 9 - | 1:01.379 | + 0.587 | 11:13:37.308 |
| 2 - | 1:04.570 | + 3.778 | 11:06:22.185 | 10 - | 1:01.698 | + 0.906 | 11:14:39.006 |
| 3 - | 1:01.737 | + 0.945 | 11:07:23.922 | 11 - | 1:01.213 | + 0.421 | 11:15:40.219 |
| 4 - | 1:01.509 | + 0.717 | 11:08:25.431 | 12 - | 1:00.826 | + 0.034 | 11:16:41.045 |
| 5 - | 1:01.786 | + 0.994 | 11:09:27.217 | 13 - | 1:01.112 | + 0.320 | 11:17:42.157 |
| 6 - | 1:02.937 | + 2.145 | 11:10:30.154 | 14 - | 1:01.201 | + 0.409 | 11:18:43.358 |
| 7 - | 1:04.597 | + 3.805 | 11:11:34.751 | 15 - | 1:00.792 | | 11:19:44.150 |
| 8 - | 1:01.178 | + 0.386 | 11:12:35.929 | | | | |
| 80 | Trevor HARBUR | | | Caterham 7 | | | |
| 1 - | 1:09.273 | + 10.163 | 11:05:14.915 | 9 - | 1:01.992 | + 2.882 | 11:13:15.746 |
| 2 - | 1:01.404 | + 2.294 | 11:06:16.319 | 10 - | 59.479 | + 0.369 | 11:14:15.225 |

Car No 76 needs a working transponder - Q.12.2.1

Weather / Track : Bright / Dry

Brands Hatch Indy
Circuit Length = 1.2079 miles
Start: 11:03 End: 11:21

McMillan Motorsport Caterham Graduate Championship - Classic Class

QUALIFYING - RACE 4 - LAP ANALYSIS

| | | | | | | | |
|-----------|--------------------------|----------|---------------------|-------------------|-----------------|---------|---------------------|
| 3 - | 59.309 | + 0.199 | 11:07:15.628 | 11 - | 59.961 | + 0.851 | 11:15:15.186 |
| 4 - | 59.795 | + 0.685 | 11:08:15.423 | 12 - | 1:00.178 | + 1.068 | 11:16:15.364 |
| 5 - | 59.773 | + 0.663 | 11:09:15.196 | 13 - | 59.639 | + 0.529 | 11:17:15.003 |
| 6 - | 59.837 | + 0.727 | 11:10:15.033 | 14 - | 1:00.592 | + 1.482 | 11:18:15.595 |
| 7 - | 59.611 | + 0.501 | 11:11:14.644 | 15 - | 59.430 | + 0.320 | 11:19:15.025 |
| 8 - | 59.110 | | 11:12:13.754 | | | | |
| 83 | Colin ROTHWELL | | | Caterham 7 | | | |
| 1 - | 1:12.563 | + 12.066 | 11:05:12.687 | 9 - | 1:04.801 | + 4.304 | 11:13:35.371 |
| 2 - | 1:06.598 | + 6.101 | 11:06:19.285 | 10 - | 1:04.336 | + 3.839 | 11:14:39.707 |
| 3 - | 1:03.709 | + 3.212 | 11:07:22.994 | 11 - | 1:00.725 | + 0.228 | 11:15:40.432 |
| 4 - | 1:02.108 | + 1.611 | 11:08:25.102 | 12 - | 1:01.313 | + 0.816 | 11:16:41.745 |
| 5 - | 1:01.761 | + 1.264 | 11:09:26.863 | 13 - | 1:00.497 | | 11:17:42.242 |
| 6 - | 1:01.293 | + 0.796 | 11:10:28.156 | 14 - | 1:00.707 | + 0.210 | 11:18:42.949 |
| 7 - | 1:01.414 | + 0.917 | 11:11:29.570 | 15 - | 1:00.721 | + 0.224 | 11:19:43.670 |
| 8 - | 1:01.000 | + 0.503 | 11:12:30.570 | | | | |
| 84 | Mark GIBSON | | | Caterham 7 | | | |
| 1 - | 1:12.095 | + 11.912 | 11:05:15.524 | 8 - | 1:00.743 | + 0.560 | 11:12:39.707 |
| 2 - | 1:10.889 | + 10.706 | 11:06:26.413 | 9 - | 1:00.610 | + 0.427 | 11:13:40.317 |
| 3 - | 1:03.200 | + 3.017 | 11:07:29.613 | 10 - | 1:05.697 | + 5.514 | 11:14:46.014 |
| 4 - | 1:01.568 | + 1.385 | 11:08:31.181 | 11 - | 1:00.337 | + 0.154 | 11:15:46.351 |
| 5 - | 1:02.390 | + 2.207 | 11:09:33.571 | 12 - | 1:00.183 | | 11:16:46.534 |
| 6 - | 1:01.131 | + 0.948 | 11:10:34.702 | 13 - | 1:02.500 | + 2.317 | 11:17:49.034 |
| 7 - | 1:04.262 | + 4.079 | 11:11:38.964 | 14 - | 1:01.839 | + 1.656 | 11:18:50.873 |
| 85 | Stuart HIGGINS | | | Caterham 7 | | | |
| 1 - | 1:06.595 | + 8.239 | 11:05:07.284 | 9 - | 59.413 | + 1.057 | 11:13:00.587 |
| 2 - | 59.874 | + 1.518 | 11:06:07.158 | 10 - | 58.540 | + 0.184 | 11:13:59.127 |
| 3 - | 58.538 | + 0.182 | 11:07:05.696 | 11 - | 59.380 | + 1.024 | 11:14:58.507 |
| 4 - | 58.506 | + 0.150 | 11:08:04.202 | 12 - | 58.987 | + 0.631 | 11:15:57.494 |
| 5 - | 58.791 | + 0.435 | 11:09:02.993 | 13 - | 58.356 | | 11:16:55.850 |
| 6 - | 58.599 | + 0.243 | 11:10:01.592 | 14 - | 59.387 | + 1.031 | 11:17:55.237 |
| 7 - | 59.234 | + 0.878 | 11:11:00.826 | 15 - | 59.195 | + 0.839 | 11:18:54.432 |
| 8 - | 1:00.348 | + 1.992 | 11:12:01.174 | | | | |
| 88 | Andrew OUTTERSIDE | | | Caterham 7 | | | |
| 1 - | 1:06.154 | + 7.192 | 11:05:03.650 | 9 - | 1:01.724 | + 2.762 | 11:13:04.961 |
| 2 - | 1:00.080 | + 1.118 | 11:06:03.730 | 10 - | 59.433 | + 0.471 | 11:14:04.394 |
| 3 - | 59.782 | + 0.820 | 11:07:03.512 | 11 - | 59.194 | + 0.232 | 11:15:03.588 |
| 4 - | 1:00.530 | + 1.568 | 11:08:04.042 | 12 - | 59.359 | + 0.397 | 11:16:02.947 |
| 5 - | 58.962 | | 11:09:03.004 | 13 - | 59.438 | + 0.476 | 11:17:02.385 |
| 6 - | 59.031 | + 0.069 | 11:10:02.035 | 14 - | 59.427 | + 0.465 | 11:18:01.812 |
| 7 - | 59.092 | + 0.130 | 11:11:01.127 | 15 - | 59.698 | + 0.736 | 11:19:01.510 |
| 8 - | 1:02.110 | + 3.148 | 11:12:03.237 | | | | |
| 89 | Graham SMITH | | | Caterham 7 | | | |
| 1 - | 1:05.627 | + 6.273 | 11:05:16.706 | 9 - | 1:00.102 | + 0.748 | 11:13:18.777 |
| 2 - | 1:01.254 | + 1.900 | 11:06:17.960 | 10 - | 1:00.282 | + 0.928 | 11:14:19.059 |
| 3 - | 1:00.757 | + 1.403 | 11:07:18.717 | 11 - | 59.899 | + 0.545 | 11:15:18.958 |
| 4 - | 59.434 | + 0.080 | 11:08:18.151 | 12 - | 59.956 | + 0.602 | 11:16:18.914 |
| 5 - | 59.423 | + 0.069 | 11:09:17.574 | 13 - | 1:00.150 | + 0.796 | 11:17:19.064 |
| 6 - | 59.354 | | 11:10:16.928 | 14 - | 1:00.111 | + 0.757 | 11:18:19.175 |
| 7 - | 59.965 | + 0.611 | 11:11:16.893 | 15 - | 1:00.256 | + 0.902 | 11:19:19.431 |
| 8 - | 1:01.782 | + 2.428 | 11:12:18.675 | | | | |
| 91 | Nigel LIDDELL | | | Caterham 7 | | | |
| 1 - | 1:10.178 | + 7.984 | 11:05:12.257 | 8 - | 1:02.602 | + 0.408 | 11:12:34.771 |
| 2 - | 1:04.076 | + 1.882 | 11:06:16.333 | 9 - | 1:02.772 | + 0.578 | 11:13:37.543 |
| 3 - | 1:04.428 | + 2.234 | 11:07:20.761 | 10 - | 1:03.357 | + 1.163 | 11:14:40.900 |
| 4 - | 1:03.303 | + 1.109 | 11:08:24.064 | 11 - | 1:02.242 | + 0.048 | 11:15:43.142 |
| 5 - | 1:02.667 | + 0.473 | 11:09:26.731 | 12 - | 1:02.488 | + 0.294 | 11:16:45.630 |
| 6 - | 1:03.226 | + 1.032 | 11:10:29.957 | 13 - | 1:02.194 | | 11:17:47.824 |

Car No 76 needs a working transponder - Q.12.2.1

Weather / Track : Bright / Dry

Brands Hatch Indy
Circuit Length = 1.2079 miles
Start: 11:03 End: 11:21

McMillan Motorsport Caterham Graduate Championship - Classic Class
QUALIFYING - RACE 4 - LAP ANALYSIS

| | | | | | | | |
|-----------|----------------------|----------|---------------------|-------------------|---------------|---------|---------------------|
| 7 - | 1:02.212 | + 0.018 | 11:11:32.169 | 14 - | 1:03.117 | + 0.923 | 11:18:50.941 |
| 97 | Justin COX | | | Caterham 7 | | | |
| 1 - | 1:09.053 | + 10.930 | 11:05:19.320 | 9 - | 59.116 | + 0.993 | 11:13:11.479 |
| 2 - | 1:00.115 | + 1.992 | 11:06:19.435 | 10 - | 58.653 | + 0.530 | 11:14:10.132 |
| 3 - | 1:00.281 | + 2.158 | 11:07:19.716 | 11 - | 1:06.143 | + 8.020 | 11:15:16.275 |
| 4 - | 58.971 | + 0.848 | 11:08:18.687 | 12 - | 59.272 | + 1.149 | 11:16:15.547 |
| 5 - | 58.311 | + 0.188 | 11:09:16.998 | 13 - | 58.388 | + 0.265 | 11:17:13.935 |
| 6 - | 58.224 | + 0.101 | 11:10:15.222 | 14 - | 58.390 | + 0.267 | 11:18:12.325 |
| 7 - | 58.591 | + 0.468 | 11:11:13.813 | 15 - | 58.123 | | 11:19:10.448 |
| 8 - | 58.550 | + 0.427 | 11:12:12.363 | | | | |
| 99 | David PEARSON | | | Caterham 7 | | | |
| 1 - | 1:07.610 | + 9.183 | 11:05:21.240 | 9 - | 58.692 | + 0.265 | 11:13:32.673 |
| 2 - | 1:00.693 | + 2.266 | 11:06:21.933 | 10 - | 58.847 | + 0.420 | 11:14:31.520 |
| 3 - | 58.784 | + 0.357 | 11:07:20.717 | 11 - | 58.651 | + 0.224 | 11:15:30.171 |
| 4 - | 58.512 | + 0.085 | 11:08:19.229 | 12 - | 58.560 | + 0.133 | 11:16:28.731 |
| 5 - | 1:13.299 | + 14.872 | 11:09:32.528 | 13 - | 58.514 | + 0.087 | 11:17:27.245 |
| 6 - | 58.427 | | 11:10:30.955 | 14 - | 1:01.657 | + 3.230 | 11:18:28.902 |
| 7 - | 1:03.802 | + 5.375 | 11:11:34.757 | 15 - | 58.815 | + 0.388 | 11:19:27.717 |
| 8 - | 59.224 | + 0.797 | 11:12:33.981 | | | | |

Car No 76 needs a working transponder - Q.12.2.1

Weather / Track : Bright / Dry


Brands Hatch Indy
 Circuit Length = 1.2079 miles
 Start: 11:03 End: 11:21

McMillan Motorsport Caterham Graduate Championship - Classic Class

RACE 4 - GRID

| | | |
|-------|--------------------------------|------------------------------|
| ROW 8 | 1:02.194 91 Nigel LIDDELL | |
| ROW 7 | 1:00.497 83 Colin ROTHWELL | 1:00.792 79 Pete CANNARD |
| ROW 6 | 59.354 89 Graham SMITH | 1:00.183 84 Mark GIBSON |
| ROW 5 | 58.962 88 Andrew OUTTERSIDE | 59.110 80 Trevor HARBUR |
| ROW 4 | 58.585 77 Paul HAWKER | 58.825 75 Stuart THOMPSON |
| ROW 3 | 58.468 74 James RUSSELL | 58.510 73 Graeme SMITH |
| ROW 2 | 58.356 85 Stuart HIGGINS | 58.427 99 David PEARSON |
| ROW 1 | 58.123 97 Justin COX | 58.136 76 Amanda BLACK |

Pole



Brands Hatch Indy
Circuit Length = 1.2079 miles

These results are provisional until the conclusion of any judicial and technical matters.

| | | |
|-------------------|--|--------------|
| Clerk of Course : | | Timekeeper : |
|-------------------|--|--------------|

McMillan Motorsport Caterham Graduate Championship - Classic Class

RACE 4 - CLASSIFICATION

| POS | NO | CL | NAME | ENTRY | LAPS | TIME | GAP | DIFF | MPH | BEST | ON |
|-----|----|----|-------------------|---------------------------|------|-----------|--------|--------|-------|----------|----|
| 1 | 99 | | David PEARSON | Caterham 7 | 22 | 21:43.206 | | | 73.41 | 58.350 | 15 |
| 2 | 74 | | James RUSSELL | Caterham 7 | 22 | 21:43.574 | 0.368 | 0.368 | 73.38 | 58.268 | 10 |
| 3 | 85 | | Stuart HIGGINS | Caterham 7 | 22 | 21:43.825 | 0.619 | 0.251 | 73.37 | 58.226 | 15 |
| 4 | 97 | | Justin COX | Caterham 7 | 22 | 21:43.945 | 0.739 | 0.120 | 73.36 | 58.077 | 20 |
| 5 | 73 | | Graeme SMITH | Caterham 7 | 22 | 21:44.045 | 0.839 | 0.100 | 73.36 | 57.370 | 15 |
| 6 | 76 | | Amanda BLACK | Caterham 7 | 22 | 21:44.210 | 1.004 | 0.165 | 73.35 | 57.951 | 21 |
| 7 | 88 | | Andrew OUTTERSIDE | Caterham 7 | 22 | 21:54.812 | 11.606 | 10.602 | 72.76 | 58.717 | 4 |
| 8 | 77 | | Paul HAWKER | Caterham 7 | 22 | 21:56.117 | 12.911 | 1.305 | 72.69 | 58.808 | 12 |
| 9 | 89 | | Graham SMITH | Caterham 7 | 22 | 21:56.191 | 12.985 | 0.074 | 72.68 | 58.801 | 10 |
| 10 | 75 | | Stuart THOMPSON | Caterham Classic Graduate | 22 | 21:56.571 | 13.365 | 0.380 | 72.66 | 58.919 | 21 |
| 11 | 80 | | Trevor HARBER | Caterham 7 | 22 | 22:03.892 | 20.686 | 7.321 | 72.26 | 58.948 | 4 |
| 12 | 83 | | Colin ROTHWELL | Caterham 7 | 22 | 22:26.384 | 43.178 | 22.492 | 71.05 | 59.956 | 19 |
| 13 | 84 | | Mark GIBSON | Caterham 7 | 22 | 22:26.586 | 43.380 | 0.202 | 71.04 | 1:00.095 | 21 |
| 14 | 79 | | Pete CANNARD | Caterham 7 | 22 | 22:27.783 | 44.577 | 1.197 | 70.98 | 1:00.247 | 21 |
| 15 | 91 | | Nigel LIDDELL | Caterham 7 | 21 | 22:04.887 | 1 lap | 1 lap | 68.92 | 1:01.878 | 14 |

FASTEST LAP

| | | | | | | |
|----|--------------|------------|----|--------|-----------|------------|
| 73 | Graeme SMITH | Caterham 7 | 15 | 57.370 | 75.79 mph | 121.98 kph |
|----|--------------|------------|----|--------|-----------|------------|

Car No 76 still needs a working transponder - Q.12.2.1

Weather / Track : Sunny / Dry

These results are provisional until the conclusion of any judicial and technical matters.

Brands Hatch Indy

Circuit Length = 1.2079 miles

Start: 16:02 End: 16:26

| | | | |
|-------------------|--|--------------|--|
| Clerk of Course : | | Timekeeper : | |
|-------------------|--|--------------|--|

McMillan Motorsport Caterham Graduate Championship - Classic Class

RACE 4 - LAP CHART

| Lap 1 | | | Lap 2 | | | Lap 3 | | | Lap 4 | | | Lap 5 | | |
|-------|--------|----------|-------|--------|----------|-------|--------|----------|-------|--------|----------|-------|--------|----------|
| No | Behind | Laptime | No | Behind | Laptime | No | Behind | Laptime | No | Behind | Laptime | No | Behind | Laptime |
| 99 | | 1:05.789 | 99 | | 59.623 | 97 | | 58.828 | 99 | | 59.313 | 99 | | 59.247 |
| 97 | 0.006 | 1:05.795 | 74 | 0.391 | 59.844 | 99 | 0.108 | 59.402 | 85 | 0.364 | 59.549 | 97 | 0.114 | 58.953 |
| 74 | 0.170 | 1:05.959 | 97 | 0.466 | 1:00.083 | 85 | 0.236 | 58.912 | 97 | 0.408 | 59.829 | 85 | 0.226 | 59.109 |
| 85 | 0.706 | 1:06.495 | 85 | 0.618 | 59.535 | 73 | 0.465 | 58.769 | 73 | 0.563 | 59.519 | 73 | 0.553 | 59.237 |
| 76 | 0.828 | 1:06.617 | 73 | 0.990 | 59.368 | 74 | 0.836 | 59.739 | 74 | 0.795 | 59.380 | 74 | 0.847 | 59.299 |
| 75 | 0.929 | 1:06.718 | 75 | 1.641 | 1:00.335 | 75 | 1.611 | 59.264 | 75 | 1.212 | 59.022 | 75 | 1.365 | 59.400 |
| 80 | 1.086 | 1:06.875 | 76 | 1.798 | 1:00.593 | 89 | 1.964 | 59.215 | 89 | 1.424 | 58.881 | 89 | 1.578 | 59.401 |
| 73 | 1.245 | 1:07.034 | 89 | 2.043 | 1:00.043 | 88 | 2.405 | 59.272 | 88 | 1.701 | 58.717 | 76 | 1.636 | 58.800 |
| 89 | 1.623 | 1:07.412 | 80 | 2.143 | 1:00.680 | 76 | 2.604 | 1:00.100 | 76 | 2.083 | 58.900 | 88 | 1.759 | 59.305 |
| 88 | 2.604 | 1:08.393 | 88 | 2.427 | 59.446 | 80 | 2.992 | 1:00.143 | 80 | 2.519 | 58.948 | 80 | 2.356 | 59.084 |
| 77 | 3.044 | 1:08.833 | 77 | 3.256 | 59.835 | 77 | 3.561 | 59.599 | 77 | 3.805 | 59.665 | 77 | 3.611 | 59.053 |
| 84 | 4.490 | 1:10.279 | 84 | 6.062 | 1:01.195 | 83 | 8.064 | 1:00.978 | 83 | 9.524 | 1:00.881 | 83 | 11.004 | 1:00.727 |
| 79 | 4.908 | 1:10.697 | 83 | 6.380 | 1:00.988 | 84 | 8.876 | 1:02.108 | 84 | 9.873 | 1:00.418 | 84 | 11.513 | 1:00.887 |
| 83 | 5.015 | 1:10.804 | 79 | 6.993 | 1:01.708 | 79 | 9.302 | 1:01.603 | 79 | 10.623 | 1:00.742 | 79 | 12.286 | 1:00.910 |
| 91 | 5.920 | 1:11.709 | 91 | 8.384 | 1:02.087 | 91 | 11.450 | 1:02.360 | 91 | 14.408 | 1:02.379 | 91 | 18.091 | 1:02.930 |

Car No 76 still needs a working transponder - Q.12.2.1

Weather / Track : Sunny / Dry

Brands Hatch Indy
Circuit Length = 1.2079 miles
Start: 16:02 End: 16:26

McMillan Motorsport Caterham Graduate Championship - Classic Class

RACE 4 - LAP CHART

| Lap 6 | | | Lap 7 | | | Lap 8 | | | Lap 9 | | | Lap 10 | | |
|-------|--------|----------|-------|--------|----------|-------|--------|----------|-------|--------|----------|--------|--------|----------|
| No | Behind | Laptime | No | Behind | Laptime | No | Behind | Laptime | No | Behind | Laptime | No | Behind | Laptime |
| 99 | | 58.751 | 85 | | 58.851 | 99 | | 58.899 | 99 | | 58.897 | 99 | | 58.958 |
| 97 | 0.114 | 58.751 | 97 | 0.025 | 59.031 | 85 | 0.592 | 59.552 | 97 | 0.440 | 58.741 | 97 | 0.092 | 58.610 |
| 85 | 0.269 | 58.794 | 99 | 0.061 | 59.181 | 97 | 0.596 | 59.531 | 85 | 0.586 | 58.891 | 85 | 0.424 | 58.796 |
| 73 | 0.656 | 58.854 | 73 | 0.598 | 59.062 | 73 | 0.683 | 59.045 | 74 | 1.541 | 59.481 | 74 | 0.851 | 58.268 |
| 74 | 0.923 | 58.827 | 74 | 0.822 | 59.019 | 74 | 0.957 | 59.095 | 73 | 1.849 | 1:00.063 | 73 | 1.357 | 58.466 |
| 75 | 1.782 | 59.168 | 89 | 2.054 | 59.252 | 88 | 2.266 | 59.162 | 88 | 2.903 | 59.534 | 76 | 2.921 | 58.771 |
| 89 | 1.922 | 59.095 | 88 | 2.064 | 59.180 | 76 | 2.878 | 59.373 | 76 | 3.108 | 59.127 | 88 | 2.922 | 58.977 |
| 88 | 2.004 | 58.996 | 76 | 2.465 | 58.580 | 89 | 3.387 | 1:00.293 | 89 | 3.511 | 59.021 | 89 | 3.354 | 58.801 |
| 76 | 3.005 | 1:00.120 | 75 | 2.818 | 1:00.156 | 75 | 3.745 | 59.887 | 75 | 3.881 | 59.033 | 75 | 4.037 | 59.114 |
| 80 | 3.047 | 59.442 | 80 | 3.346 | 59.419 | 80 | 4.672 | 1:00.286 | 77 | 5.758 | 59.755 | 77 | 5.693 | 58.893 |
| 77 | 4.193 | 59.333 | 77 | 4.111 | 59.038 | 77 | 4.900 | 59.749 | 80 | 6.187 | 1:00.412 | 80 | 6.831 | 59.602 |
| 83 | 12.858 | 1:00.605 | 83 | 14.414 | 1:00.676 | 83 | 16.212 | 1:00.758 | 83 | 18.385 | 1:01.070 | 83 | 20.055 | 1:00.628 |
| 84 | 13.307 | 1:00.545 | 84 | 14.581 | 1:00.394 | 84 | 16.950 | 1:01.329 | 84 | 18.760 | 1:00.707 | 84 | 20.375 | 1:00.573 |
| 79 | 13.800 | 1:00.265 | 79 | 15.366 | 1:00.686 | 79 | 17.462 | 1:01.056 | 79 | 19.355 | 1:00.790 | 79 | 21.510 | 1:01.113 |
| 91 | 22.057 | 1:02.717 | 91 | 26.121 | 1:03.184 | 91 | 30.158 | 1:02.997 | 91 | 33.791 | 1:02.530 | 91 | 37.434 | 1:02.601 |

Car No 76 still needs a working transponder - Q.12.2.1

Weather / Track : Sunny / Dry

Brands Hatch Indy
Circuit Length = 1.2079 miles
Start: 16:02 End: 16:26

McMillan Motorsport Caterham Graduate Championship - Classic Class

RACE 4 - LAP CHART

| Lap 11 | | | Lap 12 | | | Lap 13 | | | Lap 14 | | | Lap 15 | | |
|--------|--------|----------|--------|--------|----------|--------|--------|----------|--------|--------|----------|--------|--------|----------|
| No | Behind | Laptime | No | Behind | Laptime | No | Behind | Laptime | No | Behind | Laptime | No | Behind | Laptime |
| 99 | | 58.815 | 99 | | 58.783 | 99 | | 58.734 | 99 | | 58.831 | 99 | | 58.350 |
| 85 | 0.279 | 58.670 | 85 | 0.116 | 58.620 | 85 | 0.041 | 58.659 | 85 | 0.153 | 58.943 | 85 | 0.029 | 58.226 |
| 74 | 0.421 | 58.385 | 74 | 0.208 | 58.570 | 74 | 0.531 | 59.057 | 74 | 0.333 | 58.633 | 74 | 0.405 | 58.422 |
| 97 | 0.591 | 59.314 | 97 | 0.353 | 58.545 | 97 | 0.643 | 59.024 | 97 | 0.552 | 58.740 | 97 | 0.532 | 58.330 |
| 73 | 1.150 | 58.608 | 73 | 1.023 | 58.656 | 73 | 1.180 | 58.891 | 76 | 1.335 | 58.584 | 73 | 0.955 | 57.370 |
| 76 | 2.587 | 58.481 | 76 | 1.935 | 58.131 | 76 | 1.582 | 58.381 | 73 | 1.935 | 59.586 | 76 | 1.937 | 58.952 |
| 88 | 3.577 | 59.470 | 88 | 3.967 | 59.173 | 88 | 4.664 | 59.431 | 88 | 5.336 | 59.503 | 88 | 6.590 | 59.604 |
| 75 | 4.924 | 59.702 | 75 | 5.446 | 59.305 | 89 | 6.594 | 59.702 | 77 | 8.128 | 1:00.332 | 77 | 9.332 | 59.554 |
| 89 | 5.131 | 1:00.592 | 89 | 5.626 | 59.278 | 77 | 6.627 | 59.401 | 89 | 8.442 | 1:00.679 | 89 | 9.582 | 59.490 |
| 77 | 5.935 | 59.057 | 77 | 5.960 | 58.808 | 75 | 7.047 | 1:00.335 | 75 | 8.614 | 1:00.398 | 75 | 9.810 | 59.546 |
| 80 | 7.268 | 59.252 | 80 | 8.241 | 59.756 | 80 | 10.017 | 1:00.510 | 80 | 11.630 | 1:00.444 | 80 | 13.384 | 1:00.104 |
| 83 | 21.809 | 1:00.569 | 83 | 23.681 | 1:00.655 | 83 | 25.850 | 1:00.903 | 83 | 27.643 | 1:00.624 | 83 | 29.742 | 1:00.449 |
| 84 | 22.129 | 1:00.569 | 84 | 23.794 | 1:00.448 | 84 | 26.085 | 1:01.025 | 84 | 28.056 | 1:00.802 | 84 | 29.815 | 1:00.109 |
| 79 | 23.046 | 1:00.351 | 79 | 24.626 | 1:00.363 | 79 | 26.600 | 1:00.708 | 79 | 28.848 | 1:01.079 | 79 | 31.537 | 1:01.039 |
| 91 | 41.765 | 1:03.146 | 91 | 45.590 | 1:02.608 | 91 | 49.777 | 1:02.921 | 91 | 52.824 | 1:01.878 | 91 | 56.657 | 1:02.183 |

Car No 76 still needs a working transponder - Q.12.2.1

Weather / Track : Sunny / Dry

Brands Hatch Indy
Circuit Length = 1.2079 miles
Start: 16:02 End: 16:26

McMillan Motorsport Caterham Graduate Championship - Classic Class

RACE 4 - LAP CHART

| Lap 16 | | | Lap 17 | | | Lap 18 | | | Lap 19 | | | Lap 20 | | |
|--------|--------|----------|--------|--------|----------|--------|--------|----------|--------|--------|----------|--------|--------|----------|
| No | Behind | Laptime | No | Behind | Laptime | No | Behind | Laptime | No | Behind | Laptime | No | Behind | Laptime |
| 99 | | 58.503 | 99 | | 58.685 | 99 | | 59.021 | 99 | | 58.762 | 99 | | 58.812 |
| 85 | 0.271 | 58.745 | 85 | 0.126 | 58.540 | 85 | 0.102 | 58.997 | 85 | 0.469 | 59.129 | 85 | 0.138 | 58.481 |
| 74 | 0.557 | 58.655 | 74 | 0.599 | 58.727 | 74 | 0.330 | 58.752 | 74 | 0.632 | 59.064 | 74 | 0.236 | 58.416 |
| 97 | 0.725 | 58.696 | 97 | 0.731 | 58.691 | 97 | 0.364 | 58.654 | 97 | 1.176 | 59.574 | 97 | 0.441 | 58.077 |
| 73 | 1.117 | 58.665 | 73 | 1.109 | 58.677 | 76 | 0.918 | 58.792 | 73 | 1.258 | 59.101 | 73 | 1.006 | 58.560 |
| 76 | 1.434 | 58.000 | 76 | 1.147 | 58.398 | 73 | 0.919 | 58.831 | 76 | 2.166 | 1:00.010 | 76 | 2.203 | 58.849 |
| 88 | 7.515 | 59.428 | 91 | 1 LAP | 1:03.679 | 91 | 1 LAP | 1:01.997 | 88 | 8.592 | 59.104 | 88 | 9.760 | 59.980 |
| 77 | 10.303 | 59.474 | 88 | 7.943 | 59.113 | 88 | 8.250 | 59.328 | 91 | 1 LAP | 1:02.740 | 77 | 12.441 | 59.462 |
| 89 | 10.582 | 59.503 | 77 | 10.963 | 59.345 | 77 | 11.239 | 59.297 | 77 | 11.791 | 59.314 | 89 | 12.755 | 59.477 |
| 75 | 10.638 | 59.331 | 89 | 11.300 | 59.403 | 89 | 11.593 | 59.314 | 89 | 12.090 | 59.259 | 75 | 13.016 | 59.696 |
| 80 | 14.844 | 59.963 | 75 | 11.450 | 59.497 | 75 | 11.671 | 59.242 | 75 | 12.132 | 59.223 | 91 | 1 LAP | 1:03.242 |
| 84 | 31.880 | 1:00.568 | 80 | 16.085 | 59.926 | 80 | 16.491 | 59.427 | 80 | 17.435 | 59.706 | 80 | 18.332 | 59.709 |
| 83 | 32.111 | 1:00.872 | 84 | 33.620 | 1:00.425 | 84 | 35.017 | 1:00.418 | 84 | 36.993 | 1:00.738 | 83 | 39.387 | 1:00.924 |
| 79 | 34.287 | 1:01.253 | 83 | 33.813 | 1:00.387 | 83 | 36.081 | 1:01.289 | 83 | 37.275 | 59.956 | 84 | 40.073 | 1:01.892 |
| | | | 79 | 36.413 | 1:00.811 | 79 | 38.045 | 1:00.653 | 79 | 39.983 | 1:00.700 | 79 | 41.675 | 1:00.504 |

Car No 76 still needs a working transponder - Q.12.2.1

Weather / Track : Sunny / Dry

Brands Hatch Indy
Circuit Length = 1.2079 miles
Start: 16:02 End: 16:26

McMillan Motorsport Caterham Graduate Championship - Classic Class
RACE 4 - LAP CHART

| Lap 21 | | | Lap 22 | | |
|--------|--------|----------|--------|--------|----------|
| No | Behind | Laptime | No | Behind | Laptime |
| 99 | | 58.932 | 99 | | 58.918 |
| 74 | 0.466 | 59.162 | 74 | 0.368 | 58.820 |
| 85 | 0.539 | 59.333 | 85 | 0.619 | 58.998 |
| 97 | 0.733 | 59.224 | 97 | 0.739 | 58.924 |
| 73 | 0.988 | 58.914 | 73 | 0.839 | 58.769 |
| 76 | 1.222 | 57.951 | 76 | 1.004 | 58.700 |
| 88 | 10.379 | 59.551 | 88 | 11.606 | 1:00.145 |
| 77 | 12.556 | 59.047 | 77 | 12.911 | 59.273 |
| 89 | 12.663 | 58.840 | 89 | 12.985 | 59.240 |
| 75 | 13.003 | 58.919 | 75 | 13.365 | 59.280 |
| 91 | 1 LAP | 1:02.023 | 80 | 20.686 | 1:00.552 |
| 80 | 19.052 | 59.652 | 91 | 1 LAP | 1:02.976 |
| 83 | 41.044 | 1:00.589 | 83 | 43.178 | 1:01.052 |
| 84 | 41.236 | 1:00.095 | 84 | 43.380 | 1:01.062 |
| 79 | 42.990 | 1:00.247 | 79 | 44.577 | 1:00.505 |


Car No 76 still needs a working transponder - Q.12.2.1

Weather / Track : Sunny / Dry

Brands Hatch Indy
 Circuit Length = 1.2079 miles
 Start: 16:02 End: 16:26

McMillan Motorsport Caterham Graduate Championship - Classic Class

RACE 16 - GRID

| | | |
|--|--------------------------------|------------------------------|
| ROW 8 | 1:02.212 91 Nigel LIDDELL | |
| ROW 7 | 1:00.707 83 Colin ROTHWELL | 1:00.826 79 Pete CANNARD |
| ROW 6 | 59.423 89 Graham SMITH | 1:00.337 84 Mark GIBSON |
| ROW 5 | 59.031 88 Andrew OUTTERSIDE | 59.309 80 Trevor HARBUR |
| ROW 4 | 58.767 73 Graeme SMITH | 58.838 75 Stuart THOMPSON |
| ROW 3 | 58.610 77 Paul HAWKER | 58.759 76 Amanda BLACK |
| ROW 2 | 58.506 85 Stuart HIGGINS | 58.512 99 David PEARSON |
| ROW 1 | 58.224 97 Justin COX | 58.481 74 James RUSSELL |
| Pole | | |
|  | | |

Brands Hatch Indy
Circuit Length = 1.2079 miles

These results are provisional until the conclusion of any judicial and technical matters.

| | | |
|-------------------|--|--------------|
| Clerk of Course : | | Timekeeper : |
|-------------------|--|--------------|

McMillan Motorsport Caterham Graduate Championship - Classic Class

RACE 16 - CLASSIFICATION

| POS | NO | CL | NAME | ENTRY | LAPS | TIME | GAP | DIFF | MPH | BEST | ON |
|----------------|----|----|-------------------|---------------------------|------|-----------|---------|--------|-----------|------------|----|
| 1 | 99 | | David PEARSON | Caterham 7 | 22 | 21:38.568 | | | 73.67 | 58.236 | 19 |
| 2 | 97 | | Justin COX | Caterham 7 | 22 | 21:39.009 | 0.441 | 0.441 | 73.64 | 58.099 | 20 |
| 3 | 74 | | James RUSSELL | Caterham 7 | 22 | 21:47.964 | 9.396 | 8.955 | 73.14 | 58.335 | 22 |
| 4 | 76 | | Amanda BLACK | Caterham 7 | 22 | 21:48.426 | 9.858 | 0.462 | 73.11 | 58.197 | 22 |
| 5 | 85 | | Stuart HIGGINS | Caterham 7 | 22 | 21:50.192 | 11.624 | 1.766 | 73.01 | 58.538 | 21 |
| 6 | 80 | | Trevor HARBER | Caterham 7 | 22 | 21:50.225 | 11.657 | 0.033 | 73.01 | 58.240 | 7 |
| 7 | 73 | | Graeme SMITH | Caterham 7 | 22 | 21:57.380 | 18.812 | 7.155 | 72.62 | 58.377 | 21 |
| 8 | 75 | | Stuart THOMPSON | Caterham Classic Graduate | 22 | 22:00.893 | 22.325 | 3.513 | 72.42 | 58.842 | 19 |
| 9 | 83 | | Colin ROTHWELL | Caterham 7 | 22 | 22:30.921 | 52.353 | 30.028 | 70.81 | 59.877 | 16 |
| 10 | 84 | | Mark GIBSON | Caterham 7 | 22 | 22:31.175 | 52.607 | 0.254 | 70.80 | 59.443 | 14 |
| 11 | 89 | | Graham SMITH | Caterham 7 | 22 | 22:31.340 | 52.772 | 0.165 | 70.79 | 58.685 | 21 |
| 12 | 79 | | Pete CANNARD | Caterham 7 | 22 | 22:34.180 | 55.612 | 2.840 | 70.64 | 1:00.145 | 13 |
| 13 | 91 | | Nigel LIDDELL | Caterham 7 | 21 | 21:47.179 | 1 lap | 1 lap | 69.86 | 1:00.678 | 7 |
| 14 | 77 | | Paul HAWKER | Caterham 7 | 17 | 22:16.641 | 5 laps | 4 laps | 55.30 | 59.090 | 9 |
| NOT CLASSIFIED | | | | | | | | | | | |
| DNF | 88 | | Andrew OUTTERSIDE | Caterham 7 | 9 | 9:02.745 | 13 laps | 8 laps | 72.11 | 58.818 | 9 |
| FASTEST LAP | | | | | | | | | | | |
| | 97 | | Justin COX | Caterham 7 | 20 | 58.099 | | | 74.84 mph | 120.45 kph | |

Car No 89 - 5 second penalty - Exceeding track limits.

Car No 89 - 25 second penalty - Q.14.5.(c) & Q.12.6.(h)

Weather / Track : Bright / Drying

These results are provisional until the conclusion of any judicial and technical matters.

Brands Hatch Indy

Circuit Length = 1.2079 miles

Start: 14:17 End: 14:46

| | | | |
|-------------------|--|--------------|--|
| Clerk of Course : | | Timekeeper : | |
|-------------------|--|--------------|--|

McMillan Motorsport Caterham Graduate Championship - Classic Class

RACE 16 - LAP CHART

| Lap 1 | | | Lap 2 | | | Lap 3 | | | Lap 4 | | | Lap 5 | | |
|-------|--------|----------|-------|--------|----------|-------|--------|----------|-------|--------|----------|-------|--------|----------|
| No | Behind | Laptime | No | Behind | Laptime | No | Behind | Laptime | No | Behind | Laptime | No | Behind | Laptime |
| 99 | | 1:05.489 | 99 | | 1:00.261 | 99 | | 59.636 | 99 | | 58.821 | 99 | | 58.876 |
| 74 | 0.095 | 1:05.584 | 85 | 0.239 | 1:00.392 | 97 | 0.114 | 59.389 | 97 | 0.105 | 58.812 | 97 | 0.003 | 58.774 |
| 85 | 0.108 | 1:05.597 | 97 | 0.361 | 1:00.243 | 85 | 0.149 | 59.546 | 85 | 0.250 | 58.922 | 85 | 0.612 | 59.238 |
| 97 | 0.379 | 1:05.868 | 74 | 0.475 | 1:00.641 | 74 | 0.696 | 59.857 | 74 | 0.430 | 58.555 | 74 | 0.749 | 59.195 |
| 77 | 1.458 | 1:06.947 | 88 | 3.156 | 1:01.242 | 88 | 2.890 | 59.370 | 88 | 3.281 | 59.212 | 88 | 3.569 | 59.164 |
| 73 | 1.710 | 1:07.199 | 76 | 4.486 | 1:02.847 | 76 | 4.273 | 59.423 | 76 | 4.708 | 59.256 | 76 | 4.744 | 58.912 |
| 76 | 1.900 | 1:07.389 | 80 | 5.672 | 1:02.482 | 80 | 5.169 | 59.133 | 80 | 4.963 | 58.615 | 80 | 5.002 | 58.915 |
| 88 | 2.175 | 1:07.664 | 75 | 5.698 | 1:03.388 | 75 | 6.612 | 1:00.550 | 89 | 7.427 | 59.185 | 75 | 8.266 | 59.626 |
| 75 | 2.571 | 1:08.060 | 89 | 7.729 | 1:05.310 | 89 | 7.063 | 58.970 | 75 | 7.516 | 59.725 | 89 | 8.269 | 59.718 |
| 89 | 2.680 | 1:08.169 | 83 | 7.979 | 1:03.922 | 83 | 9.949 | 1:01.606 | 83 | 11.782 | 1:00.654 | 83 | 13.676 | 1:00.770 |
| 80 | 3.451 | 1:08.940 | 91 | 11.851 | 1:06.532 | 73 | 14.277 | 1:00.773 | 73 | 14.861 | 59.405 | 73 | 14.887 | 58.902 |
| 83 | 4.318 | 1:09.807 | 79 | 11.945 | 1:06.451 | 79 | 14.385 | 1:02.076 | 79 | 17.016 | 1:01.452 | 79 | 19.083 | 1:00.943 |
| 91 | 5.580 | 1:11.069 | 84 | 12.333 | 1:05.801 | 91 | 15.218 | 1:03.003 | 91 | 17.949 | 1:01.552 | 84 | 20.480 | 1:01.250 |
| 79 | 5.755 | 1:11.244 | 73 | 13.140 | 1:11.691 | 84 | 15.530 | 1:02.833 | 84 | 18.106 | 1:01.397 | 91 | 20.582 | 1:01.509 |
| 84 | 6.793 | 1:12.282 | | | | | | | | | | | | |

Car No 89 - 5 second penalty - Exceeding track limits.
 Car No 89 - 25 second penalty - Q.14.5.(c) & Q.12.6.(h)
 Weather / Track : Bright / Drying

Brands Hatch Indy
 Circuit Length = 1.2079 miles
 Start: 14:17 End: 14:46

McMillan Motorsport Caterham Graduate Championship - Classic Class

RACE 16 - LAP CHART

| Lap 6 | | | Lap 7 | | | Lap 8 | | | Lap 9 | | | Lap 10 | | |
|-------|--------|----------|-------|--------|----------|-------|--------|----------|-------|--------|----------|--------|--------|----------|
| No | Behind | Laptime | No | Behind | Laptime | No | Behind | Laptime | No | Behind | Laptime | No | Behind | Laptime |
| 99 | | 58.672 | 99 | | 58.365 | 99 | | 58.930 | 99 | | 58.363 | 99 | | 58.461 |
| 97 | 0.081 | 58.750 | 97 | 0.084 | 58.368 | 97 | 0.078 | 58.924 | 97 | 0.138 | 58.423 | 97 | 0.073 | 58.396 |
| 74 | 1.319 | 59.242 | 74 | 1.836 | 58.882 | 85 | 2.428 | 59.518 | 85 | 3.015 | 58.950 | 85 | 3.612 | 59.058 |
| 85 | 1.482 | 59.542 | 85 | 1.840 | 58.723 | 74 | 2.431 | 59.525 | 74 | 3.470 | 59.402 | 74 | 3.955 | 58.946 |
| 88 | 4.085 | 59.188 | 88 | 4.789 | 59.069 | 88 | 4.877 | 59.018 | 88 | 5.332 | 58.818 | 76 | 7.034 | 59.964 |
| 76 | 4.913 | 58.841 | 76 | 5.200 | 58.652 | 76 | 5.209 | 58.939 | 76 | 5.531 | 58.685 | 80 | 7.639 | 1:00.263 |
| 80 | 5.404 | 59.074 | 80 | 5.279 | 58.240 | 80 | 5.658 | 59.309 | 80 | 5.837 | 58.542 | 75 | 15.769 | 1:01.091 |
| 89 | 9.307 | 59.710 | 89 | 10.792 | 59.850 | 89 | 11.697 | 59.835 | 75 | 13.139 | 59.607 | 89 | 16.162 | 1:01.477 |
| 75 | 9.388 | 59.794 | 75 | 10.926 | 59.903 | 75 | 11.895 | 59.899 | 89 | 13.146 | 59.812 | 73 | 16.985 | 58.949 |
| 73 | 15.681 | 59.466 | 73 | 16.108 | 58.792 | 73 | 15.960 | 58.782 | 73 | 16.497 | 58.900 | 83 | 28.294 | 1:01.571 |
| 83 | 15.718 | 1:00.714 | 83 | 18.539 | 1:01.186 | 83 | 21.611 | 1:02.002 | 83 | 25.184 | 1:01.936 | 77 | 5 LAPS | 1:00.155 |
| 79 | 21.632 | 1:01.221 | 77 | 5 LAPS | 6:16.760 | 77 | 5 LAPS | 1:00.460 | 77 | 5 LAPS | 59.849 | 84 | 31.942 | 1:01.006 |
| 84 | 23.617 | 1:01.809 | 79 | 24.320 | 1:01.053 | 84 | 26.846 | 1:00.583 | 84 | 29.397 | 1:00.914 | 79 | 32.449 | 1:00.941 |
| 91 | 24.264 | 1:02.354 | 84 | 25.193 | 59.941 | 79 | 26.853 | 1:01.463 | 79 | 29.969 | 1:01.479 | 91 | 34.194 | 1:01.370 |
| | | | 91 | 26.577 | 1:00.678 | 91 | 28.695 | 1:01.048 | 91 | 31.285 | 1:00.953 | | | |

Car No 89 - 5 second penalty - Exceeding track limits.
 Car No 89 - 25 second penalty - Q.14.5.(c) & Q.12.6.(h)
 Weather / Track : Bright / Drying

Brands Hatch Indy
 Circuit Length = 1.2079 miles
 Start: 14:17 End: 14:46

McMillan Motorsport Caterham Graduate Championship - Classic Class

RACE 16 - LAP CHART

| Lap 11 | | | Lap 12 | | | Lap 13 | | | Lap 14 | | | Lap 15 | | |
|--------|--------|----------|--------|--------|----------|--------|--------|----------|--------|--------|----------|--------|--------|----------|
| No | Behind | Laptime | No | Behind | Laptime | No | Behind | Laptime | No | Behind | Laptime | No | Behind | Laptime |
| 99 | | 59.356 | 99 | | 58.747 | 99 | | 58.605 | 99 | | 58.386 | 99 | | 58.717 |
| 97 | 0.059 | 59.342 | 97 | 0.092 | 58.780 | 97 | 0.102 | 58.615 | 97 | 0.135 | 58.419 | 97 | 0.245 | 58.827 |
| 85 | 4.052 | 59.796 | 85 | 4.654 | 59.349 | 74 | 5.492 | 59.423 | 85 | 6.164 | 58.935 | 74 | 6.413 | 58.933 |
| 74 | 4.118 | 59.519 | 74 | 4.674 | 59.303 | 85 | 5.615 | 59.566 | 74 | 6.197 | 59.091 | 85 | 7.511 | 1:00.064 |
| 76 | 6.385 | 58.707 | 76 | 6.519 | 58.881 | 76 | 6.136 | 58.222 | 76 | 6.649 | 58.899 | 76 | 7.530 | 59.598 |
| 80 | 7.845 | 59.562 | 80 | 7.973 | 58.875 | 80 | 8.340 | 58.972 | 80 | 8.733 | 58.779 | 80 | 8.637 | 58.621 |
| 75 | 15.963 | 59.550 | 75 | 16.357 | 59.141 | 73 | 16.841 | 58.648 | 73 | 17.159 | 58.704 | 73 | 17.095 | 58.653 |
| 89 | 16.154 | 59.348 | 73 | 16.798 | 59.308 | 75 | 16.854 | 59.102 | 75 | 17.840 | 59.372 | 75 | 18.137 | 59.014 |
| 73 | 16.237 | 58.608 | 89 | 17.616 | 1:00.209 | 89 | 17.842 | 58.831 | 89 | 18.887 | 59.431 | 89 | 19.094 | 58.924 |
| 77 | 5 LAPS | 1:00.082 | 77 | 5 LAPS | 59.560 | 77 | 5 LAPS | 59.123 | 77 | 5 LAPS | 59.090 | 77 | 5 LAPS | 59.312 |
| 83 | 29.920 | 1:00.982 | 83 | 31.275 | 1:00.102 | 83 | 32.871 | 1:00.201 | 83 | 35.734 | 1:01.249 | 83 | 37.488 | 1:00.471 |
| 84 | 33.052 | 1:00.466 | 84 | 33.938 | 59.633 | 84 | 35.598 | 1:00.265 | 84 | 36.655 | 59.443 | 84 | 37.781 | 59.843 |
| 79 | 33.898 | 1:00.805 | 79 | 35.668 | 1:00.517 | 79 | 37.208 | 1:00.145 | 79 | 39.419 | 1:00.597 | 79 | 41.443 | 1:00.741 |
| 91 | 35.643 | 1:00.805 | 91 | 37.914 | 1:01.018 | 91 | 40.315 | 1:01.006 | 91 | 43.352 | 1:01.423 | 91 | 45.767 | 1:01.132 |

Car No 89 - 5 second penalty - Exceeding track limits.
 Car No 89 - 25 second penalty - Q.14.5.(c) & Q.12.6.(h)
 Weather / Track : Bright / Drying

Brands Hatch Indy
 Circuit Length = 1.2079 miles
 Start: 14:17 End: 14:46

McMillan Motorsport Caterham Graduate Championship - Classic Class

RACE 16 - LAP CHART

| Lap 16 | | | Lap 17 | | | Lap 18 | | | Lap 19 | | | Lap 20 | | |
|--------|--------|----------|--------|--------|----------|--------|--------|----------|--------|--------|----------|--------|--------|----------|
| No | Behind | Laptime | No | Behind | Laptime | No | Behind | Laptime | No | Behind | Laptime | No | Behind | Laptime |
| 99 | | 58.478 | 99 | | 58.602 | 99 | | 58.426 | 99 | | 58.236 | 99 | | 58.251 |
| 97 | 0.106 | 58.339 | 97 | 0.071 | 58.567 | 97 | 0.076 | 58.431 | 97 | 0.334 | 58.494 | 97 | 0.182 | 58.099 |
| 74 | 7.193 | 59.258 | 74 | 7.540 | 58.949 | 74 | 7.920 | 58.806 | 74 | 8.582 | 58.898 | 91 | 1 LAP | 1:03.212 |
| 85 | 8.054 | 59.021 | 85 | 8.459 | 59.007 | 85 | 9.081 | 59.048 | 85 | 9.635 | 58.790 | 74 | 9.120 | 58.789 |
| 76 | 8.154 | 59.102 | 76 | 8.603 | 59.051 | 76 | 9.126 | 58.949 | 76 | 9.668 | 58.778 | 76 | 9.967 | 58.550 |
| 80 | 8.700 | 58.541 | 80 | 9.011 | 58.913 | 80 | 9.332 | 58.747 | 80 | 10.069 | 58.973 | 85 | 11.050 | 59.666 |
| 73 | 17.352 | 58.735 | 73 | 17.323 | 58.573 | 73 | 17.452 | 58.555 | 73 | 18.033 | 58.817 | 80 | 11.490 | 59.672 |
| 75 | 18.883 | 59.224 | 75 | 19.420 | 59.139 | 75 | 19.946 | 58.952 | 75 | 20.552 | 58.842 | 73 | 18.612 | 58.830 |
| 89 | 19.949 | 59.333 | 89 | 20.190 | 58.843 | 89 | 20.726 | 58.962 | 89 | 21.256 | 58.766 | 75 | 21.282 | 58.981 |
| 77 | 5 LAPS | 59.340 | 77 | 5 LAPS | 59.433 | 77 | 5 LAPS | 59.199 | 77 | 5 LAPS | 59.210 | 89 | 21.861 | 58.856 |
| 83 | 38.887 | 59.877 | 83 | 40.568 | 1:00.283 | 83 | 42.722 | 1:00.580 | 83 | 45.097 | 1:00.611 | 77 | 5 LAPS | 59.226 |
| 84 | 39.210 | 59.907 | 84 | 40.617 | 1:00.009 | 84 | 42.748 | 1:00.557 | 84 | 45.158 | 1:00.646 | 83 | 47.068 | 1:00.222 |
| 79 | 43.474 | 1:00.509 | 79 | 45.384 | 1:00.512 | 79 | 47.421 | 1:00.463 | 79 | 49.485 | 1:00.300 | 84 | 47.340 | 1:00.433 |
| 91 | 49.442 | 1:02.153 | 91 | 52.539 | 1:01.699 | 91 | 55.632 | 1:01.519 | | | | 79 | 51.511 | 1:00.277 |

Car No 89 - 5 second penalty - Exceeding track limits.
 Car No 89 - 25 second penalty - Q.14.5.(c) & Q.12.6.(h)
 Weather / Track : Bright / Drying

Brands Hatch Indy
 Circuit Length = 1.2079 miles
 Start: 14:17 End: 14:46

McMillan Motorsport Caterham Graduate Championship - Classic Class
RACE 16 - LAP CHART

| Lap 21 | | | Lap 22 | | |
|--------|--------|----------|--------|--------|----------|
| No | Behind | Laptime | No | Behind | Laptime |
| 99 | | 58.362 | 99 | | 58.528 |
| 97 | 0.319 | 58.499 | 97 | 0.441 | 58.650 |
| 91 | 1 LAP | 1:01.750 | 91 | 1 LAP | 1:01.394 |
| 74 | 9.589 | 58.831 | 74 | 9.396 | 58.335 |
| 76 | 10.189 | 58.584 | 76 | 9.858 | 58.197 |
| 85 | 11.226 | 58.538 | 85 | 11.624 | 58.926 |
| 80 | 11.710 | 58.582 | 80 | 11.657 | 58.475 |
| 73 | 18.627 | 58.377 | 73 | 18.812 | 58.713 |
| 75 | 21.837 | 58.917 | 75 | 22.325 | 59.016 |
| 89 | 22.184 | 58.685 | 89 | 22.772 | 59.116 |
| 77 | 5 LAPS | 59.509 | 77 | 5 LAPS | 59.386 |
| 83 | 49.291 | 1:00.585 | 83 | 52.353 | 1:01.590 |
| 84 | 49.419 | 1:00.441 | 84 | 52.607 | 1:01.716 |
| 79 | 53.939 | 1:00.790 | 79 | 55.612 | 1:00.201 |

Car No 89 - 5 second penalty - Exceeding track limits.
Car No 89 - 25 second penalty - Q.14.5.(c) & Q.12.6.(h)
Weather / Track : Bright / Drying

Brands Hatch Indy
 Circuit Length = 1.2079 miles
 Start: 14:17 End: 14:46



McMILLAN MOTORSPORT CATERHAM GRADUATES SUPER CLASS CHAMPIONSHIP

Brands Hatch Indy Circuit

21st & 22nd April 2012



Results Provided by Timing Solutions Ltd
www.tsl-timing.com

McMillan Motorsport Caterham Graduate Championship - Super Class

QUALIFYING - RACE 2 - CLASSIFICATION

| POS | NO | CL | NAME | ENTRY | TIME | ON | LAPS | GAP | DIFF | MPH |
|-----|-----|----|-----------------|-------------------------|--------|----|------|-------|-------|-------|
| 1 | 102 | | Dylan STANLEY | Caterham 7 | 54.253 | 9 | 16 | | | 80.15 |
| 2 | 109 | | Sean MIGHALL | Caterham 7 | 54.421 | 15 | 16 | 0.168 | 0.168 | 79.90 |
| 3 | 104 | | Toby BRIANT | Caterham 7 | 54.427 | 16 | 16 | 0.174 | 0.006 | 79.89 |
| 4 | 150 | | Edward BENSON | Caterham 7 | 54.483 | 14 | 16 | 0.230 | 0.056 | 79.81 |
| 5 | 106 | | Charles ELLIOTT | Caterham 7 | 54.488 | 14 | 16 | 0.235 | 0.005 | 79.80 |
| 6 | 122 | | Jon WOLFE | Caterham Super Graduate | 54.535 | 12 | 13 | 0.282 | 0.047 | 79.73 |
| 7 | 105 | | Luke TZOUROU | Caterham 7 | 54.810 | 11 | 16 | 0.557 | 0.275 | 79.33 |
| 8 | 103 | | Neil SHINNER | Caterham 7 | 54.864 | 16 | 16 | 0.611 | 0.054 | 79.26 |
| 9 | 117 | | Roger FORD | Caterham 7 | 54.890 | 10 | 16 | 0.637 | 0.026 | 79.22 |
| 10 | 155 | | Andrew SAGAR | Caterham 7 | 54.939 | 16 | 16 | 0.686 | 0.049 | 79.15 |
| 11 | 107 | | Andy SKINNER | Caterham 7 | 55.015 | 16 | 16 | 0.762 | 0.076 | 79.04 |
| 12 | 112 | | Gareth CORDEY | Caterham 7 | 55.343 | 15 | 16 | 1.090 | 0.328 | 78.57 |
| 13 | 119 | | Anthony JAFFE | Caterham 7 | 55.413 | 15 | 16 | 1.160 | 0.070 | 78.47 |
| 14 | 128 | | Martin KAY | Caterham 7 | 55.532 | 14 | 15 | 1.279 | 0.119 | 78.30 |
| 15 | 125 | | Stephen HIRONS | Caterham 7 | 55.657 | 15 | 15 | 1.404 | 0.125 | 78.13 |
| 16 | 130 | | James POTTER | Caterham 7 | 55.718 | 15 | 15 | 1.465 | 0.061 | 78.04 |
| 17 | 166 | | Barry WHITE | Caterham 7 | 55.929 | 9 | 16 | 1.676 | 0.211 | 77.75 |
| 18 | 159 | | Andy MOLSON | Caterham 7 | 56.017 | 15 | 16 | 1.764 | 0.088 | 77.63 |
| 19 | 144 | | Andy COOMBS | Caterham 7 | 56.354 | 16 | 16 | 2.101 | 0.337 | 77.16 |
| 20 | 132 | | Nick BUDIBENT | Caterham 7 | 56.418 | 15 | 16 | 2.165 | 0.064 | 77.07 |
| 21 | 133 | | Andrew REDD | Caterham 7 | 56.733 | 14 | 15 | 2.480 | 0.315 | 76.65 |
| 22 | 120 | | John REAKS | Caterham 7 | 58.021 | 9 | 15 | 3.768 | 1.288 | 74.94 |
| 23 | 164 | | Paul ELLIOTT | Caterham 7 | 58.550 | 14 | 15 | 4.297 | 0.529 | 74.27 |

Car No 122 needs a working transponder - Q.12.2.1

Weather / Track : Sunny / Dry

These results are provisional until the conclusion of any judicial and technical matters.

Brands Hatch Indy

Circuit Length = 1.2079 miles

Start: 09:52 End: 10:12

| | | |
|-------------------|--|--------------|
| Clerk of Course : | | Timekeeper : |
|-------------------|--|--------------|

McMillan Motorsport Caterham Graduate Championship - Super Class

QUALIFYING - RACE 2 - LAP ANALYSIS

| | | | | | | |
|------------|------------------------|----------|-------------------|------|---------------|---------------------|
| 102 | Dylan STANLEY | | Caterham 7 | | | |
| 1 - | 1:06.829 | + 12.576 | 9:53:55.810 | 9 - | 54.253 | 10:01:21.070 |
| 2 - | 58.695 | + 4.442 | 9:54:54.505 | 10 - | 54.575 | 10:02:15.645 |
| 3 - | 55.508 | + 1.255 | 9:55:50.013 | 11 - | 56.540 | 10:03:12.185 |
| 4 - | 56.131 | + 1.878 | 9:56:46.144 | 12 - | 54.516 | 10:04:06.701 |
| 5 - | 55.728 | + 1.475 | 9:57:41.872 | 13 - | 55.542 | 10:05:02.243 |
| 6 - | 55.100 | + 0.847 | 9:58:36.972 | 14 - | 54.824 | 10:05:57.067 |
| 7 - | 55.095 | + 0.842 | 9:59:32.067 | 15 - | 54.718 | 10:06:51.785 |
| 8 - | 54.750 | + 0.497 | 10:00:26.817 | 16 - | 54.500 | 10:07:46.285 |
| 103 | Neil SHINNER | | Caterham 7 | | | |
| 1 - | 1:06.133 | + 11.269 | 9:53:47.142 | 9 - | 55.135 | 10:01:15.889 |
| 2 - | 58.478 | + 3.614 | 9:54:45.620 | 10 - | 55.315 | 10:02:11.204 |
| 3 - | 56.828 | + 1.964 | 9:55:42.448 | 11 - | 55.657 | 10:03:06.861 |
| 4 - | 56.487 | + 1.623 | 9:56:38.935 | 12 - | 55.307 | 10:04:02.168 |
| 5 - | 55.597 | + 0.733 | 9:57:34.532 | 13 - | 55.142 | 10:04:57.310 |
| 6 - | 55.406 | + 0.542 | 9:58:29.938 | 14 - | 55.290 | 10:05:52.600 |
| 7 - | 55.369 | + 0.505 | 9:59:25.307 | 15 - | 55.236 | 10:06:47.836 |
| 8 - | 55.447 | + 0.583 | 10:00:20.754 | 16 - | 54.864 | 10:07:42.700 |
| 104 | Toby BRIANT | | Caterham 7 | | | |
| 1 - | 1:06.204 | + 11.777 | 9:54:00.336 | 9 - | 55.088 | 10:01:25.096 |
| 2 - | 57.259 | + 2.832 | 9:54:57.595 | 10 - | 55.280 | 10:02:20.376 |
| 3 - | 56.167 | + 1.740 | 9:55:53.762 | 11 - | 55.473 | 10:03:15.849 |
| 4 - | 56.094 | + 1.667 | 9:56:49.856 | 12 - | 54.955 | 10:04:10.804 |
| 5 - | 55.160 | + 0.733 | 9:57:45.016 | 13 - | 54.760 | 10:05:05.564 |
| 6 - | 55.778 | + 1.351 | 9:58:40.794 | 14 - | 55.025 | 10:06:00.589 |
| 7 - | 54.741 | + 0.314 | 9:59:35.535 | 15 - | 54.539 | 10:06:55.128 |
| 8 - | 54.473 | + 0.046 | 10:00:30.008 | 16 - | 54.427 | 10:07:49.555 |
| 105 | Luke TZOUROU | | Caterham 7 | | | |
| 1 - | 1:06.044 | + 11.234 | 9:53:38.529 | 9 - | 55.083 | 10:01:04.794 |
| 2 - | 58.151 | + 3.341 | 9:54:36.680 | 10 - | 55.789 | 10:02:00.583 |
| 3 - | 56.103 | + 1.293 | 9:55:32.783 | 11 - | 54.810 | 10:02:55.393 |
| 4 - | 56.144 | + 1.334 | 9:56:28.927 | 12 - | 55.052 | 10:03:50.445 |
| 5 - | 55.431 | + 0.621 | 9:57:24.358 | 13 - | 54.995 | 10:04:45.440 |
| 6 - | 55.157 | + 0.347 | 9:58:19.515 | 14 - | 55.264 | 10:05:40.704 |
| 7 - | 55.160 | + 0.350 | 9:59:14.675 | 15 - | 55.163 | 10:06:35.867 |
| 8 - | 55.036 | + 0.226 | 10:00:09.711 | 16 - | 54.840 | 10:07:30.707 |
| 106 | Charles ELLIOTT | | Caterham 7 | | | |
| 1 - | 1:05.751 | + 11.263 | 9:53:48.841 | 9 - | 55.132 | 10:01:19.894 |
| 2 - | 58.828 | + 4.340 | 9:54:47.669 | 10 - | 55.218 | 10:02:15.112 |
| 3 - | 56.887 | + 2.399 | 9:55:44.556 | 11 - | 54.888 | 10:03:10.000 |
| 4 - | 57.632 | + 3.144 | 9:56:42.188 | 12 - | 55.065 | 10:04:05.065 |
| 5 - | 56.061 | + 1.573 | 9:57:38.249 | 13 - | 54.902 | 10:04:59.967 |
| 6 - | 55.592 | + 1.104 | 9:58:33.841 | 14 - | 54.488 | 10:05:54.455 |
| 7 - | 55.606 | + 1.118 | 9:59:29.447 | 15 - | 54.543 | 10:06:48.998 |
| 8 - | 55.315 | + 0.827 | 10:00:24.762 | 16 - | 55.907 | 10:07:44.905 |
| 107 | Andy SKINNER | | Caterham 7 | | | |
| 1 - | 1:03.876 | + 8.861 | 9:53:49.478 | 9 - | 55.128 | 10:01:20.459 |
| 2 - | 58.641 | + 3.626 | 9:54:48.119 | 10 - | 55.831 | 10:02:16.290 |
| 3 - | 57.346 | + 2.331 | 9:55:45.465 | 11 - | 55.177 | 10:03:11.467 |
| 4 - | 56.905 | + 1.890 | 9:56:42.370 | 12 - | 55.034 | 10:04:06.501 |
| 5 - | 56.100 | + 1.085 | 9:57:38.470 | 13 - | 55.060 | 10:05:01.561 |
| 6 - | 55.837 | + 0.822 | 9:58:34.307 | 14 - | 56.683 | 10:05:58.244 |
| 7 - | 55.558 | + 0.543 | 9:59:29.865 | 15 - | 55.094 | 10:06:53.338 |
| 8 - | 55.466 | + 0.451 | 10:00:25.331 | 16 - | 55.015 | 10:07:48.353 |
| 109 | Sean MIGHALL | | Caterham 7 | | | |
| 1 - | 1:09.382 | + 14.961 | 9:53:55.663 | 9 - | 55.277 | 10:01:25.247 |

Car No 122 needs a working transponder - Q.12.2.1

Weather / Track : Sunny / Dry

Brands Hatch Indy
Circuit Length = 1.2079 miles
Start: 09:52 End: 10:12

McMillan Motorsport Caterham Graduate Championship - Super Class

QUALIFYING - RACE 2 - LAP ANALYSIS

| | | | | | | | |
|------------|-----------------------|------------|--------------|--------------------------------|---------------|---------|---------------------|
| 2 - | 57.950 | + 3.529 | 9:54:53.613 | 10 - | 55.306 | + 0.885 | 10:02:20.553 |
| 3 - | 56.455 | + 2.034 | 9:55:50.068 | 11 - | 55.866 | + 1.445 | 10:03:16.419 |
| 4 - | 56.420 | + 1.999 | 9:56:46.488 | 12 - | 54.732 | + 0.311 | 10:04:11.151 |
| 5 - | 57.067 | + 2.646 | 9:57:43.555 | 13 - | 55.003 | + 0.582 | 10:05:06.154 |
| 6 - | 55.773 | + 1.352 | 9:58:39.328 | 14 - | 54.786 | + 0.365 | 10:06:00.940 |
| 7 - | 55.199 | + 0.778 | 9:59:34.527 | 15 - | 54.421 | | 10:06:55.361 |
| 8 - | 55.443 | + 1.022 | 10:00:29.970 | 16 - | 54.568 | + 0.147 | 10:07:49.929 |
| 112 | Gareth CORDEY | | | Caterham 7 | | | |
| 1 - | 1:07.254 | + 11.911 | 9:53:56.875 | 9 - | 56.129 | + 0.786 | 10:01:32.061 |
| 2 - | 59.964 | + 4.621 | 9:54:56.839 | 10 - | 55.729 | + 0.386 | 10:02:27.790 |
| 3 - | 56.764 | + 1.421 | 9:55:53.603 | 11 - | 56.064 | + 0.721 | 10:03:23.854 |
| 4 - | 56.882 | + 1.539 | 9:56:50.485 | 12 - | 56.075 | + 0.732 | 10:04:19.929 |
| 5 - | 56.587 | + 1.244 | 9:57:47.072 | 13 - | 56.034 | + 0.691 | 10:05:15.963 |
| 6 - | 56.583 | + 1.240 | 9:58:43.655 | 14 - | 55.707 | + 0.364 | 10:06:11.670 |
| 7 - | 56.396 | + 1.053 | 9:59:40.051 | 15 - | 55.343 | | 10:07:07.013 |
| 8 - | 55.881 | + 0.538 | 10:00:35.932 | 16 - | 55.441 | + 0.098 | 10:08:02.454 |
| 117 | Roger FORD | | | Caterham 7 | | | |
| 1 - | 1:08.136 | + 13.246 | 9:53:45.697 | 9 - | 55.077 | + 0.187 | 10:01:17.139 |
| 2 - | 58.206 | + 3.316 | 9:54:43.903 | 10 - | 54.890 | | 10:02:12.029 |
| 3 - | 57.558 | + 2.668 | 9:55:41.461 | 11 - | 55.421 | + 0.531 | 10:03:07.450 |
| 4 - | 55.940 | + 1.050 | 9:56:37.401 | 12 - | 55.500 | + 0.610 | 10:04:02.950 |
| 5 - | 56.380 | + 1.490 | 9:57:33.781 | 13 - | 55.771 | + 0.881 | 10:04:58.721 |
| 6 - | 56.674 | + 1.784 | 9:58:30.455 | 14 - | 55.174 | + 0.284 | 10:05:53.895 |
| 7 - | 55.863 | + 0.973 | 9:59:26.318 | 15 - | 55.010 | + 0.120 | 10:06:48.905 |
| 8 - | 55.744 | + 0.854 | 10:00:22.062 | 16 - | 54.939 | + 0.049 | 10:07:43.844 |
| 119 | Anthony JAFFE | | | Caterham 7 | | | |
| 1 - | 1:05.851 | + 10.438 | 9:53:47.544 | 9 - | 56.221 | + 0.808 | 10:01:30.916 |
| 2 - | 1:00.048 | + 4.635 | 9:54:47.592 | 10 - | 56.350 | + 0.937 | 10:02:27.266 |
| 3 - | 58.927 | + 3.514 | 9:55:46.519 | 11 - | 56.062 | + 0.649 | 10:03:23.328 |
| 4 - | 57.487 | + 2.074 | 9:56:44.006 | 12 - | 56.203 | + 0.790 | 10:04:19.531 |
| 5 - | 59.388 | + 3.975 | 9:57:43.394 | 13 - | 55.972 | + 0.559 | 10:05:15.503 |
| 6 - | 58.498 | + 3.085 | 9:58:41.892 | 14 - | 55.677 | + 0.264 | 10:06:11.180 |
| 7 - | 56.834 | + 1.421 | 9:59:38.726 | 15 - | 55.413 | | 10:07:06.593 |
| 8 - | 55.969 | + 0.556 | 10:00:34.695 | 16 - | 55.430 | + 0.017 | 10:08:02.023 |
| 120 | John REAKS | | | Caterham 7 | | | |
| 1 - | 1:09.235 | + 11.214 | 9:53:40.203 | 9 - | 58.021 | | 10:01:39.124 |
| 2 - | 1:01.486 | + 3.465 | 9:54:41.689 | 10 - | 59.093 | + 1.072 | 10:02:38.217 |
| 3 - | 59.784 | + 1.763 | 9:55:41.473 | 11 - | 58.891 | + 0.870 | 10:03:37.108 |
| 4 - | 1:00.950 | + 2.929 | 9:56:42.423 | 12 - | 58.355 | + 0.334 | 10:04:35.463 |
| 5 - | 1:02.158 | + 4.137 | 9:57:44.581 | 13 - | 58.957 | + 0.936 | 10:05:34.420 |
| 6 - | 59.066 | + 1.045 | 9:58:43.647 | 14 - | 58.190 | + 0.169 | 10:06:32.610 |
| 7 - | 59.246 | + 1.225 | 9:59:42.893 | 15 - | 58.085 | + 0.064 | 10:07:30.695 |
| 8 - | 58.210 | + 0.189 | 10:00:41.103 | | | | |
| 122 | Jon WOLFE | | | Caterham Super Graduate | | | |
| 1 - | 1:05.992 | + 11.457 | 9:53:47.000 | 8 - | 55.509 | + 0.974 | 10:03:06.706 |
| 2 - | 2:52.555 | + 1:58.020 | 9:56:39.555 | 9 - | 55.294 | + 0.759 | 10:04:02.000 |
| 3 - | 1:50.945 | + 56.410 | 9:58:30.500 | 10 - | 55.500 | + 0.965 | 10:04:57.500 |
| 4 - | 56.000 | + 1.465 | 9:59:26.500 | 11 - | 55.500 | + 0.965 | 10:05:53.000 |
| 5 - | 54.584 | + 0.049 | 10:00:21.084 | 12 - | 54.535 | | 10:06:47.535 |
| 6 - | 54.916 | + 0.381 | 10:01:16.000 | 13 - | 55.510 | + 0.975 | 10:07:43.045 |
| 7 - | 55.197 | + 0.662 | 10:02:11.197 | | | | |
| 125 | Stephen HIRONS | | | Caterham 7 | | | |
| 1 - | 1:07.112 | + 11.455 | 9:54:02.434 | 9 - | 56.180 | + 0.523 | 10:01:48.281 |
| 2 - | 1:02.036 | + 6.379 | 9:55:04.470 | 10 - | 56.166 | + 0.509 | 10:02:44.447 |
| 3 - | 1:00.780 | + 5.123 | 9:56:05.250 | 11 - | 56.961 | + 1.304 | 10:03:41.408 |
| 4 - | 58.902 | + 3.245 | 9:57:04.152 | 12 - | 56.113 | + 0.456 | 10:04:37.521 |
| 5 - | 57.320 | + 1.663 | 9:58:01.472 | 13 - | 55.907 | + 0.250 | 10:05:33.428 |

Car No 122 needs a working transponder - Q.12.2.1

Weather / Track : Sunny / Dry

Brands Hatch Indy
Circuit Length = 1.2079 miles
Start: 09:52 End: 10:12

McMillan Motorsport Caterham Graduate Championship - Super Class

QUALIFYING - RACE 2 - LAP ANALYSIS

| | | | | | | | |
|------------|---------------------------------|----------|--------------|------|---------------|----------|---------------------|
| 6 - | 57.030 | + 1.373 | 9:58:58.502 | 14 - | 56.557 | + 0.900 | 10:06:29.985 |
| 7 - | 56.590 | + 0.933 | 9:59:55.092 | 15 - | 55.657 | | 10:07:25.642 |
| 8 - | 57.009 | + 1.352 | 10:00:52.101 | | | | |
| 128 | Martin KAY Caterham 7 | | | | | | |
| 1 - | 1:05.707 | + 10.175 | 9:53:50.365 | 9 - | 57.964 | + 2.432 | 10:01:35.941 |
| 2 - | 58.447 | + 2.915 | 9:54:48.812 | 10 - | 1:08.062 | + 12.530 | 10:02:44.003 |
| 3 - | 57.841 | + 2.309 | 9:55:46.653 | 11 - | 1:01.139 | + 5.607 | 10:03:45.142 |
| 4 - | 57.736 | + 2.204 | 9:56:44.389 | 12 - | 56.241 | + 0.709 | 10:04:41.383 |
| 5 - | 1:03.362 | + 7.830 | 9:57:47.751 | 13 - | 55.864 | + 0.332 | 10:05:37.247 |
| 6 - | 56.102 | + 0.570 | 9:58:43.853 | 14 - | 55.532 | | 10:06:32.779 |
| 7 - | 57.930 | + 2.398 | 9:59:41.783 | 15 - | 55.654 | + 0.122 | 10:07:28.433 |
| 8 - | 56.194 | + 0.662 | 10:00:37.977 | | | | |
| 130 | James POTTER Caterham 7 | | | | | | |
| 1 - | 1:06.665 | + 10.947 | 9:54:02.868 | 9 - | 57.286 | + 1.568 | 10:01:49.531 |
| 2 - | 1:01.615 | + 5.897 | 9:55:04.483 | 10 - | 56.242 | + 0.524 | 10:02:45.773 |
| 3 - | 59.041 | + 3.323 | 9:56:03.524 | 11 - | 56.318 | + 0.600 | 10:03:42.091 |
| 4 - | 58.704 | + 2.986 | 9:57:02.228 | 12 - | 56.336 | + 0.618 | 10:04:38.427 |
| 5 - | 57.951 | + 2.233 | 9:58:00.179 | 13 - | 56.068 | + 0.350 | 10:05:34.495 |
| 6 - | 57.543 | + 1.825 | 9:58:57.722 | 14 - | 56.198 | + 0.480 | 10:06:30.693 |
| 7 - | 57.121 | + 1.403 | 9:59:54.843 | 15 - | 55.718 | | 10:07:26.411 |
| 8 - | 57.402 | + 1.684 | 10:00:52.245 | | | | |
| 132 | Nick BUDIBENT Caterham 7 | | | | | | |
| 1 - | 1:09.601 | + 13.183 | 9:53:46.583 | 9 - | 57.227 | + 0.809 | 10:01:34.816 |
| 2 - | 1:00.413 | + 3.995 | 9:54:46.996 | 10 - | 56.782 | + 0.364 | 10:02:31.598 |
| 3 - | 57.477 | + 1.059 | 9:55:44.473 | 11 - | 56.698 | + 0.280 | 10:03:28.296 |
| 4 - | 59.235 | + 2.817 | 9:56:43.708 | 12 - | 56.897 | + 0.479 | 10:04:25.193 |
| 5 - | 59.496 | + 3.078 | 9:57:43.204 | 13 - | 56.908 | + 0.490 | 10:05:22.101 |
| 6 - | 58.573 | + 2.155 | 9:58:41.777 | 14 - | 57.763 | + 1.345 | 10:06:19.864 |
| 7 - | 58.140 | + 1.722 | 9:59:39.917 | 15 - | 56.418 | | 10:07:16.282 |
| 8 - | 57.672 | + 1.254 | 10:00:37.589 | 16 - | 56.577 | + 0.159 | 10:08:12.859 |
| 133 | Andrew REDD Caterham 7 | | | | | | |
| 1 - | 1:24.301 | + 27.568 | 9:53:59.100 | 9 - | 58.289 | + 1.556 | 10:02:01.881 |
| 2 - | 1:07.907 | + 11.174 | 9:55:07.007 | 10 - | 57.754 | + 1.021 | 10:02:59.635 |
| 3 - | 1:03.228 | + 6.495 | 9:56:10.235 | 11 - | 57.351 | + 0.618 | 10:03:56.986 |
| 4 - | 1:00.697 | + 3.964 | 9:57:10.932 | 12 - | 1:19.285 | + 22.552 | 10:05:16.271 |
| 5 - | 59.402 | + 2.669 | 9:58:10.334 | 13 - | 58.872 | + 2.139 | 10:06:15.143 |
| 6 - | 58.113 | + 1.380 | 9:59:08.447 | 14 - | 56.733 | | 10:07:11.876 |
| 7 - | 57.558 | + 0.825 | 10:00:06.005 | 15 - | 56.858 | + 0.125 | 10:08:08.734 |
| 8 - | 57.587 | + 0.854 | 10:01:03.592 | | | | |
| 144 | Andy COOMBS Caterham 7 | | | | | | |
| 1 - | 1:08.911 | + 12.557 | 9:53:56.159 | 9 - | 56.521 | + 0.167 | 10:01:35.889 |
| 2 - | 1:00.606 | + 4.252 | 9:54:56.765 | 10 - | 56.669 | + 0.315 | 10:02:32.558 |
| 3 - | 58.415 | + 2.061 | 9:55:55.180 | 11 - | 56.448 | + 0.094 | 10:03:29.006 |
| 4 - | 57.143 | + 0.789 | 9:56:52.323 | 12 - | 56.394 | + 0.040 | 10:04:25.400 |
| 5 - | 57.216 | + 0.862 | 9:57:49.539 | 13 - | 57.062 | + 0.708 | 10:05:22.462 |
| 6 - | 56.719 | + 0.365 | 9:58:46.258 | 14 - | 56.840 | + 0.486 | 10:06:19.302 |
| 7 - | 56.643 | + 0.289 | 9:59:42.901 | 15 - | 56.373 | + 0.019 | 10:07:15.675 |
| 8 - | 56.467 | + 0.113 | 10:00:39.368 | 16 - | 56.354 | | 10:08:12.029 |
| 150 | Edward BENSON Caterham 7 | | | | | | |
| 1 - | 1:05.391 | + 10.908 | 9:53:38.773 | 9 - | 54.960 | + 0.477 | 10:01:04.029 |
| 2 - | 57.773 | + 3.290 | 9:54:36.546 | 10 - | 55.438 | + 0.955 | 10:01:59.467 |
| 3 - | 55.886 | + 1.403 | 9:55:32.432 | 11 - | 54.774 | + 0.291 | 10:02:54.241 |
| 4 - | 55.837 | + 1.354 | 9:56:28.269 | 12 - | 54.972 | + 0.489 | 10:03:49.213 |
| 5 - | 55.370 | + 0.887 | 9:57:23.639 | 13 - | 54.546 | + 0.063 | 10:04:43.759 |
| 6 - | 55.103 | + 0.620 | 9:58:18.742 | 14 - | 54.483 | | 10:05:38.242 |
| 7 - | 55.011 | + 0.528 | 9:59:13.753 | 15 - | 54.730 | + 0.247 | 10:06:32.972 |
| 8 - | 55.316 | + 0.833 | 10:00:09.069 | 16 - | 54.718 | + 0.235 | 10:07:27.690 |

Car No 122 needs a working transponder - Q.12.2.1

Weather / Track : Sunny / Dry

Brands Hatch Indy
Circuit Length = 1.2079 miles
Start: 09:52 End: 10:12

McMillan Motorsport Caterham Graduate Championship - Super Class

QUALIFYING - RACE 2 - LAP ANALYSIS

| | | | | | | | |
|------------|---------------------|----------|--------------|------------|---------------|---------|---------------------|
| 155 | Andrew SAGAR | | | Caterham 7 | | | |
| 1 - | 1:06.332 | + 11.393 | 9:53:38.141 | 9 - | 55.169 | + 0.230 | 10:01:06.537 |
| 2 - | 59.159 | + 4.220 | 9:54:37.300 | 10 - | 55.624 | + 0.685 | 10:02:02.161 |
| 3 - | 56.233 | + 1.294 | 9:55:33.533 | 11 - | 56.157 | + 1.218 | 10:02:58.318 |
| 4 - | 55.888 | + 0.949 | 9:56:29.421 | 12 - | 55.224 | + 0.285 | 10:03:53.542 |
| 5 - | 55.341 | + 0.402 | 9:57:24.762 | 13 - | 55.289 | + 0.350 | 10:04:48.831 |
| 6 - | 55.676 | + 0.737 | 9:58:20.438 | 14 - | 55.230 | + 0.291 | 10:05:44.061 |
| 7 - | 55.776 | + 0.837 | 9:59:16.214 | 15 - | 55.099 | + 0.160 | 10:06:39.160 |
| 8 - | 55.154 | + 0.215 | 10:00:11.368 | 16 - | 54.939 | | 10:07:34.099 |
| 159 | Andy MOLSON | | | Caterham 7 | | | |
| 1 - | 1:07.843 | + 11.826 | 9:54:00.530 | 9 - | 56.908 | + 0.891 | 10:01:39.385 |
| 2 - | 59.796 | + 3.779 | 9:55:00.326 | 10 - | 56.874 | + 0.857 | 10:02:36.259 |
| 3 - | 59.244 | + 3.227 | 9:55:59.570 | 11 - | 56.745 | + 0.728 | 10:03:33.004 |
| 4 - | 57.002 | + 0.985 | 9:56:56.572 | 12 - | 56.616 | + 0.599 | 10:04:29.620 |
| 5 - | 56.150 | + 0.133 | 9:57:52.722 | 13 - | 56.439 | + 0.422 | 10:05:26.059 |
| 6 - | 56.957 | + 0.940 | 9:58:49.679 | 14 - | 56.997 | + 0.980 | 10:06:23.056 |
| 7 - | 56.639 | + 0.622 | 9:59:46.318 | 15 - | 56.017 | | 10:07:19.073 |
| 8 - | 56.159 | + 0.142 | 10:00:42.477 | 16 - | 56.528 | + 0.511 | 10:08:15.601 |
| 164 | Paul ELLIOTT | | | Caterham 7 | | | |
| 1 - | 1:17.080 | + 18.530 | 9:53:52.807 | 9 - | 1:00.715 | + 2.165 | 10:02:04.289 |
| 2 - | 1:06.834 | + 8.284 | 9:54:59.641 | 10 - | 59.101 | + 0.551 | 10:03:03.390 |
| 3 - | 1:02.637 | + 4.087 | 9:56:02.278 | 11 - | 1:00.474 | + 1.924 | 10:04:03.864 |
| 4 - | 1:02.022 | + 3.472 | 9:57:04.300 | 12 - | 1:00.655 | + 2.105 | 10:05:04.519 |
| 5 - | 1:00.258 | + 1.708 | 9:58:04.558 | 13 - | 59.400 | + 0.850 | 10:06:03.919 |
| 6 - | 59.585 | + 1.035 | 9:59:04.143 | 14 - | 58.550 | | 10:07:02.469 |
| 7 - | 59.131 | + 0.581 | 10:00:03.274 | 15 - | 58.884 | + 0.334 | 10:08:01.353 |
| 8 - | 1:00.300 | + 1.750 | 10:01:03.574 | | | | |
| 166 | Barry WHITE | | | Caterham 7 | | | |
| 1 - | 1:07.667 | + 11.738 | 9:53:45.974 | 9 - | 55.929 | | 10:01:26.664 |
| 2 - | 58.913 | + 2.984 | 9:54:44.887 | 10 - | 56.362 | + 0.433 | 10:02:23.026 |
| 3 - | 57.575 | + 1.646 | 9:55:42.462 | 11 - | 56.215 | + 0.286 | 10:03:19.241 |
| 4 - | 59.716 | + 3.787 | 9:56:42.178 | 12 - | 56.193 | + 0.264 | 10:04:15.434 |
| 5 - | 57.990 | + 2.061 | 9:57:40.168 | 13 - | 56.928 | + 0.999 | 10:05:12.362 |
| 6 - | 56.246 | + 0.317 | 9:58:36.414 | 14 - | 56.191 | + 0.262 | 10:06:08.553 |
| 7 - | 56.837 | + 0.908 | 9:59:33.251 | 15 - | 56.377 | + 0.448 | 10:07:04.930 |
| 8 - | 57.484 | + 1.555 | 10:00:30.735 | 16 - | 56.131 | + 0.202 | 10:08:01.061 |

Car No 122 needs a working transponder - Q.12.2.1

Weather / Track : Sunny / Dry

Brands Hatch Indy
Circuit Length = 1.2079 miles
Start: 09:52 End: 10:12

McMillan Motorsport Caterham Graduate Championship - Super Class

RACE 2 - CLASSIFICATION - AMENDED

| POS | NO | CL | NAME | ENTRY | LAPS | TIME | GAP | DIFF | MPH | BEST | ON |
|----------------|-----|----|-----------------|-------------------------|------|-----------|---------|--------|-----------|------------|----|
| 1 | 150 | | Edward BENSON | Caterham 7 | 23 | 21:11.614 | | | 78.65 | 54.500 | 5 |
| 2 | 104 | | Toby BRIANT | Caterham 7 | 23 | 21:14.593 | 2.979 | 2.979 | 78.47 | 54.449 | 12 |
| 3 | 122 | | Jon WOLFE | Caterham Super Graduate | 23 | 21:14.934 | 3.320 | 0.341 | 78.44 | 54.435 | 23 |
| 4 | 102 | | Dylan STANLEY | Caterham 7 | 23 | 21:19.574 | 7.960 | 4.640 | 78.16 | 54.308 | 13 |
| 5 | 106 | | Charles ELLIOTT | Caterham 7 | 23 | 21:20.602 | 8.988 | 1.028 | 78.10 | 54.768 | 9 |
| 6 | 109 | | Sean MIGHALL | Caterham 7 | 23 | 21:22.301 | 10.687 | 1.699 | 77.99 | 54.775 | 16 |
| 7 | 112 | | Gareth CORDEY | Caterham 7 | 23 | 21:27.135 | 15.521 | 4.834 | 77.70 | 55.020 | 8 |
| 8 | 107 | | Andy SKINNER | Caterham 7 | 23 | 21:29.039 | 17.425 | 1.904 | 77.59 | 55.214 | 17 |
| 9 | 117 | | Roger FORD | Caterham 7 | 23 | 21:29.213 | 17.599 | 0.174 | 77.58 | 55.144 | 9 |
| 10 | 119 | | Anthony JAFFE | Caterham 7 | 23 | 21:35.245 | 23.631 | 6.032 | 77.21 | 55.513 | 15 |
| 11 | 128 | | Martin KAY | Caterham 7 | 23 | 21:43.115 | 31.501 | 7.870 | 76.75 | 55.398 | 9 |
| 12 | 155 | | Andrew SAGAR | Caterham 7 | 23 | 21:52.182 | 40.568 | 9.067 | 76.22 | 54.840 | 4 |
| 13 | 132 | | Nick BUDIBENT | Caterham 7 | 23 | 21:56.806 | 45.192 | 4.624 | 75.95 | 55.815 | 18 |
| 14 | 133 | | Andrew REDD | Caterham 7 | 23 | 22:01.503 | 49.889 | 4.697 | 75.68 | 55.557 | 17 |
| 15 | 166 | | Barry WHITE | Caterham 7 | 23 | 22:01.528 | 49.914 | 0.025 | 75.68 | 55.760 | 17 |
| 16 | 144 | | Andy COOMBS | Caterham 7 | 23 | 22:05.835 | 54.221 | 4.307 | 75.43 | 56.069 | 19 |
| 17 | 164 | | Paul ELLIOTT | Caterham 7 | 22 | 21:43.045 | 1 lap | 1 lap | 73.41 | 57.055 | 4 |
| 18 | 120 | | John REAKS | Caterham 7 | 22 | 21:45.822 | 1 lap | 2.777 | 73.26 | 57.746 | 20 |
| NOT CLASSIFIED | | | | | | | | | | | |
| DNF | 125 | | Stephen HIRONS | Caterham 7 | 17 | 16:00.984 | 6 laps | 5 laps | 76.92 | 55.330 | 12 |
| DNF | 103 | | Neil SHINNER | Caterham 7 | 14 | 13:00.898 | 9 laps | 3 laps | 77.96 | 54.816 | 11 |
| DNF | 159 | | Andy MOLSON | Caterham 7 | 14 | 13:27.991 | 9 laps | 27.093 | 75.34 | 56.051 | 8 |
| DNF | 130 | | James POTTER | Caterham 7 | 12 | 11:32.681 | 11 laps | 2 laps | 75.33 | 55.973 | 7 |
| FASTEST LAP | | | | | | | | | | | |
| | 102 | | Dylan STANLEY | Caterham 7 | 13 | 54.308 | | | 80.07 mph | 128.86 kph | |

Car No 102 - 5 second penalty - Exceeding Track Limits : Car No 109 Formal written warning - 2 penalty points -
 Car No 119 - Given a verbal warning - Q.15.1 : Car No 105 - Excluded from result - 4 penalty points
 Q.15.1

Weather / Track : Sunny / Dry

These results are provisional until the conclusion of any judicial and technical matters.

Brands Hatch Indy
 Circuit Length = 1.2079 miles
 Start: 15:08 End: 15:32

| | | | |
|-------------------|--|--------------|--|
| Clerk of Course : | | Timekeeper : | |
|-------------------|--|--------------|--|

McMillan Motorsport Caterham Graduate Championship - Super Class

RACE 2 - LAP CHART

| Lap 1 | | | Lap 2 | | | Lap 3 | | | Lap 4 | | | Lap 5 | | |
|-------|--------|----------|-------|--------|---------|-------|--------|---------|-------|--------|---------|-------|--------|---------|
| No | Behind | Laptime | No | Behind | Laptime | No | Behind | Laptime | No | Behind | Laptime | No | Behind | Laptime |
| 102 | | 1:01.850 | 102 | | 55.547 | 102 | | 55.462 | 102 | | 55.291 | 102 | | 55.167 |
| 109 | 0.417 | 1:02.267 | 104 | 0.911 | 55.907 | 150 | 0.649 | 54.974 | 150 | 0.714 | 55.356 | 150 | 0.047 | 54.500 |
| 104 | 0.551 | 1:02.401 | 150 | 1.137 | 55.599 | 104 | 0.830 | 55.381 | 104 | 1.122 | 55.583 | 104 | 0.744 | 54.789 |
| 106 | 0.827 | 1:02.677 | 109 | 1.298 | 56.428 | 109 | 1.416 | 55.580 | 109 | 1.606 | 55.481 | 109 | 1.362 | 54.923 |
| 150 | 1.085 | 1:02.935 | 106 | 1.429 | 56.149 | 106 | 1.477 | 55.510 | 106 | 1.915 | 55.729 | 106 | 1.532 | 54.784 |
| 103 | 1.532 | 1:03.382 | 103 | 1.560 | 55.575 | 103 | 2.012 | 55.914 | 103 | 2.121 | 55.400 | 103 | 1.801 | 54.847 |
| 117 | 1.769 | 1:03.619 | 117 | 2.213 | 55.991 | 117 | 2.542 | 55.791 | 117 | 2.586 | 55.335 | 122 | 2.407 | 54.883 |
| 122 | 2.280 | 1:04.130 | 122 | 2.223 | 55.490 | 122 | 2.589 | 55.828 | 122 | 2.691 | 55.393 | 117 | 3.122 | 55.703 |
| 105 | 2.416 | 1:04.266 | 105 | 2.931 | 56.062 | 105 | 2.955 | 55.486 | 105 | 3.236 | 55.572 | 105 | 3.214 | 55.145 |
| 112 | 2.822 | 1:04.672 | 112 | 3.070 | 55.795 | 112 | 3.285 | 55.677 | 112 | 3.518 | 55.524 | 112 | 3.606 | 55.255 |
| 107 | 3.197 | 1:05.047 | 107 | 3.563 | 55.913 | 107 | 3.903 | 55.802 | 107 | 4.067 | 55.455 | 107 | 4.469 | 55.569 |
| 155 | 3.394 | 1:05.244 | 119 | 4.719 | 56.315 | 119 | 5.161 | 55.904 | 119 | 5.618 | 55.748 | 119 | 6.586 | 56.135 |
| 119 | 3.951 | 1:05.801 | 155 | 6.196 | 58.349 | 155 | 6.229 | 55.495 | 155 | 5.778 | 54.840 | 155 | 6.943 | 56.332 |
| 125 | 4.705 | 1:06.555 | 125 | 6.524 | 57.366 | 125 | 7.329 | 56.267 | 125 | 7.853 | 55.815 | 125 | 8.605 | 55.919 |
| 128 | 4.936 | 1:06.786 | 128 | 6.900 | 57.511 | 128 | 7.548 | 56.110 | 128 | 8.192 | 55.935 | 128 | 9.101 | 56.076 |
| 132 | 4.988 | 1:06.838 | 132 | 7.615 | 58.174 | 132 | 8.840 | 56.687 | 132 | 9.999 | 56.450 | 144 | 12.151 | 56.865 |
| 144 | 5.217 | 1:07.067 | 144 | 8.078 | 58.408 | 144 | 9.119 | 56.503 | 144 | 10.453 | 56.625 | 132 | 12.649 | 57.817 |
| 130 | 5.402 | 1:07.252 | 130 | 8.279 | 58.424 | 130 | 9.269 | 56.452 | 130 | 10.756 | 56.778 | 130 | 12.847 | 57.258 |
| 159 | 6.189 | 1:08.039 | 159 | 8.862 | 58.220 | 159 | 10.168 | 56.768 | 159 | 11.728 | 56.851 | 159 | 13.197 | 56.636 |
| 166 | 6.208 | 1:08.058 | 166 | 9.370 | 58.709 | 166 | 11.445 | 57.537 | 166 | 12.469 | 56.315 | 166 | 13.615 | 56.313 |
| 133 | 6.696 | 1:08.546 | 133 | 9.488 | 58.339 | 133 | 12.026 | 58.000 | 133 | 13.038 | 56.303 | 133 | 14.243 | 56.372 |
| 164 | 7.632 | 1:09.482 | 164 | 10.259 | 58.174 | 164 | 12.648 | 57.851 | 164 | 14.412 | 57.055 | 164 | 18.526 | 59.281 |
| 120 | 7.955 | 1:09.805 | 120 | 11.075 | 58.667 | 120 | 14.006 | 58.393 | 120 | 17.028 | 58.313 | 120 | 19.962 | 58.101 |

Car No 102 - 5 second penalty - Exceeding Track Limits

Weather / Track : Sunny / Dry

Brands Hatch Indy
Circuit Length = 1.2079 miles
Start: 15:08 End: 15:32

McMillan Motorsport Caterham Graduate Championship - Super Class

RACE 2 - LAP CHART

| Lap 6 | | | Lap 7 | | | Lap 8 | | | Lap 9 | | | Lap 10 | | |
|-------|--------|---------|-------|--------|---------|-------|--------|---------|-------|--------|----------|--------|--------|----------|
| No | Behind | Laptime | No | Behind | Laptime | No | Behind | Laptime | No | Behind | Laptime | No | Behind | Laptime |
| 150 | | 55.086 | 150 | | 54.809 | 150 | | 54.728 | 150 | | 54.823 | 150 | | 54.826 |
| 102 | 0.251 | 55.384 | 102 | 0.315 | 54.873 | 102 | 0.144 | 54.557 | 102 | 0.246 | 54.925 | 102 | 0.414 | 54.994 |
| 104 | 0.998 | 55.387 | 104 | 0.952 | 54.763 | 104 | 0.832 | 54.608 | 104 | 0.723 | 54.714 | 104 | 0.629 | 54.732 |
| 109 | 1.361 | 55.132 | 109 | 1.460 | 54.908 | 109 | 2.104 | 55.372 | 109 | 2.283 | 55.002 | 106 | 2.839 | 55.330 |
| 106 | 1.571 | 55.172 | 106 | 1.583 | 54.821 | 106 | 2.390 | 55.535 | 106 | 2.335 | 54.768 | 103 | 3.312 | 55.641 |
| 103 | 1.680 | 55.012 | 103 | 1.783 | 54.912 | 103 | 2.456 | 55.401 | 103 | 2.497 | 54.864 | 109 | 3.573 | 56.116 |
| 122 | 2.036 | 54.762 | 122 | 2.323 | 55.096 | 122 | 2.520 | 54.925 | 122 | 2.969 | 55.272 | 122 | 3.638 | 55.495 |
| 105 | 3.728 | 55.647 | 105 | 4.105 | 55.186 | 105 | 4.239 | 54.862 | 105 | 3.931 | 54.515 | 105 | 3.951 | 54.846 |
| 117 | 4.373 | 56.384 | 117 | 5.099 | 55.535 | 117 | 5.574 | 55.203 | 117 | 5.895 | 55.144 | 117 | 6.911 | 55.842 |
| 112 | 4.530 | 56.057 | 112 | 5.477 | 55.756 | 112 | 5.769 | 55.020 | 112 | 6.186 | 55.240 | 112 | 7.052 | 55.692 |
| 107 | 4.844 | 55.508 | 107 | 5.885 | 55.850 | 107 | 6.584 | 55.427 | 107 | 7.177 | 55.416 | 107 | 7.621 | 55.270 |
| 119 | 7.056 | 55.603 | 155 | 8.527 | 56.055 | 155 | 9.307 | 55.508 | 155 | 9.821 | 55.337 | 119 | 11.768 | 56.049 |
| 155 | 7.281 | 55.471 | 119 | 8.960 | 56.713 | 119 | 9.804 | 55.572 | 119 | 10.545 | 55.564 | 125 | 12.921 | 55.644 |
| 125 | 9.138 | 55.666 | 125 | 9.995 | 55.666 | 125 | 11.248 | 55.981 | 125 | 12.103 | 55.678 | 128 | 13.898 | 56.344 |
| 128 | 9.577 | 55.609 | 128 | 10.728 | 55.960 | 128 | 11.805 | 55.805 | 128 | 12.380 | 55.398 | 130 | 21.184 | 57.279 |
| 144 | 13.272 | 56.254 | 144 | 14.802 | 56.339 | 144 | 16.471 | 56.397 | 144 | 18.583 | 56.935 | 144 | 21.284 | 57.527 |
| 130 | 14.129 | 56.415 | 130 | 15.293 | 55.973 | 130 | 16.542 | 55.977 | 130 | 18.731 | 57.012 | 132 | 21.542 | 57.126 |
| 159 | 14.904 | 56.840 | 159 | 16.243 | 56.148 | 159 | 17.566 | 56.051 | 159 | 19.148 | 56.405 | 159 | 21.903 | 57.581 |
| 132 | 15.442 | 57.926 | 132 | 16.978 | 56.345 | 132 | 18.104 | 55.854 | 132 | 19.242 | 55.961 | 166 | 22.645 | 55.964 |
| 133 | 15.881 | 56.771 | 133 | 17.608 | 56.536 | 133 | 20.017 | 57.137 | 166 | 21.507 | 56.066 | 133 | 23.525 | 56.460 |
| 166 | 16.400 | 57.918 | 166 | 18.129 | 56.538 | 166 | 20.264 | 56.863 | 133 | 21.891 | 56.697 | 155 | 26.570 | 1:11.575 |
| 164 | 21.459 | 58.066 | 164 | 24.621 | 57.971 | 164 | 28.678 | 58.785 | 164 | 32.685 | 58.830 | 164 | 36.369 | 58.510 |
| 120 | 23.284 | 58.455 | 120 | 27.129 | 58.654 | 120 | 30.991 | 58.590 | 120 | 37.576 | 1:01.408 | 120 | 41.802 | 59.052 |

Car No 102 - 5 second penalty - Exceeding Track Limits

Weather / Track : Sunny / Dry

Brands Hatch Indy
Circuit Length = 1.2079 miles
Start: 15:08 End: 15:32

McMillan Motorsport Caterham Graduate Championship - Super Class

RACE 2 - LAP CHART

| Lap 11 | | | Lap 12 | | | Lap 13 | | | Lap 14 | | | Lap 15 | | |
|--------|--------|---------|--------|--------|---------|--------|--------|---------|--------|--------|---------|--------|--------|---------|
| No | Behind | Laptime | No | Behind | Laptime | No | Behind | Laptime | No | Behind | Laptime | No | Behind | Laptime |
| 150 | | 54.762 | 150 | | 54.898 | 150 | | 54.529 | 150 | | 55.281 | 150 | | 55.091 |
| 102 | 0.769 | 55.117 | 102 | 0.349 | 54.478 | 102 | 0.128 | 54.308 | 104 | 1.733 | 56.393 | 104 | 1.822 | 55.180 |
| 104 | 1.105 | 55.238 | 104 | 0.656 | 54.449 | 104 | 0.621 | 54.494 | 102 | 2.002 | 57.155 | 120 | 1 LAP | 58.604 |
| 106 | 3.116 | 55.039 | 106 | 3.120 | 54.902 | 106 | 3.410 | 54.819 | 106 | 3.507 | 55.378 | 102 | 2.072 | 55.161 |
| 103 | 3.366 | 54.816 | 103 | 3.310 | 54.842 | 122 | 3.431 | 54.572 | 122 | 3.547 | 55.397 | 106 | 3.986 | 55.570 |
| 122 | 3.704 | 54.828 | 122 | 3.388 | 54.582 | 103 | 4.080 | 55.299 | 103 | 3.792 | 54.993 | 122 | 4.647 | 56.191 |
| 109 | 4.015 | 55.204 | 109 | 4.035 | 54.918 | 109 | 5.095 | 55.589 | 109 | 5.325 | 55.511 | 109 | 6.109 | 55.875 |
| 105 | 4.488 | 55.299 | 105 | 4.220 | 54.630 | 105 | 5.314 | 55.623 | 105 | 5.608 | 55.575 | 105 | 6.277 | 55.760 |
| 112 | 7.799 | 55.509 | 112 | 8.348 | 55.447 | 112 | 9.113 | 55.294 | 112 | 9.451 | 55.619 | 112 | 9.856 | 55.496 |
| 117 | 8.054 | 55.905 | 117 | 8.927 | 55.771 | 117 | 9.836 | 55.438 | 117 | 10.591 | 56.036 | 107 | 11.642 | 55.562 |
| 107 | 8.362 | 55.503 | 107 | 9.192 | 55.728 | 107 | 10.813 | 56.150 | 107 | 11.171 | 55.639 | 117 | 11.712 | 56.212 |
| 119 | 12.646 | 55.640 | 119 | 13.308 | 55.560 | 119 | 14.525 | 55.746 | 119 | 15.335 | 56.091 | 119 | 15.757 | 55.513 |
| 125 | 13.858 | 55.699 | 125 | 14.290 | 55.330 | 125 | 15.340 | 55.579 | 125 | 15.926 | 55.867 | 125 | 16.959 | 56.124 |
| 128 | 14.730 | 55.594 | 128 | 15.401 | 55.569 | 128 | 17.108 | 56.236 | 128 | 17.863 | 56.036 | 128 | 18.471 | 55.699 |
| 144 | 23.136 | 56.614 | 144 | 25.368 | 57.130 | 144 | 28.016 | 57.177 | 144 | 29.739 | 57.004 | 144 | 31.774 | 57.126 |
| 130 | 23.170 | 56.748 | 130 | 25.385 | 57.113 | 159 | 28.413 | 57.064 | 132 | 29.796 | 56.638 | 132 | 31.826 | 57.121 |
| 132 | 23.433 | 56.653 | 159 | 25.878 | 56.748 | 132 | 28.439 | 56.915 | 159 | 30.885 | 57.753 | 155 | 33.067 | 56.670 |
| 159 | 24.028 | 56.887 | 132 | 26.053 | 57.518 | 166 | 28.936 | 56.432 | 166 | 31.111 | 57.456 | 166 | 34.845 | 58.825 |
| 166 | 24.342 | 56.459 | 166 | 27.033 | 57.589 | 155 | 29.010 | 55.581 | 155 | 31.488 | 57.759 | 133 | 36.082 | 58.379 |
| 133 | 24.782 | 56.019 | 155 | 27.958 | 55.589 | 133 | 32.009 | 57.621 | 133 | 32.794 | 56.066 | | | |
| 155 | 27.267 | 55.459 | 133 | 28.917 | 59.033 | 164 | 47.946 | 58.991 | 164 | 52.489 | 59.824 | | | |
| 164 | 40.213 | 58.606 | 164 | 43.484 | 58.169 | 120 | 53.616 | 59.516 | | | | | | |
| 120 | 45.004 | 57.964 | 120 | 48.629 | 58.523 | | | | | | | | | |

Car No 102 - 5 second penalty - Exceeding Track Limits

Weather / Track : Sunny / Dry

Brands Hatch Indy
Circuit Length = 1.2079 miles
Start: 15:08 End: 15:32

McMillan Motorsport Caterham Graduate Championship - Super Class

RACE 2 - LAP CHART

| Lap 16 | | | Lap 17 | | | Lap 18 | | | Lap 19 | | | Lap 20 | | |
|--------|--------|----------|--------|--------|----------|--------|--------|---------|--------|--------|---------|--------|--------|---------|
| No | Behind | Laptime | No | Behind | Laptime | No | Behind | Laptime | No | Behind | Laptime | No | Behind | Laptime |
| 150 | | 54.900 | 150 | | 55.038 | 150 | | 55.032 | 150 | | 54.846 | 150 | | 54.788 |
| 104 | 1.806 | 54.884 | 104 | 1.785 | 55.017 | 102 | 1.933 | 55.080 | 102 | 2.137 | 55.050 | 104 | 2.547 | 55.198 |
| 102 | 2.404 | 55.232 | 102 | 1.885 | 54.519 | 104 | 1.993 | 55.240 | 104 | 2.137 | 54.990 | 102 | 2.718 | 55.369 |
| 106 | 4.234 | 55.148 | 106 | 4.247 | 55.051 | 122 | 4.391 | 55.169 | 122 | 4.345 | 54.800 | 122 | 4.397 | 54.840 |
| 164 | 1 LAP | 1:01.981 | 122 | 4.254 | 54.568 | 106 | 4.747 | 55.532 | 106 | 5.103 | 55.202 | 106 | 6.175 | 55.860 |
| 122 | 4.724 | 54.977 | 109 | 5.768 | 54.822 | 109 | 6.228 | 55.492 | 109 | 6.954 | 55.572 | 109 | 7.728 | 55.562 |
| 109 | 5.984 | 54.775 | 105 | 6.272 | 54.915 | 105 | 6.299 | 55.059 | 105 | 7.146 | 55.693 | 105 | 8.374 | 56.016 |
| 120 | 1 LAP | 59.037 | 164 | 1 LAP | 1:00.157 | 112 | 11.333 | 56.065 | 112 | 12.244 | 55.757 | 112 | 12.890 | 55.434 |
| 105 | 6.395 | 55.018 | 120 | 1 LAP | 59.227 | 107 | 13.385 | 55.838 | 107 | 13.954 | 55.415 | 107 | 14.639 | 55.473 |
| 112 | 10.167 | 55.211 | 112 | 10.300 | 55.171 | 117 | 14.315 | 56.208 | 117 | 15.125 | 55.656 | 117 | 15.720 | 55.383 |
| 107 | 12.403 | 55.661 | 107 | 12.579 | 55.214 | 164 | 1 LAP | 59.945 | 164 | 1 LAP | 59.064 | 119 | 20.786 | 56.380 |
| 117 | 12.742 | 55.930 | 117 | 13.139 | 55.435 | 120 | 1 LAP | 59.780 | 119 | 19.194 | 56.498 | 164 | 1 LAP | 58.352 |
| 119 | 16.410 | 55.553 | 119 | 16.951 | 55.579 | 119 | 17.542 | 55.623 | 120 | 1 LAP | 59.326 | 120 | 1 LAP | 58.886 |
| 125 | 17.809 | 55.750 | 125 | 18.849 | 56.078 | 128 | 22.899 | 56.030 | 128 | 24.852 | 56.799 | 128 | 25.996 | 55.932 |
| 128 | 20.825 | 57.254 | 128 | 21.901 | 56.114 | 155 | 35.501 | 55.399 | 155 | 36.131 | 55.476 | 155 | 38.114 | 56.771 |
| 144 | 34.123 | 57.249 | 155 | 35.134 | 55.699 | 144 | 36.860 | 56.076 | 144 | 38.083 | 56.069 | 144 | 39.712 | 56.417 |
| 155 | 34.473 | 56.306 | 144 | 35.816 | 56.731 | 132 | 37.006 | 55.815 | 132 | 38.365 | 56.205 | 132 | 40.519 | 56.942 |
| 132 | 34.668 | 57.742 | 132 | 36.223 | 56.593 | 166 | 38.536 | 56.787 | 166 | 40.439 | 56.749 | 166 | 42.836 | 57.185 |
| 166 | 36.059 | 56.114 | 166 | 36.781 | 55.760 | 133 | 38.574 | 55.759 | 133 | 40.923 | 57.195 | 133 | 42.866 | 56.731 |
| 133 | 37.328 | 56.146 | 133 | 37.847 | 55.557 | | | | | | | | | |

Car No 102 - 5 second penalty - Exceeding Track Limits

Weather / Track : Sunny / Dry

Brands Hatch Indy
Circuit Length = 1.2079 miles
Start: 15:08 End: 15:32

McMillan Motorsport Caterham Graduate Championship - Super Class

RACE 2 - LAP CHART

| Lap 21 | | | Lap 22 | | | Lap 23 | | |
|--------|--------|---------|--------|--------|---------|--------|--------|----------|
| No | Behind | Laptime | No | Behind | Laptime | No | Behind | Laptime |
| 150 | | 54.778 | 150 | | 55.029 | 150 | | 55.006 |
| 104 | 2.829 | 55.060 | 104 | 2.912 | 55.112 | 102 | 2.960 | 54.916 |
| 102 | 3.252 | 55.312 | 102 | 3.050 | 54.827 | 104 | 2.979 | 55.073 |
| 122 | 4.083 | 54.464 | 122 | 3.891 | 54.837 | 122 | 3.320 | 54.435 |
| 106 | 6.926 | 55.529 | 106 | 7.701 | 55.804 | 106 | 8.988 | 56.293 |
| 109 | 8.703 | 55.753 | 109 | 9.582 | 55.908 | 109 | 10.687 | 56.111 |
| 105 | 8.860 | 55.264 | 105 | 9.595 | 55.764 | 105 | 10.702 | 56.113 |
| 112 | 13.638 | 55.526 | 112 | 14.299 | 55.690 | 112 | 15.521 | 56.228 |
| 107 | 15.520 | 55.659 | 107 | 16.447 | 55.956 | 107 | 17.425 | 55.984 |
| 117 | 16.171 | 55.229 | 117 | 16.850 | 55.708 | 117 | 17.599 | 55.755 |
| 119 | 21.855 | 55.847 | 119 | 22.779 | 55.953 | 119 | 23.631 | 55.858 |
| 164 | 1 LAP | 57.718 | 164 | 1 LAP | 57.937 | 164 | 1 LAP | 58.296 |
| 120 | 1 LAP | 57.746 | 128 | 30.300 | 58.109 | 128 | 31.501 | 56.207 |
| 128 | 27.220 | 56.002 | 120 | 1 LAP | 59.033 | 120 | 1 LAP | 58.742 |
| 155 | 38.921 | 55.585 | 155 | 39.764 | 55.872 | 155 | 40.568 | 55.810 |
| 144 | 41.391 | 56.457 | 144 | 43.123 | 56.761 | 132 | 45.192 | 57.036 |
| 132 | 41.710 | 55.969 | 132 | 43.162 | 56.481 | 133 | 49.889 | 57.499 |
| 166 | 45.206 | 57.148 | 166 | 47.024 | 56.847 | 166 | 49.914 | 57.896 |
| 133 | 45.473 | 57.385 | 133 | 47.396 | 56.952 | 144 | 54.221 | 1:06.104 |

Car No 102 - 5 second penalty - Exceeding Track Limits

Weather / Track : Sunny / Dry


Brands Hatch Indy
Circuit Length = 1.2079 miles
Start: 15:08 End: 15:32

McMillan Motorsport Caterham Graduate Championship - Super Class

RACE 13 - GRID

| | | |
|--------|-------------------------------|-----------------------------|
| ROW 12 | 58.884 164 Paul ELLIOTT | |
| ROW 11 | 56.858 133 Andrew REDD | 58.085 120 John REAKS |
| ROW 10 | 56.373 144 Andy COOMBS | 56.577 132 Nick BUDIBENT |
| ROW 9 | 56.131 166 Barry WHITE | 56.150 159 Andy MOLSON |
| ROW 8 | 55.907 125 Stephen HIRONS | 56.068 130 James POTTER |
| ROW 7 | 55.441 112 Gareth CORDEY | 55.654 128 Martin KAY |
| ROW 6 | 55.135 103 Neil SHINNER | 55.430 119 Anthony JAFFE |
| ROW 5 | 55.034 107 Andy SKINNER | 55.099 155 Andrew SAGAR |
| ROW 4 | 54.840 105 Luke TZOUROU | 54.939 117 Roger FORD |
| ROW 3 | 54.568 109 Sean MIGHALL | 54.584 122 Jon WOLFE |
| ROW 2 | 54.543 106 Charles ELLIOTT | 54.546 150 Edward BENSON |
| ROW 1 | 54.473 104 Toby BRIANT | 54.500 102 Dylan STANLEY |

Pole



Brands Hatch Indy
Circuit Length = 1.2079 miles

These results are provisional until the conclusion of any judicial and technical matters.

| | | |
|-------------------|--|--------------|
| Clerk of Course : | | Timekeeper : |
|-------------------|--|--------------|



BRITISH AUTOMOBILE RACING CLUB

RACE RESULTS

McMillan Motorsport Caterham Graduate Championship - Super Class

RACE 13 - CLASSIFICATION

BULLETIN NO: 47

ISSUED: 12.38

| POS | NO | CL | NAME | ENTRY | LAPS | TIME | GAP | DIFF | MPH | BEST | ON |
|-----|-----|----|-----------------|-------------------------|------|-----------|--------|--------|-------|--------|----|
| 1 | 104 | | Toby BRIANT | Caterham 7 | 18 | 16:36.634 | | | 78.53 | 54.397 | 17 |
| 2 | 150 | | Edward BENSON | Caterham 7 | 18 | 16:36.658 | 0.024 | 0.024 | 78.53 | 54.658 | 14 |
| 3 | 102 | | Dylan STANLEY | Caterham 7 | 18 | 16:37.057 | 0.423 | 0.399 | 78.50 | 54.620 | 15 |
| 4 | 105 | | Luke TZOUROU | Caterham 7 | 18 | 16:37.647 | 1.013 | 0.590 | 78.45 | 54.235 | 10 |
| 5 | 122 | | Jon WOLFE | Caterham Super Graduate | 18 | 16:37.746 | 1.112 | 0.099 | 78.45 | 54.457 | 10 |
| 6 | 109 | | Sean MIGHALL | Caterham 7 | 18 | 16:40.858 | 4.224 | 3.112 | 78.20 | 54.509 | 10 |
| 7 | 106 | | Charles ELLIOTT | Caterham 7 | 18 | 16:42.995 | 6.361 | 2.137 | 78.04 | 54.710 | 10 |
| 8 | 103 | | Neil SHINNER | Caterham 7 | 18 | 16:45.505 | 8.871 | 2.510 | 77.84 | 54.963 | 8 |
| 9 | 107 | | Andy SKINNER | Caterham 7 | 18 | 16:46.210 | 9.576 | 0.705 | 77.79 | 54.837 | 18 |
| 10 | 155 | | Andrew SAGAR | Caterham 7 | 18 | 16:47.087 | 10.453 | 0.877 | 77.72 | 54.595 | 14 |
| 11 | 117 | | Roger FORD | Caterham 7 | 18 | 16:47.977 | 11.343 | 0.890 | 77.65 | 55.008 | 5 |
| 12 | 112 | | Gareth CORDEY | Caterham 7 | 18 | 16:48.288 | 11.654 | 0.311 | 77.63 | 54.895 | 17 |
| 13 | 119 | | Anthony JAFFE | Caterham 7 | 18 | 16:52.878 | 16.244 | 4.590 | 77.27 | 55.128 | 12 |
| 14 | 125 | | Stephen HIRONS | Caterham 7 | 18 | 16:53.242 | 16.608 | 0.364 | 77.25 | 55.198 | 11 |
| 15 | 159 | | Andy MOLSOM | Caterham 7 | 18 | 16:53.607 | 16.973 | 0.365 | 77.22 | 55.066 | 12 |
| 16 | 144 | | Andy COOMBS | Caterham 7 | 18 | 17:07.929 | 31.295 | 14.322 | 76.14 | 55.734 | 5 |
| 17 | 132 | | Nick BUDIBENT | Caterham 7 | 18 | 17:07.963 | 31.329 | 0.034 | 76.14 | 55.223 | 10 |
| 18 | 133 | | Andrew REDD | Caterham 7 | 18 | 17:08.320 | 31.686 | 0.357 | 76.11 | 55.838 | 18 |
| 19 | 128 | | Martin KAY | Caterham 7 | 18 | 17:08.734 | 32.100 | 0.414 | 76.08 | 55.102 | 9 |
| 20 | 166 | | Barry WHITE | Caterham 7 | 18 | 17:09.560 | 32.926 | 0.826 | 76.02 | 55.768 | 9 |
| 21 | 130 | | James POTTER | Caterham 7 | 18 | 17:23.748 | 47.114 | 14.188 | 74.99 | 55.087 | 15 |
| 22 | 120 | | John REAKS | Caterham 7 | 17 | 16:44.907 | 1 lap | 1 lap | 73.56 | 57.457 | 17 |
| 23 | 164 | | Paul ELLIOTT | Caterham 7 | 17 | 17:04.206 | 1 lap | 19.299 | 72.17 | 57.550 | 11 |

FASTEST LAP

| | | | | | | |
|-----|--------------|------------|----|--------|-----------|------------|
| 105 | Luke TZOUROU | Caterham 7 | 10 | 54.235 | 80.18 mph | 129.03 kph |
|-----|--------------|------------|----|--------|-----------|------------|

Car No 130 - 5 second penalty - Exceeding track limits.

Car no 130 - 25 second penalty - Q.14.5.(c) & Q.12.6.(h)

Weather / Track : Bright / Dry

These results are provisional until the conclusion of any judicial and technical matters.

Brands Hatch Indy

Circuit Length = 1.2079 miles

Start: 12:05 End: 12:22

Clerk of Course:

1237

Timekeeper:

www.tsl-timing.com

Printed - 12.37 Sunday, 22 April 2012

THESE RESULTS REMAIN PROVISIONAL FOR A MINIMUM OF 30 MINUTES FROM THE TIME OF ISSUE
 ISSUED BY: The British Automobile Racing Club Ltd, Thruxton Circuit, Andover, Hampshire SP11 8PN
 Tel: (01264 882200) Fax: (01264) 882233 e-mail: competitions@barc.ne



McMILLAN MOTORSPORT CATERHAM GRADUATE SIGMA & MEGA CLASS CHAMPIONSHIP

Brands Hatch Indy Circuit

21st & 22nd April 2012



Results Provided by Timing Solutions Ltd
www.tsl-timing.com

McMillan Motorsport Caterham Graduate Championship -Sigma & Mega Classes

QUALIFYING - RACE 7 - CLASSIFICATION

| POS | NO | CL | NAME | ENTRY | TIME | ON | LAPS | GAP | DIFF | MPH |
|-----|-----|----|-------------------------|--------------------|---------------|----|------|--------------|-------|-------|
| 1 | 1 | M | Myles PACKMAN | Caterham 7 | 53.917 | 16 | 16 | | | 80.65 |
| 2 | 2 | M | Mick WHITEHEAD | Caterham 7 | 54.203 | 13 | 16 | 0.286 | 0.286 | 80.22 |
| 3 | 9 | M | Adrian RUSSELL | Caterham 7 | 54.407 | 13 | 16 | 0.490 | 0.204 | 79.92 |
| 4 | 20 | M | Darrell WILSON | Caterham 7 | 54.453 | 16 | 16 | 0.536 | 0.046 | 79.85 |
| 5 | 7 | M | Nicholas HARYETT | Caterham 7 | 54.636 | 16 | 16 | 0.719 | 0.183 | 79.59 |
| 6 | 5 | M | Nick FROST | Caterham 7 | 54.655 | 13 | 13 | 0.738 | 0.019 | 79.56 |
| 7 | 15 | M | Paul ALLEN | Caterham 7 | 54.771 | 7 | 16 | 0.854 | 0.116 | 79.39 |
| 8 | 54 | M | Peter FRITH | Caterham 7 | 55.010 | 12 | 16 | 1.093 | 0.239 | 79.05 |
| 9 | 40 | M | Luke EMBLING | Caterham Mega Grad | 55.136 | 15 | 16 | 1.219 | 0.126 | 78.87 |
| 10 | 56 | M | Brett RAY | Caterham 7 | 55.159 | 12 | 16 | 1.242 | 0.023 | 78.83 |
| 11 | 171 | S | Ian ANDERSON | Caterham 7 | 55.460 | 10 | 14 | 1.543 | 0.301 | 78.40 |
| 12 | 18 | M | Kim RAYMENT | Caterham 7 | 55.467 | 11 | 15 | 1.550 | 0.007 | 78.39 |
| 13 | 21 | M | Matt THOMPSON | Caterham 7 | 55.505 | 14 | 16 | 1.588 | 0.038 | 78.34 |
| 14 | 36 | M | Glenn BURTENSHAW | Caterham Mega Grad | 55.633 | 12 | 12 | 1.716 | 0.128 | 78.16 |
| 15 | 26 | M | Ian NOBLE | Caterham 7 | 55.706 | 10 | 16 | 1.789 | 0.073 | 78.06 |
| 16 | 38 | M | Ian BRUNNING | Caterham 7 | 55.863 | 14 | 16 | 1.946 | 0.157 | 77.84 |
| 17 | 23 | M | Bob WILSON | Caterham 7 | 55.936 | 14 | 16 | 2.019 | 0.073 | 77.74 |
| 18 | 177 | S | Peter MULLINEUX | Caterham 7 | 55.951 | 14 | 15 | 2.034 | 0.015 | 77.72 |
| 19 | 172 | S | Ian DYBLE | Caterham 7 | 56.396 | 15 | 16 | 2.479 | 0.445 | 77.10 |
| 20 | 181 | S | Steve HUMPHREYS | Caterham 7 | 56.470 | 7 | 13 | 2.553 | 0.074 | 77.00 |
| 21 | 176 | S | Bill SCOTT | Caterham 7 | 56.626 | 12 | 16 | 2.709 | 0.156 | 76.79 |
| 22 | 35 | M | Gordon HALLEY | Caterham 7 | 56.715 | 7 | 16 | 2.798 | 0.089 | 76.67 |
| 23 | 199 | S | Dan SIVITER | Caterham Academy | 56.754 | 5 | 5 | 2.837 | 0.039 | 76.62 |
| 24 | 16 | M | Mark HARRISON | Caterham 7 | 57.284 | 13 | 15 | 3.367 | 0.530 | 75.91 |
| 25 | 175 | S | Nick DYER | Caterham 7 | 57.297 | 14 | 15 | 3.380 | 0.013 | 75.89 |
| 26 | 22 | M | Peter MARSH | Caterham 7 | 57.853 | 10 | 15 | 3.936 | 0.556 | 75.16 |
| 27 | 63 | M | Martin GEE | Caterham 7 | 57.854 | 15 | 15 | 3.937 | 0.001 | 75.16 |
| 28 | 196 | S | Matt SIVITER | Caterham Academy | 59.110 | 4 | 6 | 5.193 | 1.256 | 73.56 |
| 29 | 188 | S | Alan DIXON | Caterham 7 | 59.311 | 12 | 15 | 5.394 | 0.201 | 73.31 |

Car No's 5 & 181 need working transponders - Q.12.2.1

Car No 56 - Fastest Lap disallowed - C.2.3.

Weather / Track : Sunny / Dry

These results are provisional until the conclusion of any judicial and technical matters.

Brands Hatch Indy

Circuit Length = 1.2079 miles

Start: 12:18 End: 12:35

| | | |
|-------------------|--|--------------|
| Clerk of Course : | | Timekeeper : |
|-------------------|--|--------------|

McMillan Motorsport Caterham Graduate Championship -Sigma & Mega Classes

QUALIFYING - RACE 7 - LAP ANALYSIS

| | | | | | | | |
|-----------|-------------------------|----------|---------------------|------|---------------|----------|---------------------|
| 1 | Myles PACKMAN | | M Caterham 7 | | | | |
| 1 - | 1:02.268 | + 8.351 | 12:19:49.175 | 9 - | 56.039 | + 2.122 | 12:27:20.549 |
| 2 - | 58.732 | + 4.815 | 12:20:47.907 | 10 - | 54.752 | + 0.835 | 12:28:15.301 |
| 3 - | 56.952 | + 3.035 | 12:21:44.859 | 11 - | 57.442 | + 3.525 | 12:29:12.743 |
| 4 - | 55.802 | + 1.885 | 12:22:40.661 | 12 - | 54.209 | + 0.292 | 12:30:06.952 |
| 5 - | 55.049 | + 1.132 | 12:23:35.710 | 13 - | 1:00.575 | + 6.658 | 12:31:07.527 |
| 6 - | 55.467 | + 1.550 | 12:24:31.177 | 14 - | 54.298 | + 0.381 | 12:32:01.825 |
| 7 - | 55.021 | + 1.104 | 12:25:26.198 | 15 - | 1:00.431 | + 6.514 | 12:33:02.256 |
| 8 - | 58.312 | + 4.395 | 12:26:24.510 | 16 - | 53.917 | | 12:33:56.173 |
| 2 | Mick WHITEHEAD | | M Caterham 7 | | | | |
| 1 - | 1:03.875 | + 9.672 | 12:19:56.860 | 9 - | 55.071 | + 0.868 | 12:27:24.494 |
| 2 - | 57.859 | + 3.656 | 12:20:54.719 | 10 - | 55.826 | + 1.623 | 12:28:20.320 |
| 3 - | 56.484 | + 2.281 | 12:21:51.203 | 11 - | 55.454 | + 1.251 | 12:29:15.774 |
| 4 - | 56.276 | + 2.073 | 12:22:47.479 | 12 - | 56.157 | + 1.954 | 12:30:11.931 |
| 5 - | 55.349 | + 1.146 | 12:23:42.828 | 13 - | 54.203 | | 12:31:06.134 |
| 6 - | 55.185 | + 0.982 | 12:24:38.013 | 14 - | 55.368 | + 1.165 | 12:32:01.502 |
| 7 - | 56.640 | + 2.437 | 12:25:34.653 | 15 - | 55.977 | + 1.774 | 12:32:57.479 |
| 8 - | 54.770 | + 0.567 | 12:26:29.423 | 16 - | 54.203 | | 12:33:51.682 |
| 5 | Nick FROST | | M Caterham 7 | | | | |
| 1 - | 57.537 | + 2.882 | 12:20:51.824 | 8 - | 55.063 | + 0.408 | 12:28:14.115 |
| 2 - | 55.867 | + 1.212 | 12:21:47.691 | 9 - | 59.759 | + 5.104 | 12:29:13.874 |
| 3 - | 55.233 | + 0.578 | 12:22:42.924 | 10 - | 55.093 | + 0.438 | 12:30:08.967 |
| 4 - | 55.195 | + 0.540 | 12:23:38.119 | 11 - | 1:51.771 | + 57.116 | 12:32:00.738 |
| 5 - | 55.687 | + 1.032 | 12:24:33.806 | 12 - | 54.948 | + 0.293 | 12:32:55.686 |
| 6 - | 54.673 | + 0.018 | 12:25:28.479 | 13 - | 54.655 | | 12:33:50.341 |
| 7 - | 1:50.573 | + 55.918 | 12:27:19.052 | | | | |
| 7 | Nicholas HARYETT | | M Caterham 7 | | | | |
| 1 - | 1:04.428 | + 9.792 | 12:19:50.107 | 9 - | 56.794 | + 2.158 | 12:27:19.416 |
| 2 - | 57.937 | + 3.301 | 12:20:48.044 | 10 - | 54.968 | + 0.332 | 12:28:14.384 |
| 3 - | 57.273 | + 2.637 | 12:21:45.317 | 11 - | 56.904 | + 2.268 | 12:29:11.288 |
| 4 - | 55.955 | + 1.319 | 12:22:41.272 | 12 - | 55.162 | + 0.526 | 12:30:06.450 |
| 5 - | 55.367 | + 0.731 | 12:23:36.639 | 13 - | 58.656 | + 4.020 | 12:31:05.106 |
| 6 - | 55.876 | + 1.240 | 12:24:32.515 | 14 - | 54.988 | + 0.352 | 12:32:00.094 |
| 7 - | 54.714 | + 0.078 | 12:25:27.229 | 15 - | 56.837 | + 2.201 | 12:32:56.931 |
| 8 - | 55.393 | + 0.757 | 12:26:22.622 | 16 - | 54.636 | | 12:33:51.567 |
| 9 | Adrian RUSSELL | | M Caterham 7 | | | | |
| 1 - | 1:04.379 | + 9.972 | 12:20:15.919 | 9 - | 55.023 | + 0.616 | 12:27:43.101 |
| 2 - | 57.066 | + 2.659 | 12:21:12.985 | 10 - | 55.995 | + 1.588 | 12:28:39.096 |
| 3 - | 56.824 | + 2.417 | 12:22:09.809 | 11 - | 55.363 | + 0.956 | 12:29:34.459 |
| 4 - | 56.468 | + 2.061 | 12:23:06.277 | 12 - | 54.757 | + 0.350 | 12:30:29.216 |
| 5 - | 55.819 | + 1.412 | 12:24:02.096 | 13 - | 54.407 | | 12:31:23.623 |
| 6 - | 55.671 | + 1.264 | 12:24:57.767 | 14 - | 54.754 | + 0.347 | 12:32:18.377 |
| 7 - | 55.470 | + 1.063 | 12:25:53.237 | 15 - | 55.176 | + 0.769 | 12:33:13.553 |
| 8 - | 54.841 | + 0.434 | 12:26:48.078 | 16 - | 54.604 | + 0.197 | 12:34:08.157 |
| 15 | Paul ALLEN | | M Caterham 7 | | | | |
| 1 - | 1:03.961 | + 9.190 | 12:19:48.895 | 9 - | 56.766 | + 1.995 | 12:27:19.667 |
| 2 - | 58.555 | + 3.784 | 12:20:47.450 | 10 - | 55.549 | + 0.778 | 12:28:15.216 |
| 3 - | 57.395 | + 2.624 | 12:21:44.845 | 11 - | 56.075 | + 1.304 | 12:29:11.291 |
| 4 - | 56.086 | + 1.315 | 12:22:40.931 | 12 - | 55.345 | + 0.574 | 12:30:06.636 |
| 5 - | 55.276 | + 0.505 | 12:23:36.207 | 13 - | 55.010 | + 0.239 | 12:31:01.646 |
| 6 - | 55.752 | + 0.981 | 12:24:31.959 | 14 - | 59.872 | + 5.101 | 12:32:01.518 |
| 7 - | 54.771 | | 12:25:26.730 | 15 - | 59.427 | + 4.656 | 12:33:00.945 |
| 8 - | 56.171 | + 1.400 | 12:26:22.901 | 16 - | 55.110 | + 0.339 | 12:33:56.055 |
| 16 | Mark HARRISON | | M Caterham 7 | | | | |
| 1 - | 1:09.062 | + 11.778 | 12:20:29.156 | 9 - | 57.643 | + 0.359 | 12:28:25.898 |
| 2 - | 1:03.693 | + 6.409 | 12:21:32.849 | 10 - | 58.134 | + 0.850 | 12:29:24.032 |

Car No's 5 & 181 need working transponders - Q.12.2.1

Weather / Track : Sunny / Dry

Brands Hatch Indy
Circuit Length = 1.2079 miles
Start: 12:18 End: 12:35

McMillan Motorsport Caterham Graduate Championship -Sigma & Mega Classes

QUALIFYING - RACE 7 - LAP ANALYSIS

| | | | | | | | |
|-----------|------------------------------------|----------|--------------|------|---------------|---------|---------------------|
| 3 - | 1:00.807 | + 3.523 | 12:22:33.656 | 11 - | 57.477 | + 0.193 | 12:30:21.509 |
| 4 - | 59.408 | + 2.124 | 12:23:33.064 | 12 - | 58.356 | + 1.072 | 12:31:19.865 |
| 5 - | 59.776 | + 2.492 | 12:24:32.840 | 13 - | 57.284 | | 12:32:17.149 |
| 6 - | 58.287 | + 1.003 | 12:25:31.127 | 14 - | 57.865 | + 0.581 | 12:33:15.014 |
| 7 - | 58.329 | + 1.045 | 12:26:29.456 | 15 - | 58.062 | + 0.778 | 12:34:13.076 |
| 8 - | 58.799 | + 1.515 | 12:27:28.255 | | | | |
| 18 | Kim RAYMENT M Caterham 7 | | | | | | |
| 1 - | 1:09.327 | + 13.860 | 12:20:28.302 | 9 - | 56.078 | + 0.611 | 12:28:07.599 |
| 2 - | 1:00.397 | + 4.930 | 12:21:28.699 | 10 - | 55.953 | + 0.486 | 12:29:03.552 |
| 3 - | 58.518 | + 3.051 | 12:22:27.217 | 11 - | 55.467 | | 12:29:59.019 |
| 4 - | 56.971 | + 1.504 | 12:23:24.188 | 12 - | 56.249 | + 0.782 | 12:30:55.268 |
| 5 - | 56.703 | + 1.236 | 12:24:20.891 | 13 - | 56.194 | + 0.727 | 12:31:51.462 |
| 6 - | 57.333 | + 1.866 | 12:25:18.224 | 14 - | 55.801 | + 0.334 | 12:32:47.263 |
| 7 - | 56.626 | + 1.159 | 12:26:14.850 | 15 - | 55.778 | + 0.311 | 12:33:43.041 |
| 8 - | 56.671 | + 1.204 | 12:27:11.521 | | | | |
| 20 | Darrell WILSON M Caterham 7 | | | | | | |
| 1 - | 1:02.622 | + 8.169 | 12:19:58.617 | 9 - | 55.001 | + 0.548 | 12:27:24.749 |
| 2 - | 57.437 | + 2.984 | 12:20:56.054 | 10 - | 54.790 | + 0.337 | 12:28:19.539 |
| 3 - | 56.472 | + 2.019 | 12:21:52.526 | 11 - | 56.144 | + 1.691 | 12:29:15.683 |
| 4 - | 55.766 | + 1.313 | 12:22:48.292 | 12 - | 55.132 | + 0.679 | 12:30:10.815 |
| 5 - | 54.985 | + 0.532 | 12:23:43.277 | 13 - | 55.117 | + 0.664 | 12:31:05.932 |
| 6 - | 55.100 | + 0.647 | 12:24:38.377 | 14 - | 55.840 | + 1.387 | 12:32:01.772 |
| 7 - | 56.498 | + 2.045 | 12:25:34.875 | 15 - | 56.005 | + 1.552 | 12:32:57.777 |
| 8 - | 54.873 | + 0.420 | 12:26:29.748 | 16 - | 54.453 | | 12:33:52.230 |
| 21 | Matt THOMPSON M Caterham 7 | | | | | | |
| 1 - | 1:04.662 | + 9.157 | 12:20:11.424 | 9 - | 56.320 | + 0.815 | 12:28:00.331 |
| 2 - | 1:00.418 | + 4.913 | 12:21:11.842 | 10 - | 56.330 | + 0.825 | 12:28:56.661 |
| 3 - | 59.740 | + 4.235 | 12:22:11.582 | 11 - | 56.773 | + 1.268 | 12:29:53.434 |
| 4 - | 57.391 | + 1.886 | 12:23:08.973 | 12 - | 56.562 | + 1.057 | 12:30:49.996 |
| 5 - | 59.451 | + 3.946 | 12:24:08.424 | 13 - | 56.125 | + 0.620 | 12:31:46.121 |
| 6 - | 58.838 | + 3.333 | 12:25:07.262 | 14 - | 55.505 | | 12:32:41.626 |
| 7 - | 57.975 | + 2.470 | 12:26:05.237 | 15 - | 57.562 | + 2.057 | 12:33:39.188 |
| 8 - | 58.774 | + 3.269 | 12:27:04.011 | 16 - | 56.275 | + 0.770 | 12:34:35.463 |
| 22 | Peter MARSH M Caterham 7 | | | | | | |
| 1 - | 1:09.763 | + 11.910 | 12:20:24.367 | 9 - | 58.347 | + 0.494 | 12:28:18.172 |
| 2 - | 1:01.063 | + 3.210 | 12:21:25.430 | 10 - | 57.853 | | 12:29:16.025 |
| 3 - | 59.616 | + 1.763 | 12:22:25.046 | 11 - | 58.302 | + 0.449 | 12:30:14.327 |
| 4 - | 59.534 | + 1.681 | 12:23:24.580 | 12 - | 58.155 | + 0.302 | 12:31:12.482 |
| 5 - | 58.688 | + 0.835 | 12:24:23.268 | 13 - | 58.162 | + 0.309 | 12:32:10.644 |
| 6 - | 58.611 | + 0.758 | 12:25:21.879 | 14 - | 58.454 | + 0.601 | 12:33:09.098 |
| 7 - | 58.657 | + 0.804 | 12:26:20.536 | 15 - | 57.971 | + 0.118 | 12:34:07.069 |
| 8 - | 59.289 | + 1.436 | 12:27:19.825 | | | | |
| 23 | Bob WILSON M Caterham 7 | | | | | | |
| 1 - | 1:06.489 | + 10.553 | 12:20:10.521 | 9 - | 56.767 | + 0.831 | 12:27:59.077 |
| 2 - | 1:00.729 | + 4.793 | 12:21:11.250 | 10 - | 56.912 | + 0.976 | 12:28:55.989 |
| 3 - | 58.756 | + 2.820 | 12:22:10.006 | 11 - | 56.986 | + 1.050 | 12:29:52.975 |
| 4 - | 57.632 | + 1.696 | 12:23:07.638 | 12 - | 56.857 | + 0.921 | 12:30:49.832 |
| 5 - | 1:00.173 | + 4.237 | 12:24:07.811 | 13 - | 56.583 | + 0.647 | 12:31:46.415 |
| 6 - | 58.543 | + 2.607 | 12:25:06.354 | 14 - | 55.936 | | 12:32:42.351 |
| 7 - | 58.641 | + 2.705 | 12:26:04.995 | 15 - | 57.359 | + 1.423 | 12:33:39.710 |
| 8 - | 57.315 | + 1.379 | 12:27:02.310 | 16 - | 58.389 | + 2.453 | 12:34:38.099 |
| 26 | Ian NOBLE M Caterham 7 | | | | | | |
| 1 - | 1:08.556 | + 12.850 | 12:20:21.376 | 9 - | 56.247 | + 0.541 | 12:28:01.010 |
| 2 - | 59.296 | + 3.590 | 12:21:20.672 | 10 - | 55.706 | | 12:28:56.716 |
| 3 - | 57.835 | + 2.129 | 12:22:18.507 | 11 - | 59.487 | + 3.781 | 12:29:56.203 |
| 4 - | 57.481 | + 1.775 | 12:23:15.988 | 12 - | 56.640 | + 0.934 | 12:30:52.843 |
| 5 - | 57.145 | + 1.439 | 12:24:13.133 | 13 - | 56.471 | + 0.765 | 12:31:49.314 |

Car No's 5 & 181 need working transponders - Q.12.2.1

Weather / Track : Sunny / Dry

Brands Hatch Indy
Circuit Length = 1.2079 miles
Start: 12:18 End: 12:35

McMillan Motorsport Caterham Graduate Championship -Sigma & Mega Classes

QUALIFYING - RACE 7 - LAP ANALYSIS

| | | | | | | | |
|-----------|--|----------|---------------------|------|---------------|---------|---------------------|
| 6 - | 56.624 | + 0.918 | 12:25:09.757 | 14 - | 56.150 | + 0.444 | 12:32:45.464 |
| 7 - | 57.547 | + 1.841 | 12:26:07.304 | 15 - | 55.860 | + 0.154 | 12:33:41.324 |
| 8 - | 57.459 | + 1.753 | 12:27:04.763 | 16 - | 57.908 | + 2.202 | 12:34:39.232 |
| 35 | Gordon HALLEY M Caterham 7 | | | | | | |
| 1 - | 1:06.900 | + 10.185 | 12:20:07.080 | 9 - | 58.265 | + 1.550 | 12:27:54.775 |
| 2 - | 1:01.362 | + 4.647 | 12:21:08.442 | 10 - | 57.373 | + 0.658 | 12:28:52.148 |
| 3 - | 59.059 | + 2.344 | 12:22:07.501 | 11 - | 57.940 | + 1.225 | 12:29:50.088 |
| 4 - | 58.511 | + 1.796 | 12:23:06.012 | 12 - | 56.875 | + 0.160 | 12:30:46.963 |
| 5 - | 58.209 | + 1.494 | 12:24:04.221 | 13 - | 56.868 | + 0.153 | 12:31:43.831 |
| 6 - | 57.349 | + 0.634 | 12:25:01.570 | 14 - | 57.180 | + 0.465 | 12:32:41.011 |
| 7 - | 56.715 | | 12:25:58.285 | 15 - | 57.973 | + 1.258 | 12:33:38.984 |
| 8 - | 58.225 | + 1.510 | 12:26:56.510 | 16 - | 58.685 | + 1.970 | 12:34:37.669 |
| 36 | Glenn BURTENSHAW M Caterham Mega Grad | | | | | | |
| 1 - | 1:02.444 | + 6.811 | 12:20:00.890 | 7 - | 56.226 | + 0.593 | 12:25:40.162 |
| 2 - | 57.375 | + 1.742 | 12:20:58.265 | 8 - | 56.619 | + 0.986 | 12:26:36.781 |
| 3 - | 56.684 | + 1.051 | 12:21:54.949 | 9 - | 1:02.681 | + 7.048 | 12:27:39.462 |
| 4 - | 55.782 | + 0.149 | 12:22:50.731 | 10 - | 1:00.131 | + 4.498 | 12:28:39.593 |
| 5 - | 55.683 | + 0.050 | 12:23:46.414 | 11 - | 55.846 | + 0.213 | 12:29:35.439 |
| 6 - | 57.522 | + 1.889 | 12:24:43.936 | 12 - | 55.633 | | 12:30:31.072 |
| 38 | Ian BRUNNING M Caterham 7 | | | | | | |
| 1 - | 1:07.360 | + 11.497 | 12:20:10.120 | 9 - | 57.565 | + 1.702 | 12:27:53.595 |
| 2 - | 1:00.547 | + 4.684 | 12:21:10.667 | 10 - | 56.811 | + 0.948 | 12:28:50.406 |
| 3 - | 57.998 | + 2.135 | 12:22:08.665 | 11 - | 56.816 | + 0.953 | 12:29:47.222 |
| 4 - | 58.208 | + 2.345 | 12:23:06.873 | 12 - | 55.972 | + 0.109 | 12:30:43.194 |
| 5 - | 58.639 | + 2.776 | 12:24:05.512 | 13 - | 55.893 | + 0.030 | 12:31:39.087 |
| 6 - | 57.355 | + 1.492 | 12:25:02.867 | 14 - | 55.863 | | 12:32:34.950 |
| 7 - | 56.564 | + 0.701 | 12:25:59.431 | 15 - | 56.522 | + 0.659 | 12:33:31.472 |
| 8 - | 56.599 | + 0.736 | 12:26:56.030 | 16 - | 55.954 | + 0.091 | 12:34:27.426 |
| 40 | Luke EMBLING M Caterham Mega Grad | | | | | | |
| 1 - | 1:06.093 | + 10.957 | 12:20:19.508 | 9 - | 56.631 | + 1.495 | 12:27:53.411 |
| 2 - | 58.935 | + 3.799 | 12:21:18.443 | 10 - | 56.324 | + 1.188 | 12:28:49.735 |
| 3 - | 56.988 | + 1.852 | 12:22:15.431 | 11 - | 55.894 | + 0.758 | 12:29:45.629 |
| 4 - | 55.949 | + 0.813 | 12:23:11.380 | 12 - | 55.503 | + 0.367 | 12:30:41.132 |
| 5 - | 56.679 | + 1.543 | 12:24:08.059 | 13 - | 55.391 | + 0.255 | 12:31:36.523 |
| 6 - | 57.754 | + 2.618 | 12:25:05.813 | 14 - | 57.744 | + 2.608 | 12:32:34.267 |
| 7 - | 55.204 | + 0.068 | 12:26:01.017 | 15 - | 55.136 | | 12:33:29.403 |
| 8 - | 55.763 | + 0.627 | 12:26:56.780 | 16 - | 55.893 | + 0.757 | 12:34:25.296 |
| 54 | Peter FRITH M Caterham 7 | | | | | | |
| 1 - | 1:05.033 | + 10.023 | 12:20:06.438 | 9 - | 55.840 | + 0.830 | 12:27:39.105 |
| 2 - | 59.042 | + 4.032 | 12:21:05.480 | 10 - | 1:01.081 | + 6.071 | 12:28:40.186 |
| 3 - | 56.639 | + 1.629 | 12:22:02.119 | 11 - | 55.897 | + 0.887 | 12:29:36.083 |
| 4 - | 56.569 | + 1.559 | 12:22:58.688 | 12 - | 55.010 | | 12:30:31.093 |
| 5 - | 56.590 | + 1.580 | 12:23:55.278 | 13 - | 55.324 | + 0.314 | 12:31:26.417 |
| 6 - | 56.000 | + 0.990 | 12:24:51.278 | 14 - | 55.437 | + 0.427 | 12:32:21.854 |
| 7 - | 55.819 | + 0.809 | 12:25:47.097 | 15 - | 55.150 | + 0.140 | 12:33:17.004 |
| 8 - | 56.168 | + 1.158 | 12:26:43.265 | 16 - | 55.366 | + 0.356 | 12:34:12.370 |
| 56 | Brett RAY M Caterham 7 | | | | | | |
| 1 - | 1:05.860 | + 10.746 | 12:19:59.547 | 9 - | 58.822 | + 3.708 | 12:27:36.525 |
| 2 - | 58.249 | + 3.135 | 12:20:57.796 | 10 - | 55.257 | + 0.143 | 12:28:31.782 |
| 3 - | 57.534 | + 2.420 | 12:21:55.330 | 11 - | 56.105 | + 0.991 | 12:29:27.887 |
| 4 - | 55.760 | + 0.646 | 12:22:51.090 | 12 - | 55.159 | + 0.045 | 12:30:23.046 |
| 5 - | 55.431 | + 0.317 | 12:23:46.521 | 13 - | 55.199 | + 0.085 | 12:31:18.245 |
| 6 - | 57.116 | + 2.002 | 12:24:43.637 | 14 - | 55.310 | + 0.196 | 12:32:13.555 |
| 7 - | 57.537 | + 2.423 | 12:25:41.174 | 15 - | 55.349 | + 0.235 | 12:33:08.904 |
| 8 - | 56.529 | + 1.415 | 12:26:37.703 | 16 - | 55.114 | | 12:34:04.018 |

Car No's 5 & 181 need working transponders - Q.12.2.1

Weather / Track : Sunny / Dry

Brands Hatch Indy
Circuit Length = 1.2079 miles
Start: 12:18 End: 12:35

McMillan Motorsport Caterham Graduate Championship -Sigma & Mega Classes

QUALIFYING - RACE 7 - LAP ANALYSIS

| | | | | | | | |
|------------|------------------------|------------|--------------|------|---------------|---------|---------------------|
| 63 | Martin GEE | | M Caterham 7 | | | | |
| 1 - | 1:12.003 | + 14.149 | 12:20:28.896 | 9 - | 59.466 | + 1.612 | 12:28:37.282 |
| 2 - | 1:03.991 | + 6.137 | 12:21:32.887 | 10 - | 1:00.865 | + 3.011 | 12:29:38.147 |
| 3 - | 1:02.941 | + 5.087 | 12:22:35.828 | 11 - | 58.898 | + 1.044 | 12:30:37.045 |
| 4 - | 1:00.449 | + 2.595 | 12:23:36.277 | 12 - | 58.302 | + 0.448 | 12:31:35.347 |
| 5 - | 1:00.568 | + 2.714 | 12:24:36.845 | 13 - | 58.969 | + 1.115 | 12:32:34.316 |
| 6 - | 1:00.556 | + 2.702 | 12:25:37.401 | 14 - | 59.228 | + 1.374 | 12:33:33.544 |
| 7 - | 58.751 | + 0.897 | 12:26:36.152 | 15 - | 57.854 | | 12:34:31.398 |
| 8 - | 1:01.664 | + 3.810 | 12:27:37.816 | | | | |
| 171 | Ian ANDERSON | | S Caterham 7 | | | | |
| 1 - | 1:00.868 | + 5.408 | 12:22:01.825 | 8 - | 56.465 | + 1.005 | 12:28:40.826 |
| 2 - | 58.424 | + 2.964 | 12:23:00.249 | 9 - | 56.202 | + 0.742 | 12:29:37.028 |
| 3 - | 58.235 | + 2.775 | 12:23:58.484 | 10 - | 55.460 | | 12:30:32.488 |
| 4 - | 56.531 | + 1.071 | 12:24:55.015 | 11 - | 56.119 | + 0.659 | 12:31:28.607 |
| 5 - | 56.360 | + 0.900 | 12:25:51.375 | 12 - | 55.856 | + 0.396 | 12:32:24.463 |
| 6 - | 56.370 | + 0.910 | 12:26:47.745 | 13 - | 55.799 | + 0.339 | 12:33:20.262 |
| 7 - | 56.616 | + 1.156 | 12:27:44.361 | 14 - | 55.653 | + 0.193 | 12:34:15.915 |
| 172 | Ian DYBLE | | S Caterham 7 | | | | |
| 1 - | 1:05.117 | + 8.721 | 12:20:09.847 | 9 - | 57.641 | + 1.245 | 12:27:55.516 |
| 2 - | 59.476 | + 3.080 | 12:21:09.323 | 10 - | 56.909 | + 0.513 | 12:28:52.425 |
| 3 - | 58.738 | + 2.342 | 12:22:08.061 | 11 - | 57.101 | + 0.705 | 12:29:49.526 |
| 4 - | 58.211 | + 1.815 | 12:23:06.272 | 12 - | 57.058 | + 0.662 | 12:30:46.584 |
| 5 - | 1:00.182 | + 3.786 | 12:24:06.454 | 13 - | 57.051 | + 0.655 | 12:31:43.635 |
| 6 - | 57.271 | + 0.875 | 12:25:03.725 | 14 - | 56.807 | + 0.411 | 12:32:40.442 |
| 7 - | 57.518 | + 1.122 | 12:26:01.243 | 15 - | 56.396 | | 12:33:36.838 |
| 8 - | 56.632 | + 0.236 | 12:26:57.875 | 16 - | 56.691 | + 0.295 | 12:34:33.529 |
| 175 | Nick DYER | | S Caterham 7 | | | | |
| 1 - | 1:08.849 | + 11.552 | 12:20:04.355 | 9 - | 58.089 | + 0.792 | 12:28:02.992 |
| 2 - | 1:01.457 | + 4.160 | 12:21:05.812 | 10 - | 57.722 | + 0.425 | 12:29:00.714 |
| 3 - | 1:00.616 | + 3.319 | 12:22:06.428 | 11 - | 58.056 | + 0.759 | 12:29:58.770 |
| 4 - | 59.584 | + 2.287 | 12:23:06.012 | 12 - | 58.611 | + 1.314 | 12:30:57.381 |
| 5 - | 1:01.351 | + 4.054 | 12:24:07.363 | 13 - | 57.698 | + 0.401 | 12:31:55.079 |
| 6 - | 58.729 | + 1.432 | 12:25:06.092 | 14 - | 57.297 | | 12:32:52.376 |
| 7 - | 58.773 | + 1.476 | 12:26:04.865 | 15 - | 57.349 | + 0.052 | 12:33:49.725 |
| 8 - | 1:00.038 | + 2.741 | 12:27:04.903 | | | | |
| 176 | Bill SCOTT | | S Caterham 7 | | | | |
| 1 - | 1:06.301 | + 9.675 | 12:20:03.979 | 9 - | 1:00.369 | + 3.743 | 12:27:56.052 |
| 2 - | 1:00.510 | + 3.884 | 12:21:04.489 | 10 - | 57.320 | + 0.694 | 12:28:53.372 |
| 3 - | 59.091 | + 2.465 | 12:22:03.580 | 11 - | 57.309 | + 0.683 | 12:29:50.681 |
| 4 - | 58.818 | + 2.192 | 12:23:02.398 | 12 - | 56.626 | | 12:30:47.307 |
| 5 - | 59.238 | + 2.612 | 12:24:01.636 | 13 - | 56.974 | + 0.348 | 12:31:44.281 |
| 6 - | 57.507 | + 0.881 | 12:24:59.143 | 14 - | 57.042 | + 0.416 | 12:32:41.323 |
| 7 - | 58.396 | + 1.770 | 12:25:57.539 | 15 - | 57.437 | + 0.811 | 12:33:38.760 |
| 8 - | 58.144 | + 1.518 | 12:26:55.683 | 16 - | 59.021 | + 2.395 | 12:34:37.781 |
| 177 | Peter MULLINEUX | | S Caterham 7 | | | | |
| 1 - | 1:07.221 | + 11.270 | 12:20:12.745 | 9 - | 57.192 | + 1.241 | 12:28:33.711 |
| 2 - | 59.396 | + 3.445 | 12:21:12.141 | 10 - | 56.618 | + 0.667 | 12:29:30.329 |
| 3 - | 59.849 | + 3.898 | 12:22:11.990 | 11 - | 56.245 | + 0.294 | 12:30:26.574 |
| 4 - | 57.512 | + 1.561 | 12:23:09.502 | 12 - | 56.402 | + 0.451 | 12:31:22.976 |
| 5 - | 1:31.277 P | + 35.326 | 12:24:40.779 | 13 - | 56.342 | + 0.391 | 12:32:19.318 |
| 6 - | 1:01.594 | + 5.643 | 12:25:42.373 | 14 - | 55.951 | | 12:33:15.269 |
| 7 - | 56.372 | + 0.421 | 12:26:38.745 | 15 - | 56.382 | + 0.431 | 12:34:11.651 |
| 8 - | 57.774 | + 1.823 | 12:27:36.519 | | | | |
| 181 | Steve HUMPHREYS | | S Caterham 7 | | | | |
| 1 - | 2:14.798 | + 1:18.328 | 12:21:23.753 | 8 - | 56.708 | + 0.238 | 12:28:08.674 |
| 2 - | 59.115 | + 2.645 | 12:22:22.868 | 9 - | 57.263 | + 0.793 | 12:29:05.937 |

Car No's 5 & 181 need working transponders - Q.12.2.1

Weather / Track : Sunny / Dry

Brands Hatch Indy
Circuit Length = 1.2079 miles
Start: 12:18 End: 12:35

McMillan Motorsport Caterham Graduate Championship -Sigma & Mega Classes

QUALIFYING - RACE 7 - LAP ANALYSIS

| | | | | | | | |
|------------|---------------------|----------|---------------------|------|-------------------------|----------|---------------------|
| 3 - | 58.892 | + 2.422 | 12:23:21.760 | 10 - | 57.744 | + 1.274 | 12:30:03.681 |
| 4 - | 58.216 | + 1.746 | 12:24:19.976 | 11 - | 57.069 | + 0.599 | 12:31:00.750 |
| 5 - | 58.807 | + 2.337 | 12:25:18.783 | 12 - | 58.093 | + 1.623 | 12:31:58.843 |
| 6 - | 56.713 | + 0.243 | 12:26:15.496 | 13 - | 1:55.436 | + 58.966 | 12:33:54.279 |
| 7 - | 56.470 | | 12:27:11.966 | | | | |
| 188 | Alan DIXON | | | S | Caterham 7 | | |
| 1 - | 1:16.871 | + 17.560 | 12:20:27.382 | 9 - | 1:00.419 | + 1.108 | 12:28:40.436 |
| 2 - | 1:03.865 | + 4.554 | 12:21:31.247 | 10 - | 59.978 | + 0.667 | 12:29:40.414 |
| 3 - | 1:02.709 | + 3.398 | 12:22:33.956 | 11 - | 59.613 | + 0.302 | 12:30:40.027 |
| 4 - | 1:01.960 | + 2.649 | 12:23:35.916 | 12 - | 59.311 | | 12:31:39.338 |
| 5 - | 1:00.302 | + 0.991 | 12:24:36.218 | 13 - | 59.952 | + 0.641 | 12:32:39.290 |
| 6 - | 1:01.056 | + 1.745 | 12:25:37.274 | 14 - | 59.991 | + 0.680 | 12:33:39.281 |
| 7 - | 1:01.365 | + 2.054 | 12:26:38.639 | 15 - | 1:00.415 | + 1.104 | 12:34:39.696 |
| 8 - | 1:01.378 | + 2.067 | 12:27:40.017 | | | | |
| 196 | Matt SIVITER | | | S | Caterham Academy | | |
| 1 - | 1:06.340 | + 7.230 | 12:20:01.084 | 4 - | 59.110 | | 12:22:59.246 |
| 2 - | 59.916 | + 0.806 | 12:21:01.000 | 5 - | 1:08.604 | + 9.494 | 12:24:07.850 |
| 3 - | 59.136 | + 0.026 | 12:22:00.136 | 6 - | 1:00.229 | + 1.119 | 12:25:08.079 |
| 199 | Dan SIVITER | | | S | Caterham Academy | | |
| 1 - | 57.352 | + 0.598 | 12:29:59.367 | 4 - | 56.783 | + 0.029 | 12:32:50.550 |
| 2 - | 57.128 | + 0.374 | 12:30:56.495 | 5 - | 56.754 | | 12:33:47.304 |
| 3 - | 57.272 | + 0.518 | 12:31:53.767 | | | | |


Car No's 5 & 181 need working transponders - Q.12.2.1

Weather / Track : Sunny / Dry

Brands Hatch Indy
Circuit Length = 1.2079 miles
Start: 12:18 End: 12:35

McMillan Motorsport Caterham Graduate Championship -Sigma & Mega Classes

RACE 7 - GRID

| | | |
|--|-------------------------------|-------------------------------|
| ROW 15 | 59.110 196 Matt SIVITER | 59.311 188 Alan DIXON |
| ROW 14 | 56.626 176 Bill SCOTT | 57.297 175 Nick DYER |
| ROW 13 | 56.396 172 Ian DYBLE | 56.470 181 Steve HUMPHREYS |
| ROW 12 | 55.460 171 Ian ANDERSON | 55.951 177 Peter MULLINEUX |
| ROW 11 | | |
| ROW 10 | 57.853 22 Peter MARSH | 57.854 63 Martin GEE |
| ROW 9 | 56.715 35 Gordon HALLEY | 57.284 16 Mark HARRISON |
| ROW 8 | 55.863 38 Ian BRUNNING | 55.936 23 Bob WILSON |
| ROW 7 | 55.633 36 Glenn BURTENSHAW | 55.706 26 Ian NOBLE |
| ROW 6 | 55.467 18 Kim RAYMENT | 55.505 21 Matt THOMPSON |
| ROW 5 | 55.136 40 Luke EMBLING | 55.159 56 Brett RAY |
| ROW 4 | 54.771 15 Paul ALLEN | 55.010 54 Peter FRITH |
| ROW 3 | 54.636 7 Nicholas HARYETT | 54.655 5 Nick FROST |
| ROW 2 | 54.407 9 Adrian RUSSELL | 54.453 20 Darrell WILSON |
| ROW 1 | 53.917 1 Myles PACKMAN | 54.203 2 Mick WHITEHEAD |
| Pole | | |
|  | | |

Brands Hatch Indy
Circuit Length = 1.2079 miles

These results are provisional until the conclusion of any judicial and technical matters.

| | |
|-------------------|--------------|
| Clerk of Course : | Timekeeper : |
|-------------------|--------------|

McMillan Motorsport Caterham Graduate Championship -Sigma & Mega Classes

RACE 7 - CLASSIFICATION

| POS | NO | CL | NAME | ENTRY | LAPS | TIME | GAP | DIFF | MPH | BEST | ON |
|-----|-----|----|------------------|--------------------|------|-----------|--------|--------|-------|--------|----|
| 1 | 15 | M | Paul ALLEN | Caterham 7 | 23 | 21:04.353 | | | 79.10 | 53.908 | 19 |
| 2 | 1 | M | Myles PACKMAN | Caterham 7 | 23 | 21:04.365 | 0.012 | 0.012 | 79.10 | 53.794 | 18 |
| 3 | 5 | M | Nick FROST | Caterham 7 | 23 | 21:09.327 | 4.974 | 4.962 | 78.79 | 54.142 | 10 |
| 4 | 56 | M | Brett RAY | Caterham 7 | 23 | 21:13.398 | 9.045 | 4.071 | 78.54 | 54.155 | 22 |
| 5 | 7 | M | Nicholas HARYETT | Caterham 7 | 23 | 21:14.250 | 9.897 | 0.852 | 78.49 | 54.292 | 22 |
| 6 | 26 | M | Ian NOBLE | Caterham 7 | 23 | 21:15.439 | 11.086 | 1.189 | 78.41 | 54.544 | 22 |
| 7 | 9 | M | Adrian RUSSELL | Caterham 7 | 23 | 21:15.725 | 11.372 | 0.286 | 78.40 | 54.036 | 22 |
| 8 | 54 | M | Peter FRITH | Caterham 7 | 23 | 21:16.620 | 12.267 | 0.895 | 78.34 | 54.566 | 16 |
| 9 | 2 | M | Mick WHITEHEAD | Caterham 7 | 23 | 21:17.755 | 13.402 | 1.135 | 78.27 | 54.047 | 10 |
| 10 | 20 | M | Darrell WILSON | Caterham 7 | 23 | 21:19.717 | 15.364 | 1.962 | 78.15 | 54.158 | 10 |
| 11 | 36 | M | Glenn BURTENSHAW | Caterham Mega Grad | 23 | 21:24.820 | 20.467 | 5.103 | 77.84 | 54.645 | 18 |
| 12 | 18 | M | Kim RAYMENT | Caterham 7 | 23 | 21:32.023 | 27.670 | 7.203 | 77.41 | 55.038 | 4 |
| 13 | 21 | M | Matt THOMPSON | Caterham 7 | 23 | 21:39.740 | 35.387 | 7.717 | 76.95 | 55.099 | 3 |
| 14 | 38 | M | Ian BRUNNING | Caterham 7 | 23 | 21:45.622 | 41.269 | 5.882 | 76.60 | 55.640 | 20 |
| 15 | 171 | S | Ian ANDERSON | Caterham 7 | 23 | 21:53.204 | 48.851 | 7.582 | 76.16 | 55.424 | 7 |
| 16 | 172 | S | Ian DYBLE | Caterham 7 | 23 | 21:53.251 | 48.898 | 0.047 | 76.16 | 55.588 | 11 |
| 17 | 177 | S | Peter MULLINEUX | Caterham 7 | 23 | 21:53.659 | 49.306 | 0.408 | 76.13 | 55.448 | 7 |
| 18 | 35 | M | Gordon HALLEY | Caterham 7 | 23 | 21:57.589 | 53.236 | 3.930 | 75.90 | 55.507 | 23 |
| 19 | 176 | S | Bill SCOTT | Caterham 7 | 23 | 21:58.277 | 53.924 | 0.688 | 75.87 | 55.464 | 23 |
| 20 | 181 | S | Steve HUMPHREYS | Caterham 7 | 23 | 21:58.806 | 54.453 | 0.529 | 75.83 | 54.659 | 11 |
| 21 | 40 | M | Luke EMBLING | Caterham Mega Grad | 23 | 22:00.985 | 56.632 | 2.179 | 75.71 | 54.432 | 6 |
| 22 | 16 | M | Mark HARRISON | Caterham 7 | 22 | 21:05.015 | 1 lap | 1 lap | 75.62 | 55.730 | 21 |
| 23 | 22 | M | Peter MARSH | Caterham 7 | 22 | 21:06.557 | 1 lap | 1.542 | 75.53 | 55.956 | 20 |
| 24 | 175 | S | Nick DYER | Caterham 7 | 22 | 21:08.271 | 1 lap | 1.714 | 75.43 | 55.820 | 19 |
| 25 | 63 | M | Martin GEE | Caterham 7 | 22 | 21:11.854 | 1 lap | 3.583 | 75.22 | 55.839 | 18 |
| 26 | 23 | M | Bob WILSON | Caterham 7 | 22 | 21:14.783 | 1 lap | 2.929 | 75.04 | 56.563 | 17 |
| 27 | 196 | S | Matt SIVITER | Caterham Academy | 22 | 21:17.852 | 1 lap | 3.069 | 74.86 | 56.180 | 17 |
| 28 | 188 | S | Alan DIXON | Caterham 7 | 22 | 21:48.238 | 1 lap | 30.386 | 73.12 | 57.716 | 21 |

FASTEST LAP

| | | | | | | | |
|-----|---|-----------------|------------|----|--------|-----------|------------|
| 1 | M | Myles PACKMAN | Caterham 7 | 18 | 53.794 | 80.83 mph | 130.09 kph |
| 181 | S | Steve HUMPHREYS | Caterham 7 | 11 | 54.659 | 79.55 mph | 128.03 kph |

Car No's 2 & 40 - 5 second penalty - Exceeding track limits

Weather / Track : Cloudy / Dry

These results are provisional until the conclusion of any judicial and technical matters.

Brands Hatch Indy

Circuit Length = 1.2079 miles

Start: 17:20 End: 17:47

| | |
|-------------------|--------------|
| Clerk of Course : | Timekeeper : |
|-------------------|--------------|

McMillan Motorsport Caterham Graduate Championship -Sigma & Mega Classes

RACE 7 - LAP CHART

| Lap 1 | | | Lap 2 | | | Lap 3 | | | Lap 4 | | | Lap 5 | | |
|-------|--------|----------|-------|--------|---------|-------|--------|---------|-------|--------|---------|-------|--------|---------|
| No | Behind | Laptime | No | Behind | Laptime | No | Behind | Laptime | No | Behind | Laptime | No | Behind | Laptime |
| 1 | | 1:01.512 | 1 | | 55.123 | 2 | | 55.033 | 2 | | 54.945 | 2 | | 55.041 |
| 2 | 0.300 | 1:01.812 | 2 | 0.146 | 54.969 | 1 | 0.016 | 55.195 | 9 | 0.250 | 54.976 | 9 | 0.041 | 54.832 |
| 9 | 0.413 | 1:01.925 | 9 | 0.504 | 55.214 | 9 | 0.219 | 54.894 | 1 | 0.319 | 55.248 | 1 | 0.185 | 54.907 |
| 20 | 0.618 | 1:02.130 | 20 | 0.716 | 55.221 | 20 | 0.377 | 54.840 | 20 | 0.597 | 55.165 | 5 | 0.695 | 54.649 |
| 5 | 0.930 | 1:02.442 | 5 | 1.028 | 55.221 | 5 | 0.962 | 55.113 | 15 | 0.726 | 54.637 | 15 | 0.927 | 55.242 |
| 15 | 1.388 | 1:02.900 | 15 | 1.154 | 54.889 | 15 | 1.034 | 55.059 | 5 | 1.087 | 55.070 | 20 | 1.236 | 55.680 |
| 7 | 1.697 | 1:03.209 | 7 | 1.803 | 55.229 | 7 | 1.724 | 55.100 | 7 | 1.805 | 55.026 | 7 | 1.886 | 55.122 |
| 54 | 1.988 | 1:03.500 | 54 | 2.180 | 55.315 | 54 | 2.122 | 55.121 | 54 | 2.279 | 55.102 | 54 | 2.407 | 55.169 |
| 21 | 2.330 | 1:03.842 | 21 | 2.973 | 55.766 | 21 | 2.893 | 55.099 | 56 | 2.999 | 54.965 | 56 | 2.603 | 54.645 |
| 40 | 2.797 | 1:04.309 | 56 | 3.376 | 55.629 | 56 | 2.979 | 54.782 | 21 | 3.781 | 55.833 | 40 | 3.701 | 54.909 |
| 56 | 2.870 | 1:04.382 | 40 | 3.603 | 55.929 | 40 | 3.496 | 55.072 | 40 | 3.833 | 55.282 | 26 | 4.208 | 54.945 |
| 26 | 3.218 | 1:04.730 | 26 | 3.884 | 55.789 | 26 | 3.957 | 55.252 | 26 | 4.304 | 55.292 | 21 | 4.800 | 56.060 |
| 18 | 3.857 | 1:05.369 | 18 | 4.561 | 55.827 | 18 | 4.603 | 55.221 | 18 | 4.696 | 55.038 | 18 | 5.004 | 55.349 |
| 23 | 5.104 | 1:06.616 | 36 | 7.846 | 56.545 | 36 | 7.834 | 55.167 | 36 | 8.325 | 55.436 | 36 | 8.309 | 55.025 |
| 63 | 6.369 | 1:07.881 | 23 | 8.425 | 58.444 | 23 | 10.404 | 57.158 | 23 | 12.251 | 56.792 | 23 | 13.781 | 56.571 |
| 36 | 6.424 | 1:07.936 | 38 | 8.459 | 56.669 | 38 | 10.426 | 57.146 | 38 | 12.476 | 56.995 | 38 | 14.335 | 56.900 |
| 22 | 6.907 | 1:08.419 | 63 | 10.184 | 58.938 | 22 | 12.182 | 56.930 | 22 | 13.346 | 56.109 | 22 | 14.581 | 56.276 |
| 38 | 6.913 | 1:08.425 | 22 | 10.431 | 58.647 | 63 | 13.734 | 58.729 | 16 | 15.815 | 56.816 | 16 | 17.693 | 56.919 |
| 16 | 7.554 | 1:09.066 | 16 | 10.699 | 58.268 | 16 | 13.944 | 58.424 | 35 | 16.345 | 57.021 | 35 | 17.811 | 56.507 |
| 35 | 7.984 | 1:09.496 | 35 | 11.214 | 58.353 | 35 | 14.269 | 58.234 | 63 | 17.863 | 59.074 | 63 | 20.494 | 57.672 |
| 171 | 13.786 | 1:15.298 | 177 | 15.600 | 56.755 | 171 | 17.056 | 56.621 | 171 | 18.496 | 56.385 | 177 | 20.588 | 56.941 |
| 177 | 13.968 | 1:15.480 | 171 | 15.614 | 56.951 | 177 | 17.182 | 56.761 | 177 | 18.688 | 56.451 | 171 | 20.909 | 57.454 |
| 172 | 14.412 | 1:15.924 | 172 | 16.221 | 56.932 | 172 | 17.419 | 56.377 | 176 | 19.090 | 56.500 | 172 | 21.354 | 57.240 |
| 176 | 15.357 | 1:16.869 | 176 | 16.879 | 56.645 | 176 | 17.535 | 55.835 | 172 | 19.155 | 56.681 | 176 | 22.104 | 58.055 |
| 181 | 15.476 | 1:16.988 | 175 | 17.961 | 56.945 | 181 | 17.960 | 55.124 | 181 | 19.903 | 56.888 | 181 | 22.550 | 57.688 |
| 175 | 16.139 | 1:17.651 | 181 | 18.015 | 57.662 | 175 | 19.814 | 57.032 | 175 | 21.564 | 56.695 | 175 | 23.373 | 56.850 |
| 196 | 17.457 | 1:18.969 | 196 | 20.090 | 57.756 | 196 | 22.201 | 57.290 | 196 | 23.952 | 56.696 | 196 | 26.490 | 57.579 |
| 188 | 17.469 | 1:18.981 | 188 | 21.327 | 58.981 | 188 | 24.452 | 58.304 | 188 | 28.111 | 58.604 | 188 | 31.384 | 58.314 |

Car No's 2 & 40 - 5 second penalty - Exceeding track limits

Weather / Track : Cloudy / Dry

Brands Hatch Indy
Circuit Length = 1.2079 miles
Start: 17:20 End: 17:47

McMillan Motorsport Caterham Graduate Championship -Sigma & Mega Classes

RACE 7 - LAP CHART

| Lap 6 | | | Lap 7 | | | Lap 8 | | | Lap 9 | | | Lap 10 | | |
|-------|--------|---------|-------|--------|---------|-------|--------|---------|-------|--------|---------|--------|--------|---------|
| No | Behind | Laptime | No | Behind | Laptime | No | Behind | Laptime | No | Behind | Laptime | No | Behind | Laptime |
| 2 | | 55.164 | 2 | | 54.441 | 9 | | 55.211 | 9 | | 55.027 | 9 | | 54.501 |
| 9 | 0.089 | 55.212 | 9 | 0.102 | 54.454 | 1 | 0.197 | 55.072 | 1 | 0.053 | 54.883 | 1 | 0.041 | 54.489 |
| 1 | 0.268 | 55.247 | 1 | 0.438 | 54.611 | 2 | 0.308 | 55.621 | 15 | 0.492 | 55.176 | 15 | 0.425 | 54.434 |
| 15 | 0.652 | 54.889 | 15 | 0.805 | 54.594 | 15 | 0.343 | 54.851 | 5 | 1.270 | 55.681 | 5 | 0.911 | 54.142 |
| 5 | 0.761 | 55.230 | 5 | 1.123 | 54.803 | 5 | 0.616 | 54.806 | 20 | 1.394 | 55.612 | 20 | 1.051 | 54.158 |
| 20 | 1.045 | 54.973 | 20 | 1.421 | 54.817 | 20 | 0.809 | 54.701 | 2 | 2.001 | 56.720 | 2 | 1.547 | 54.047 |
| 7 | 1.434 | 54.712 | 7 | 2.029 | 55.036 | 7 | 1.574 | 54.858 | 7 | 2.198 | 55.651 | 56 | 2.222 | 54.510 |
| 56 | 1.879 | 54.440 | 56 | 2.240 | 54.802 | 56 | 1.784 | 54.857 | 56 | 2.213 | 55.456 | 40 | 2.508 | 54.702 |
| 54 | 2.458 | 55.215 | 54 | 3.033 | 55.016 | 40 | 2.396 | 54.608 | 40 | 2.307 | 54.938 | 7 | 2.769 | 55.072 |
| 40 | 2.969 | 54.432 | 40 | 3.101 | 54.573 | 54 | 3.001 | 55.281 | 54 | 2.885 | 54.911 | 54 | 3.506 | 55.122 |
| 26 | 3.711 | 54.667 | 26 | 3.991 | 54.721 | 26 | 3.351 | 54.673 | 26 | 3.084 | 54.760 | 26 | 3.629 | 55.046 |
| 18 | 5.066 | 55.226 | 18 | 5.933 | 55.308 | 18 | 6.772 | 56.152 | 18 | 7.659 | 55.914 | 18 | 9.014 | 55.856 |
| 21 | 5.338 | 55.702 | 21 | 6.730 | 55.833 | 21 | 7.240 | 55.823 | 21 | 7.966 | 55.753 | 21 | 9.364 | 55.899 |
| 36 | 8.461 | 55.316 | 36 | 9.045 | 55.025 | 36 | 8.835 | 55.103 | 36 | 9.423 | 55.615 | 36 | 9.799 | 54.877 |
| 38 | 15.414 | 56.243 | 38 | 17.190 | 56.217 | 38 | 18.009 | 56.132 | 38 | 19.868 | 56.886 | 38 | 21.810 | 56.443 |
| 23 | 15.423 | 56.806 | 23 | 17.695 | 56.713 | 23 | 19.292 | 56.910 | 23 | 21.243 | 56.978 | 23 | 23.796 | 57.054 |
| 22 | 15.964 | 56.547 | 22 | 17.943 | 56.420 | 22 | 19.654 | 57.024 | 22 | 21.711 | 57.084 | 22 | 24.028 | 56.818 |
| 16 | 19.850 | 57.321 | 16 | 22.302 | 56.893 | 171 | 23.501 | 56.149 | 171 | 24.749 | 56.275 | 171 | 26.179 | 55.931 |
| 35 | 20.363 | 57.716 | 171 | 22.665 | 55.424 | 177 | 23.751 | 56.080 | 177 | 24.974 | 56.250 | 177 | 26.526 | 56.053 |
| 171 | 21.682 | 55.937 | 35 | 22.743 | 56.821 | 16 | 24.457 | 57.468 | 16 | 25.629 | 56.199 | 172 | 27.593 | 55.943 |
| 177 | 21.977 | 56.553 | 177 | 22.984 | 55.448 | 35 | 24.831 | 57.401 | 172 | 26.151 | 56.123 | 16 | 28.070 | 56.942 |
| 172 | 22.430 | 56.240 | 172 | 23.624 | 55.635 | 172 | 25.055 | 56.744 | 35 | 26.296 | 56.492 | 176 | 28.476 | 56.182 |
| 176 | 22.768 | 55.828 | 176 | 24.405 | 56.078 | 176 | 25.371 | 56.279 | 176 | 26.795 | 56.451 | 35 | 28.958 | 57.163 |
| 181 | 23.449 | 56.063 | 181 | 24.927 | 55.919 | 181 | 26.632 | 57.018 | 181 | 29.605 | 58.000 | 181 | 31.617 | 56.513 |
| 63 | 24.658 | 59.328 | 63 | 27.757 | 57.540 | 63 | 29.826 | 57.382 | 175 | 32.214 | 57.224 | 175 | 34.246 | 56.533 |
| 175 | 25.093 | 56.884 | 175 | 28.299 | 57.647 | 175 | 30.017 | 57.031 | 63 | 33.080 | 58.281 | 63 | 35.503 | 56.924 |
| 196 | 28.086 | 56.760 | 196 | 30.319 | 56.674 | 196 | 31.967 | 56.961 | 196 | 33.272 | 56.332 | 196 | 35.910 | 57.139 |
| 188 | 34.890 | 58.670 | 188 | 39.128 | 58.679 | 188 | 42.819 | 59.004 | 188 | 46.489 | 58.697 | 188 | 50.559 | 58.571 |

Car No's 2 & 40 - 5 second penalty - Exceeding track limits

Weather / Track : Cloudy / Dry

Brands Hatch Indy
Circuit Length = 1.2079 miles
Start: 17:20 End: 17:47

McMillan Motorsport Caterham Graduate Championship -Sigma & Mega Classes

RACE 7 - LAP CHART

| Lap 11 | | | Lap 12 | | | Lap 13 | | | Lap 14 | | | Lap 15 | | |
|--------|--------|---------|--------|--------|---------|--------|--------|---------|--------|--------|----------|--------|--------|----------|
| No | Behind | Laptime | No | Behind | Laptime | No | Behind | Laptime | No | Behind | Laptime | No | Behind | Laptime |
| 9 | | 54.650 | 9 | | 54.772 | 9 | | 54.557 | 9 | | 54.655 | 15 | | 54.831 |
| 15 | 0.187 | 54.412 | 15 | 0.312 | 54.897 | 15 | 0.180 | 54.425 | 15 | 0.240 | 54.715 | 9 | 0.019 | 55.090 |
| 1 | 0.312 | 54.921 | 1 | 0.389 | 54.849 | 5 | 0.788 | 54.581 | 5 | 0.464 | 54.331 | 5 | 0.410 | 55.017 |
| 5 | 0.691 | 54.430 | 5 | 0.764 | 54.845 | 1 | 0.828 | 54.996 | 1 | 0.710 | 54.537 | 1 | 0.476 | 54.837 |
| 20 | 0.949 | 54.548 | 20 | 0.837 | 54.660 | 20 | 1.246 | 54.966 | 20 | 0.944 | 54.353 | 20 | 0.812 | 54.939 |
| 56 | 2.275 | 54.703 | 56 | 3.407 | 55.904 | 56 | 4.235 | 55.385 | 56 | 4.671 | 55.091 | 56 | 4.245 | 54.645 |
| 2 | 2.491 | 55.594 | 2 | 3.492 | 55.773 | 2 | 4.566 | 55.631 | 2 | 4.743 | 54.832 | 2 | 4.697 | 55.025 |
| 40 | 2.575 | 54.717 | 7 | 3.660 | 55.413 | 188 | 1 LAP | 59.383 | 7 | 5.050 | 54.968 | 7 | 4.995 | 55.016 |
| 7 | 3.019 | 54.900 | 40 | 3.746 | 55.943 | 7 | 4.737 | 55.634 | 26 | 5.190 | 54.783 | 26 | 5.169 | 55.050 |
| 54 | 3.464 | 54.608 | 54 | 4.064 | 55.372 | 40 | 4.978 | 55.789 | 40 | 5.712 | 55.389 | 54 | 5.928 | 55.068 |
| 26 | 3.576 | 54.597 | 26 | 4.441 | 55.637 | 26 | 5.062 | 55.178 | 54 | 5.931 | 54.924 | 188 | 1 LAP | 58.590 |
| 18 | 10.179 | 55.815 | 21 | 11.329 | 55.677 | 54 | 5.662 | 56.155 | 188 | 1 LAP | 58.927 | 18 | 14.730 | 56.230 |
| 21 | 10.424 | 55.710 | 18 | 11.375 | 55.968 | 18 | 12.379 | 55.561 | 18 | 13.571 | 55.847 | 36 | 15.150 | 56.501 |
| 36 | 10.674 | 55.525 | 36 | 11.830 | 55.928 | 36 | 12.521 | 55.248 | 36 | 13.720 | 55.854 | 40 | 24.213 | 1:13.572 |
| 38 | 23.353 | 56.193 | 38 | 24.827 | 56.246 | 21 | 12.669 | 55.897 | 21 | 14.179 | 56.165 | 21 | 24.552 | 1:05.444 |
| 23 | 26.593 | 57.447 | 171 | 28.893 | 56.267 | 38 | 26.633 | 56.363 | 38 | 27.699 | 55.721 | 38 | 28.980 | 56.352 |
| 22 | 26.747 | 57.369 | 177 | 29.220 | 56.420 | 171 | 30.254 | 55.918 | 171 | 31.664 | 56.065 | 171 | 32.663 | 56.070 |
| 171 | 27.398 | 55.869 | 23 | 29.426 | 57.605 | 177 | 30.317 | 55.654 | 177 | 31.803 | 56.141 | 172 | 32.741 | 55.795 |
| 177 | 27.572 | 55.696 | 22 | 29.698 | 57.723 | 172 | 31.064 | 55.793 | 172 | 32.017 | 55.608 | 177 | 33.157 | 56.425 |
| 172 | 28.531 | 55.588 | 172 | 29.828 | 56.069 | 23 | 32.838 | 57.969 | 176 | 35.802 | 56.584 | 176 | 37.236 | 56.505 |
| 176 | 31.290 | 57.464 | 181 | 32.686 | 55.832 | 22 | 33.144 | 58.003 | 181 | 36.687 | 57.468 | 35 | 38.142 | 56.431 |
| 181 | 31.626 | 54.659 | 176 | 32.687 | 56.169 | 176 | 33.873 | 55.743 | 22 | 36.764 | 58.275 | 181 | 38.407 | 56.791 |
| 35 | 31.876 | 57.568 | 35 | 33.036 | 55.932 | 181 | 33.874 | 55.745 | 35 | 36.782 | 56.211 | 22 | 38.865 | 57.172 |
| 16 | 32.494 | 59.074 | 16 | 34.066 | 56.344 | 35 | 35.226 | 56.747 | 16 | 38.017 | 56.575 | 16 | 39.172 | 56.226 |
| 175 | 36.022 | 56.426 | 175 | 37.732 | 56.482 | 16 | 36.097 | 56.588 | 23 | 40.610 | 1:02.427 | 23 | 42.642 | 57.103 |
| 196 | 38.168 | 56.908 | 196 | 39.943 | 56.547 | 175 | 39.474 | 56.299 | 175 | 41.410 | 56.591 | 175 | 42.994 | 56.655 |
| 63 | 38.217 | 57.364 | 63 | 40.119 | 56.674 | 196 | 41.802 | 56.416 | 196 | 43.987 | 56.840 | 196 | 46.034 | 57.118 |
| 188 | 54.646 | 58.737 | | | | 63 | 42.650 | 57.088 | 63 | 44.830 | 56.835 | 63 | 46.490 | 56.731 |

Car No's 2 & 40 - 5 second penalty - Exceeding track limits

Weather / Track : Cloudy / Dry

Brands Hatch Indy
Circuit Length = 1.2079 miles
Start: 17:20 End: 17:47

McMillan Motorsport Caterham Graduate Championship -Sigma & Mega Classes

RACE 7 - LAP CHART

| Lap 16 | | | Lap 17 | | | Lap 18 | | | Lap 19 | | | Lap 20 | | |
|--------|--------|---------|--------|--------|----------|--------|--------|---------|--------|--------|---------|--------|--------|---------|
| No | Behind | Laptime | No | Behind | Laptime | No | Behind | Laptime | No | Behind | Laptime | No | Behind | Laptime |
| 15 | | 54.323 | 15 | | 54.402 | 15 | | 53.964 | 15 | | 53.908 | 15 | | 54.504 |
| 9 | 0.212 | 54.516 | 1 | 0.332 | 54.269 | 1 | 0.162 | 53.794 | 1 | 0.221 | 53.967 | 63 | 1 LAP | 56.940 |
| 1 | 0.465 | 54.312 | 5 | 1.884 | 55.512 | 5 | 2.152 | 54.232 | 5 | 2.670 | 54.426 | 1 | 0.284 | 54.567 |
| 5 | 0.774 | 54.687 | 2 | 5.911 | 55.240 | 56 | 6.751 | 54.779 | 2 | 8.269 | 55.245 | 196 | 1 LAP | 56.796 |
| 20 | 0.969 | 54.480 | 56 | 5.936 | 55.732 | 2 | 6.932 | 54.985 | 56 | 8.330 | 55.487 | 5 | 2.776 | 54.610 |
| 56 | 4.606 | 54.684 | 26 | 6.494 | 55.202 | 26 | 7.367 | 54.837 | 7 | 8.608 | 54.894 | 2 | 8.249 | 54.484 |
| 2 | 5.073 | 54.699 | 7 | 6.626 | 55.517 | 7 | 7.622 | 54.960 | 26 | 9.199 | 55.740 | 56 | 8.662 | 54.836 |
| 7 | 5.511 | 54.839 | 54 | 6.932 | 55.163 | 54 | 8.170 | 55.202 | 54 | 9.367 | 55.105 | 7 | 9.262 | 55.158 |
| 26 | 5.694 | 54.848 | 9 | 8.751 | 1:02.941 | 9 | 8.972 | 54.185 | 9 | 9.692 | 54.628 | 26 | 9.525 | 54.830 |
| 54 | 6.171 | 54.566 | 20 | 13.812 | 1:07.245 | 20 | 14.251 | 54.403 | 20 | 14.689 | 54.346 | 54 | 9.981 | 55.118 |
| 36 | 16.333 | 55.506 | 36 | 16.916 | 54.985 | 36 | 17.597 | 54.645 | 36 | 18.664 | 54.975 | 9 | 10.178 | 54.990 |
| 18 | 16.580 | 56.173 | 18 | 18.438 | 56.260 | 18 | 19.898 | 55.424 | 18 | 21.751 | 55.761 | 20 | 14.782 | 54.597 |
| 188 | 1 LAP | 59.157 | 188 | 1 LAP | 58.347 | 188 | 1 LAP | 58.019 | 188 | 1 LAP | 57.945 | 36 | 19.060 | 54.900 |
| 21 | 25.899 | 55.670 | 21 | 26.995 | 55.498 | 40 | 28.639 | 55.153 | 40 | 29.676 | 54.945 | 18 | 23.130 | 55.883 |
| 40 | 27.348 | 57.458 | 40 | 27.450 | 54.504 | 21 | 28.655 | 55.624 | 21 | 30.289 | 55.542 | 40 | 30.382 | 55.210 |
| 38 | 30.766 | 56.109 | 38 | 32.140 | 55.776 | 38 | 33.876 | 55.700 | 38 | 35.888 | 55.920 | 21 | 31.474 | 55.689 |
| 171 | 34.568 | 56.228 | 171 | 36.200 | 56.034 | 171 | 38.416 | 56.180 | 171 | 40.849 | 56.341 | 188 | 1 LAP | 58.456 |
| 172 | 34.577 | 56.159 | 172 | 36.229 | 56.054 | 172 | 38.529 | 56.264 | 172 | 40.904 | 56.283 | 38 | 37.024 | 55.640 |
| 177 | 35.066 | 56.232 | 177 | 36.623 | 55.959 | 177 | 38.786 | 56.127 | 177 | 41.287 | 56.409 | 171 | 42.770 | 56.425 |
| 176 | 40.799 | 57.886 | 35 | 43.397 | 56.984 | 35 | 45.534 | 56.101 | 35 | 47.654 | 56.028 | 177 | 43.229 | 56.446 |
| 35 | 40.815 | 56.996 | 176 | 44.030 | 57.633 | 181 | 46.350 | 56.190 | 181 | 48.410 | 55.968 | 172 | 43.274 | 56.874 |
| 181 | 41.104 | 57.020 | 181 | 44.124 | 57.422 | 16 | 46.767 | 56.469 | 176 | 48.925 | 55.681 | 35 | 49.093 | 55.943 |
| 22 | 41.305 | 56.763 | 16 | 44.262 | 57.262 | 176 | 47.152 | 57.086 | 16 | 49.386 | 56.527 | 181 | 49.944 | 56.038 |
| 16 | 41.402 | 56.553 | 22 | 44.666 | 57.763 | 22 | 47.816 | 57.114 | 22 | 49.998 | 56.090 | 176 | 50.020 | 55.599 |
| 175 | 45.908 | 57.237 | 175 | 48.047 | 56.541 | 175 | 50.196 | 56.113 | 175 | 52.108 | 55.820 | 16 | 50.834 | 55.952 |
| 23 | 46.353 | 58.034 | 23 | 48.514 | 56.563 | 23 | 51.181 | 56.631 | 23 | 54.401 | 57.128 | 22 | 51.450 | 55.956 |
| 196 | 47.964 | 56.253 | 196 | 49.742 | 56.180 | 63 | 51.755 | 55.839 | | | | 175 | 53.798 | 56.194 |
| 63 | 48.250 | 56.083 | 63 | 49.880 | 56.032 | 196 | 52.651 | 56.873 | | | | | | |

Car No's 2 & 40 - 5 second penalty - Exceeding track limits

Weather / Track : Cloudy / Dry

Brands Hatch Indy
Circuit Length = 1.2079 miles
Start: 17:20 End: 17:47

McMillan Motorsport Caterham Graduate Championship -Sigma & Mega Classes

RACE 7 - LAP CHART

| Lap 21 | | | Lap 22 | | | Lap 23 | | |
|--------|--------|---------|--------|--------|----------|--------|--------|----------|
| No | Behind | Laptime | No | Behind | Laptime | No | Behind | Laptime |
| 15 | | 54.313 | 15 | | 54.130 | 15 | | 54.858 |
| 1 | 0.058 | 54.087 | 1 | 0.151 | 54.223 | 1 | 0.012 | 54.719 |
| 23 | 1 LAP | 57.898 | 175 | 1 LAP | 56.734 | 16 | 1 LAP | 57.399 |
| 63 | 1 LAP | 57.572 | 5 | 4.682 | 55.140 | 22 | 1 LAP | 57.891 |
| 5 | 3.672 | 55.209 | 63 | 1 LAP | 56.901 | 175 | 1 LAP | 56.687 |
| 196 | 1 LAP | 57.569 | 23 | 1 LAP | 57.790 | 5 | 4.974 | 55.150 |
| 2 | 8.301 | 54.365 | 196 | 1 LAP | 57.479 | 63 | 1 LAP | 56.046 |
| 56 | 9.108 | 54.759 | 2 | 8.301 | 54.130 | 2 | 8.402 | 54.959 |
| 7 | 9.619 | 54.670 | 56 | 9.133 | 54.155 | 56 | 9.045 | 54.770 |
| 26 | 9.883 | 54.671 | 7 | 9.781 | 54.292 | 7 | 9.897 | 54.974 |
| 9 | 10.608 | 54.743 | 26 | 10.297 | 54.544 | 23 | 1 LAP | 58.146 |
| 54 | 10.700 | 55.032 | 9 | 10.514 | 54.036 | 26 | 11.086 | 55.647 |
| 20 | 15.192 | 54.723 | 54 | 11.458 | 54.888 | 9 | 11.372 | 55.716 |
| 36 | 19.434 | 54.687 | 20 | 15.577 | 54.515 | 54 | 12.267 | 55.667 |
| 18 | 24.844 | 56.027 | 36 | 20.350 | 55.046 | 196 | 1 LAP | 1:00.717 |
| 40 | 31.101 | 55.032 | 18 | 26.670 | 55.956 | 20 | 15.364 | 54.645 |
| 21 | 32.873 | 55.712 | 21 | 34.264 | 55.521 | 36 | 20.467 | 54.975 |
| 188 | 1 LAP | 58.040 | 38 | 40.329 | 55.761 | 18 | 27.670 | 55.858 |
| 38 | 38.698 | 55.987 | 188 | 1 LAP | 57.716 | 21 | 35.387 | 55.981 |
| 171 | 44.999 | 56.542 | 171 | 46.971 | 56.102 | 38 | 41.269 | 55.798 |
| 177 | 45.112 | 56.196 | 177 | 47.061 | 56.079 | 188 | 1 LAP | 58.116 |
| 172 | 45.201 | 56.240 | 172 | 47.354 | 56.283 | 171 | 48.851 | 56.738 |
| 35 | 50.464 | 55.684 | 40 | 49.019 | 1:12.048 | 172 | 48.898 | 56.402 |
| 181 | 51.523 | 55.892 | 35 | 52.587 | 56.253 | 177 | 49.306 | 57.103 |
| 176 | 51.710 | 56.003 | 176 | 53.318 | 55.738 | 40 | 51.632 | 57.471 |
| 16 | 52.251 | 55.730 | 181 | 53.520 | 56.127 | 35 | 53.236 | 55.507 |
| 22 | 53.301 | 56.164 | | | | 176 | 53.924 | 55.464 |
| | | | | | | 181 | 54.453 | 55.791 |


Car No's 2 & 40 - 5 second penalty - Exceeding track limits

Weather / Track : Cloudy / Dry

Brands Hatch Indy
Circuit Length = 1.2079 miles
Start: 17:20 End: 17:47

McMillan Motorsport Caterham Graduate Championship -Sigma & Mega Classes

RACE 20 - GRID

| | | |
|--|-------------------------------|-------------------------------|
| ROW 15 | 57.349 175 Nick DYER | 59.613 188 Alan DIXON |
| ROW 14 | 56.783 199 Dan SIVITER | 56.974 176 Bill SCOTT |
| ROW 13 | 56.632 172 Ian DYBLE | 56.708 181 Steve HUMPHREYS |
| ROW 12 | 55.653 171 Ian ANDERSON | 56.245 177 Peter MULLINEUX |
| ROW 11 | | |
| ROW 10 | 57.971 22 Peter MARSH | 58.302 63 Martin GEE |
| ROW 9 | 56.868 35 Gordon HALLEY | 57.477 16 Mark HARRISON |
| ROW 8 | 56.125 21 Matt THOMPSON | 56.583 23 Bob WILSON |
| ROW 7 | 55.860 26 Ian NOBLE | 55.893 38 Ian BRUNNING |
| ROW 6 | 55.683 36 Glenn BURTENSHAW | 55.778 18 Kim RAYMENT |
| ROW 5 | 55.199 56 Brett RAY | 55.204 40 Luke EMBLING |
| ROW 4 | 55.010 15 Paul ALLEN | 55.150 54 Peter FRITH |
| ROW 3 | 54.714 7 Nicholas HARYETT | 54.790 20 Darrell WILSON |
| ROW 2 | 54.604 9 Adrian RUSSELL | 54.673 5 Nick FROST |
| ROW 1 | 54.203 2 Mick WHITEHEAD | 54.209 1 Myles PACKMAN |
| Pole | | |
|  | | |

Brands Hatch Indy
Circuit Length = 1.2079 miles

These results are provisional until the conclusion of any judicial and technical matters.

| | | |
|-------------------|--|--------------|
| Clerk of Course : | | Timekeeper : |
| | | |

McMillan Motorsport Caterham Graduate Championship -Sigma & Mega Classes

RACE 20 - CLASSIFICATION

| POS | NO | CL | NAME | ENTRY | LAPS | TIME | GAP | DIFF | MPH | BEST | ON |
|-----|-----|----|------------------|--------------------|------|-----------|--------|--------|-------|----------|----|
| 1 | 15 | M | Paul ALLEN | Caterham 7 | 20 | 21:35.326 | | | 67.14 | 1:03.701 | 7 |
| 2 | 5 | M | Nick FROST | Caterham 7 | 20 | 21:36.142 | 0.816 | 0.816 | 67.10 | 1:03.635 | 18 |
| 3 | 7 | M | Nicholas HARYETT | Caterham 7 | 20 | 21:36.550 | 1.224 | 0.408 | 67.07 | 1:03.508 | 11 |
| 4 | 1 | M | Myles PACKMAN | Caterham 7 | 20 | 21:36.921 | 1.595 | 0.371 | 67.06 | 1:03.360 | 20 |
| 5 | 9 | M | Adrian RUSSELL | Caterham 7 | 20 | 21:42.430 | 7.104 | 5.509 | 66.77 | 1:03.756 | 11 |
| 6 | 54 | M | Peter FRITH | Caterham 7 | 20 | 21:46.623 | 11.297 | 4.193 | 66.56 | 1:03.865 | 17 |
| 7 | 36 | M | Glenn BURTENSHAW | Caterham Mega Grad | 20 | 21:46.858 | 11.532 | 0.235 | 66.55 | 1:03.610 | 20 |
| 8 | 40 | M | Luke EMBLING | Caterham Mega Grad | 20 | 21:48.918 | 13.592 | 2.060 | 66.44 | 1:03.588 | 17 |
| 9 | 2 | M | Mick WHITEHEAD | Caterham 7 | 20 | 22:07.857 | 32.531 | 18.939 | 65.49 | 1:04.133 | 7 |
| 10 | 20 | M | Darrell WILSON | Caterham 7 | 20 | 22:09.559 | 34.233 | 1.702 | 65.41 | 1:04.562 | 7 |
| 11 | 56 | M | Brett RAY | Caterham 7 | 20 | 22:24.129 | 48.803 | 14.570 | 64.70 | 1:04.612 | 11 |
| 12 | 171 | S | Ian ANDERSON | Caterham 7 | 20 | 22:26.018 | 50.692 | 1.889 | 64.61 | 1:05.369 | 5 |
| 13 | 177 | S | Peter MULLINEUX | Caterham 7 | 20 | 22:26.290 | 50.964 | 0.272 | 64.60 | 1:05.232 | 13 |
| 14 | 35 | M | Gordon HALLEY | Caterham 7 | 19 | 21:37.781 | 1 lap | 1 lap | 63.66 | 1:05.987 | 18 |
| 15 | 18 | M | Kim RAYMENT | Caterham 7 | 19 | 21:42.862 | 1 lap | 5.081 | 63.41 | 1:06.719 | 16 |
| 16 | 26 | M | Ian NOBLE | Caterham 7 | 19 | 21:45.967 | 1 lap | 3.105 | 63.26 | 1:05.104 | 19 |
| 17 | 38 | M | Ian BRUNNING | Caterham 7 | 19 | 21:56.689 | 1 lap | 10.722 | 62.75 | 1:06.562 | 18 |
| 18 | 176 | S | Bill SCOTT | Caterham 7 | 19 | 21:56.838 | 1 lap | 0.149 | 62.74 | 1:06.192 | 18 |
| 19 | 21 | M | Matt THOMPSON | Caterham 7 | 19 | 22:03.310 | 1 lap | 6.472 | 62.43 | 1:05.411 | 18 |
| 20 | 16 | M | Mark HARRISON | Caterham 7 | 19 | 22:09.516 | 1 lap | 6.206 | 62.14 | 1:07.545 | 18 |
| 21 | 181 | S | Steve HUMPHREYS | Caterham 7 | 19 | 22:10.319 | 1 lap | 0.803 | 62.10 | 1:07.271 | 19 |
| 22 | 172 | S | Ian DYBLE | Caterham 7 | 19 | 22:22.155 | 1 lap | 11.836 | 61.56 | 1:07.837 | 16 |
| 23 | 22 | M | Peter MARSH | Caterham 7 | 19 | 22:22.720 | 1 lap | 0.565 | 61.53 | 1:08.151 | 10 |
| 24 | 188 | S | Alan DIXON | Caterham 7 | 19 | 22:23.075 | 1 lap | 0.355 | 61.51 | 1:07.807 | 16 |
| 25 | 23 | M | Bob WILSON | Caterham 7 | 19 | 22:36.054 | 1 lap | 12.979 | 60.92 | 1:07.866 | 19 |
| 26 | 63 | M | Martin GEE | Caterham 7 | 18 | 21:56.194 | 2 laps | 1 lap | 59.47 | 1:10.152 | 11 |
| 27 | 175 | S | Nick DYER | Caterham 7 | 18 | 22:06.592 | 2 laps | 10.398 | 59.00 | 1:10.019 | 17 |

FASTEST LAP

| | | | | | | | |
|-----|---|-----------------|------------|----|----------|-----------|------------|
| 1 | M | Myles PACKMAN | Caterham 7 | 20 | 1:03.360 | 68.63 mph | 110.45 kph |
| 177 | S | Peter MULLINEUX | Caterham 7 | 13 | 1:05.232 | 66.66 mph | 107.28 kph |

Weather / Track : Cloudy / Wet

These results are provisional until the conclusion of any judicial and technical matters.

Brands Hatch Indy

Circuit Length = 1.2079 miles

Start: 16:37 End: 16:59

| | | | |
|-------------------|--|--------------|--|
| Clerk of Course : | | Timekeeper : | |
|-------------------|--|--------------|--|

McMillan Motorsport Caterham Graduate Championship -Sigma & Mega Classes

RACE 20 - LAP CHART

| Lap 1 | | | Lap 2 | | | Lap 3 | | | Lap 4 | | | Lap 5 | | |
|-------|--------|----------|-------|--------|----------|-------|--------|----------|-------|--------|----------|-------|--------|----------|
| No | Behind | Laptime | No | Behind | Laptime | No | Behind | Laptime | No | Behind | Laptime | No | Behind | Laptime |
| 1 | | 1:10.607 | 1 | | 1:05.241 | 1 | | 1:05.121 | 5 | | 1:04.322 | 5 | | 1:04.301 |
| 9 | 0.345 | 1:10.952 | 9 | 0.456 | 1:05.352 | 5 | 0.294 | 1:04.594 | 1 | 0.534 | 1:05.150 | 1 | 0.289 | 1:04.056 |
| 5 | 1.041 | 1:11.648 | 5 | 0.821 | 1:05.021 | 9 | 0.670 | 1:05.335 | 9 | 0.780 | 1:04.726 | 9 | 0.820 | 1:04.341 |
| 7 | 1.744 | 1:12.351 | 7 | 1.784 | 1:05.281 | 15 | 1.601 | 1:04.614 | 15 | 1.396 | 1:04.411 | 15 | 1.268 | 1:04.173 |
| 15 | 2.258 | 1:12.865 | 15 | 2.108 | 1:05.091 | 7 | 2.176 | 1:05.513 | 7 | 2.166 | 1:04.606 | 7 | 2.399 | 1:04.534 |
| 54 | 3.057 | 1:13.664 | 54 | 3.219 | 1:05.403 | 54 | 3.876 | 1:05.778 | 2 | 4.361 | 1:05.036 | 2 | 4.290 | 1:04.230 |
| 2 | 3.532 | 1:14.139 | 2 | 3.608 | 1:05.317 | 2 | 3.941 | 1:05.454 | 54 | 4.604 | 1:05.344 | 54 | 5.168 | 1:04.865 |
| 20 | 3.934 | 1:14.541 | 20 | 4.471 | 1:05.778 | 20 | 4.898 | 1:05.548 | 20 | 5.401 | 1:05.119 | 20 | 5.817 | 1:04.717 |
| 40 | 4.182 | 1:14.789 | 56 | 5.426 | 1:06.322 | 56 | 6.225 | 1:05.920 | 56 | 7.239 | 1:05.630 | 40 | 8.901 | 1:05.596 |
| 56 | 4.345 | 1:14.952 | 40 | 5.638 | 1:06.697 | 40 | 6.692 | 1:06.175 | 40 | 7.606 | 1:05.530 | 36 | 9.009 | 1:04.902 |
| 18 | 5.029 | 1:15.636 | 36 | 6.088 | 1:06.092 | 36 | 7.289 | 1:06.322 | 36 | 8.408 | 1:05.735 | 18 | 20.405 | 1:09.780 |
| 36 | 5.237 | 1:15.844 | 18 | 8.158 | 1:08.370 | 18 | 11.387 | 1:08.350 | 18 | 14.926 | 1:08.155 | 171 | 21.608 | 1:05.369 |
| 21 | 7.924 | 1:18.531 | 21 | 13.966 | 1:11.283 | 171 | 19.179 | 1:07.344 | 171 | 20.540 | 1:05.977 | 177 | 26.094 | 1:06.546 |
| 23 | 9.566 | 1:20.173 | 23 | 15.413 | 1:11.088 | 35 | 19.844 | 1:09.406 | 35 | 23.053 | 1:07.825 | 56 | 26.204 | 1:23.266 |
| 35 | 10.219 | 1:20.826 | 35 | 15.559 | 1:10.581 | 23 | 21.431 | 1:11.139 | 177 | 23.849 | 1:06.405 | 35 | 27.414 | 1:08.662 |
| 22 | 11.460 | 1:22.067 | 22 | 16.599 | 1:10.380 | 177 | 22.060 | 1:08.859 | 38 | 27.037 | 1:09.351 | 38 | 31.770 | 1:09.034 |
| 16 | 11.642 | 1:22.249 | 38 | 16.939 | 1:10.198 | 38 | 22.302 | 1:10.484 | 22 | 29.171 | 1:10.446 | 21 | 33.852 | 1:08.438 |
| 38 | 11.982 | 1:22.589 | 171 | 16.956 | 1:06.966 | 22 | 23.341 | 1:11.863 | 21 | 29.715 | 1:10.044 | 22 | 35.455 | 1:10.585 |
| 63 | 14.437 | 1:25.044 | 177 | 18.322 | 1:07.517 | 21 | 24.287 | 1:15.442 | 16 | 31.067 | 1:10.780 | 16 | 36.504 | 1:09.738 |
| 171 | 15.231 | 1:25.838 | 16 | 18.565 | 1:12.164 | 16 | 24.903 | 1:11.459 | 176 | 34.163 | 1:09.135 | 176 | 38.458 | 1:08.596 |
| 177 | 16.046 | 1:26.653 | 63 | 24.341 | 1:15.145 | 176 | 29.644 | 1:10.325 | 181 | 35.004 | 1:09.227 | 26 | 40.175 | 1:08.792 |
| 172 | 18.090 | 1:28.697 | 176 | 24.440 | 1:10.348 | 181 | 30.393 | 1:10.377 | 188 | 35.680 | 1:08.696 | 181 | 40.577 | 1:09.874 |
| 176 | 19.333 | 1:29.940 | 181 | 25.137 | 1:09.929 | 188 | 31.600 | 1:10.485 | 26 | 35.684 | 1:08.213 | 188 | 41.603 | 1:10.224 |
| 181 | 20.449 | 1:31.056 | 188 | 26.236 | 1:09.563 | 26 | 32.087 | 1:08.365 | 63 | 42.151 | 1:12.647 | 63 | 49.806 | 1:11.956 |
| 188 | 21.914 | 1:32.521 | 26 | 28.843 | 1:08.005 | 63 | 34.120 | 1:14.900 | 23 | 45.508 | 1:28.693 | 172 | 49.851 | 1:08.530 |
| 175 | 23.566 | 1:34.173 | 175 | 31.516 | 1:13.191 | 175 | 39.777 | 1:13.382 | 172 | 45.622 | 1:09.220 | 23 | 50.834 | 1:09.627 |
| 26 | 26.079 | 1:36.686 | 172 | 36.239 | 1:23.390 | 172 | 41.018 | 1:09.900 | 175 | 47.686 | 1:12.525 | 175 | 54.293 | 1:10.908 |

Weather / Track : Cloudy / Wet

Brands Hatch Indy
Circuit Length = 1.2079 miles
Start: 16:37 End: 16:59

McMillan Motorsport Caterham Graduate Championship -Sigma & Mega Classes

RACE 20 - LAP CHART

| Lap 6 | | | Lap 7 | | | Lap 8 | | | Lap 9 | | | Lap 10 | | |
|-------|----------|----------|-------|----------|----------|-------|----------|----------|-------|--------|----------|--------|----------|----------|
| No | Behind | Laptime | No | Behind | Laptime | No | Behind | Laptime | No | Behind | Laptime | No | Behind | Laptime |
| 5 | | 1:04.440 | 5 | | 1:04.460 | 5 | | 1:04.168 | 5 | | 1:04.082 | 5 | | 1:04.055 |
| 1 | 0.057 | 1:04.208 | 1 | 0.261 | 1:04.664 | 1 | 0.376 | 1:04.283 | 1 | 0.390 | 1:04.096 | 1 | 0.576 | 1:04.241 |
| 9 | 1.338 | 1:04.958 | 9 | 0.855 | 1:03.977 | 15 | 0.735 | 1:03.874 | 15 | 0.904 | 1:04.251 | 15 | 0.895 | 1:04.046 |
| 15 | 1.788 | 1:04.960 | 15 | 1.029 | 1:03.701 | 9 | 0.783 | 1:04.096 | 9 | 1.250 | 1:04.549 | 9 | 1.373 | 1:04.178 |
| 7 | 2.099 | 1:04.140 | 7 | 1.768 | 1:04.129 | 7 | 1.510 | 1:03.910 | 7 | 1.744 | 1:04.316 | 7 | 2.529 | 1:04.840 |
| 2 | 4.500 | 1:04.650 | 2 | 4.173 | 1:04.133 | 2 | 4.322 | 1:04.317 | 2 | 5.177 | 1:04.937 | 188 | 1 LAP | 1:09.547 |
| 54 | 5.943 | 1:05.215 | 54 | 5.962 | 1:04.479 | 54 | 6.386 | 1:04.592 | 23 | 1 LAP | 1:12.074 | 172 | 1 LAP | 1:09.753 |
| 20 | 6.715 | 1:05.338 | 20 | 6.817 | 1:04.562 | 175 | 1 LAP | 1:14.575 | 54 | 6.261 | 1:03.957 | 2 | 5.585 | 1:04.463 |
| 36 | 9.121 | 1:04.552 | 36 | 9.100 | 1:04.439 | 20 | 7.843 | 1:05.194 | 20 | 8.934 | 1:05.173 | 54 | 8.126 | 1:05.920 |
| 40 | 9.490 | 1:05.029 | 40 | 9.363 | 1:04.333 | 36 | 9.419 | 1:04.487 | 36 | 9.517 | 1:04.180 | 20 | 10.252 | 1:05.373 |
| 171 | 23.035 | 1:05.867 | 171 | 25.626 | 1:07.051 | 40 | 9.769 | 1:04.574 | 63 | 1 LAP | 1:14.699 | 36 | 10.481 | 1:05.019 |
| 18 | 24.598 | 1:08.633 | 18 | 28.472 | 1:08.334 | 171 | 27.679 | 1:06.221 | 40 | 10.276 | 1:04.589 | 40 | 10.978 | 1:04.757 |
| 177 | 27.509 | 1:05.855 | 177 | 28.576 | 1:05.527 | 177 | 30.227 | 1:05.819 | 175 | 1 LAP | 1:12.693 | 23 | 1 LAP | 1:11.189 |
| 56 | 27.614 | 1:05.850 | 56 | 28.965 | 1:05.811 | 56 | 32.212 | 1:07.415 | 171 | 29.683 | 1:06.086 | 63 | 1 LAP | 1:11.348 |
| 35 | 30.081 | 1:07.107 | 35 | 33.576 | 1:07.955 | 18 | 32.229 | 1:07.925 | 177 | 31.528 | 1:05.383 | 175 | 1 LAP | 1:12.437 |
| 38 | 35.873 | 1:08.543 | 21 | 39.084 | 1:07.220 | 35 | 36.808 | 1:07.400 | 56 | 33.723 | 1:05.593 | 171 | 31.352 | 1:05.724 |
| 21 | 36.324 | 1:06.912 | 38 | 40.086 | 1:08.673 | 21 | 41.675 | 1:06.759 | 18 | 36.297 | 1:08.150 | 177 | 33.250 | 1:05.777 |
| 22 | 40.595 | 1:09.580 | 26 | 45.613 | 1:08.059 | 38 | 43.057 | 1:07.139 | 35 | 40.323 | 1:07.597 | 56 | 34.895 | 1:05.227 |
| 16 | 41.051 | 1:08.987 | 22 | 45.820 | 1:09.685 | 26 | 48.046 | 1:06.601 | 21 | 43.922 | 1:06.329 | 18 | 40.233 | 1:07.991 |
| 26 | 42.014 | 1:06.279 | 16 | 46.550 | 1:09.959 | 22 | 50.558 | 1:08.906 | 38 | 45.769 | 1:06.794 | 35 | 43.831 | 1:07.563 |
| 176 | 42.161 | 1:08.143 | 176 | 46.787 | 1:09.086 | 176 | 51.181 | 1:08.562 | 26 | 51.198 | 1:07.234 | 21 | 45.419 | 1:05.552 |
| 181 | 44.346 | 1:08.209 | 181 | 47.825 | 1:07.939 | 181 | 52.166 | 1:08.509 | 176 | 54.489 | 1:07.390 | 38 | 48.876 | 1:07.162 |
| 188 | 45.296 | 1:08.133 | 188 | 58.651 | 1:17.815 | 16 | 53.061 | 1:10.679 | 22 | 55.573 | 1:09.097 | 26 | 53.861 | 1:06.718 |
| 172 | 54.425 | 1:09.014 | 172 | 58.843 | 1:08.878 | 188 | 1:02.778 | 1:08.295 | 181 | 56.572 | 1:08.488 | 176 | 57.068 | 1:06.634 |
| 23 | 56.166 | 1:09.772 | 23 | 1:01.637 | 1:09.931 | 172 | 1:02.982 | 1:08.307 | 16 | 57.221 | 1:08.242 | 22 | 59.669 | 1:08.151 |
| 63 | 56.941 | 1:11.575 | 63 | 1:03.487 | 1:11.006 | | | | | | | 181 | 1:00.622 | 1:08.105 |
| 175 | 1:00.717 | 1:10.864 | | | | | | | | | | 16 | 1:01.156 | 1:07.990 |

Weather / Track : Cloudy / Wet

Brands Hatch Indy
Circuit Length = 1.2079 miles
Start: 16:37 End: 16:59

McMillan Motorsport Caterham Graduate Championship -Sigma & Mega Classes

RACE 20 - LAP CHART

| Lap 11 | | | Lap 12 | | | Lap 13 | | | Lap 14 | | | Lap 15 | | |
|--------|----------|----------|--------|--------|----------|--------|----------|----------|--------|----------|----------|--------|----------|----------|
| No | Behind | Laptime | No | Behind | Laptime | No | Behind | Laptime | No | Behind | Laptime | No | Behind | Laptime |
| 5 | | 1:04.659 | 15 | | 1:04.971 | 15 | | 1:04.025 | 15 | | 1:04.146 | 15 | | 1:04.480 |
| 15 | 0.188 | 1:03.952 | 5 | 0.292 | 1:05.451 | 5 | 0.245 | 1:03.978 | 5 | 0.118 | 1:04.019 | 9 | 0.340 | 1:04.365 |
| 9 | 0.470 | 1:03.756 | 22 | 1 LAP | 1:10.603 | 9 | 0.442 | 1:03.959 | 9 | 0.455 | 1:04.159 | 5 | 0.941 | 1:05.303 |
| 1 | 0.540 | 1:04.623 | 9 | 0.508 | 1:05.197 | 7 | 0.943 | 1:04.206 | 7 | 1.417 | 1:04.620 | 7 | 1.252 | 1:04.315 |
| 7 | 1.378 | 1:03.508 | 181 | 1 LAP | 1:09.770 | 176 | 1 LAP | 1:09.682 | 1 | 1.531 | 1:04.046 | 1 | 1.832 | 1:04.781 |
| 188 | 1 LAP | 1:08.451 | 7 | 0.762 | 1:04.543 | 1 | 1.631 | 1:04.657 | 176 | 1 LAP | 1:08.168 | 38 | 1 LAP | 1:09.371 |
| 54 | 8.375 | 1:04.908 | 1 | 0.999 | 1:05.618 | 181 | 1 LAP | 1:09.478 | 54 | 10.904 | 1:05.915 | 176 | 1 LAP | 1:07.024 |
| 172 | 1 LAP | 1:08.723 | 16 | 1 LAP | 1:10.796 | 16 | 1 LAP | 1:08.856 | 36 | 11.059 | 1:05.063 | 54 | 10.444 | 1:04.020 |
| 36 | 10.402 | 1:04.580 | 21 | 1 LAP | 1:32.210 | 22 | 1 LAP | 1:10.979 | 181 | 1 LAP | 1:09.522 | 36 | 10.859 | 1:04.280 |
| 20 | 11.127 | 1:05.534 | 54 | 8.382 | 1:05.166 | 54 | 9.135 | 1:04.778 | 16 | 1 LAP | 1:08.944 | 40 | 13.393 | 1:05.176 |
| 40 | 11.149 | 1:04.830 | 36 | 10.157 | 1:04.914 | 36 | 10.142 | 1:04.010 | 40 | 12.697 | 1:05.292 | 181 | 1 LAP | 1:09.100 |
| 23 | 1 LAP | 1:11.299 | 40 | 10.849 | 1:04.859 | 40 | 11.551 | 1:04.727 | 22 | 1 LAP | 1:10.876 | 16 | 1 LAP | 1:08.837 |
| 2 | 20.136 | 1:19.210 | 20 | 11.819 | 1:05.851 | 21 | 1 LAP | 1:08.260 | 21 | 1 LAP | 1:06.305 | 21 | 1 LAP | 1:09.261 |
| 63 | 1 LAP | 1:11.426 | 188 | 1 LAP | 1:09.082 | 188 | 1 LAP | 1:09.269 | 188 | 1 LAP | 1:08.960 | 22 | 1 LAP | 1:09.741 |
| 175 | 1 LAP | 1:11.085 | 172 | 1 LAP | 1:10.174 | 172 | 1 LAP | 1:08.089 | 172 | 1 LAP | 1:08.507 | 20 | 25.420 | 1:06.398 |
| 171 | 32.257 | 1:05.564 | 2 | 21.653 | 1:06.676 | 20 | 21.711 | 1:13.917 | 20 | 23.502 | 1:05.937 | 2 | 25.810 | 1:05.716 |
| 177 | 34.829 | 1:06.238 | 23 | 1 LAP | 1:10.597 | 2 | 23.417 | 1:05.789 | 2 | 24.574 | 1:05.303 | 188 | 1 LAP | 1:08.508 |
| 56 | 34.848 | 1:04.612 | 63 | 1 LAP | 1:10.152 | 23 | 1 LAP | 1:09.171 | 23 | 1 LAP | 1:08.762 | 172 | 1 LAP | 1:09.209 |
| 18 | 43.723 | 1:08.149 | 171 | 33.279 | 1:06.181 | 171 | 35.665 | 1:06.411 | 171 | 37.858 | 1:06.339 | 23 | 1 LAP | 1:08.795 |
| 35 | 45.692 | 1:06.520 | 177 | 35.556 | 1:05.886 | 177 | 36.763 | 1:05.232 | 177 | 38.700 | 1:06.083 | 171 | 39.330 | 1:05.952 |
| 38 | 53.235 | 1:09.018 | 56 | 36.434 | 1:06.745 | 63 | 1 LAP | 1:12.049 | 56 | 40.564 | 1:06.917 | 177 | 40.090 | 1:05.870 |
| 26 | 56.236 | 1:07.034 | 175 | 1 LAP | 1:13.601 | 56 | 37.793 | 1:05.384 | 63 | 1 LAP | 1:12.880 | 56 | 42.044 | 1:05.960 |
| 176 | 1:00.501 | 1:08.092 | 18 | 46.921 | 1:08.357 | 175 | 1 LAP | 1:11.498 | 18 | 53.006 | 1:06.802 | 63 | 1 LAP | 1:11.562 |
| | | | 35 | 47.559 | 1:07.026 | 18 | 50.350 | 1:07.454 | 175 | 1 LAP | 1:11.413 | 18 | 56.636 | 1:08.110 |
| | | | 38 | 57.147 | 1:09.071 | 35 | 50.736 | 1:07.202 | 35 | 53.679 | 1:07.089 | 35 | 57.051 | 1:07.852 |
| | | | 26 | 57.308 | 1:06.231 | 26 | 59.407 | 1:06.124 | 26 | 1:01.379 | 1:06.118 | 175 | 1 LAP | 1:13.537 |
| | | | | | | 38 | 1:01.914 | 1:08.792 | | | | 26 | 1:03.589 | 1:06.690 |

Weather / Track : Cloudy / Wet

Brands Hatch Indy
Circuit Length = 1.2079 miles
Start: 16:37 End: 16:59

McMillan Motorsport Caterham Graduate Championship -Sigma & Mega Classes

RACE 20 - LAP CHART

| Lap 16 | | | Lap 17 | | | Lap 18 | | | Lap 19 | | | Lap 20 | | |
|--------|--------|----------|--------|----------|----------|--------|----------|----------|--------|--------|----------|--------|--------|----------|
| No | Behind | Laptime | No | Behind | Laptime | No | Behind | Laptime | No | Behind | Laptime | No | Behind | Laptime |
| 15 | | 1:03.931 | 15 | | 1:04.356 | 15 | | 1:04.479 | 15 | | 1:04.377 | 15 | | 1:04.623 |
| 9 | 0.826 | 1:04.417 | 5 | 1.238 | 1:04.727 | 5 | 0.394 | 1:03.635 | 5 | 0.573 | 1:04.556 | 5 | 0.816 | 1:04.866 |
| 5 | 0.867 | 1:03.857 | 7 | 1.753 | 1:04.822 | 7 | 1.376 | 1:04.102 | 7 | 1.423 | 1:04.424 | 7 | 1.224 | 1:04.424 |
| 7 | 1.287 | 1:03.966 | 9 | 1.997 | 1:05.527 | 1 | 3.561 | 1:03.744 | 1 | 2.858 | 1:03.674 | 1 | 1.595 | 1:03.360 |
| 1 | 1.811 | 1:03.910 | 1 | 4.296 | 1:06.841 | 63 | 2 LAPS | 1:13.294 | 18 | 1 LAP | 1:10.330 | 35 | 1 LAP | 1:07.834 |
| 38 | 1 LAP | 1:07.604 | 26 | 1 LAP | 1:09.887 | 26 | 1 LAP | 1:06.420 | 9 | 7.653 | 1:04.559 | 9 | 7.104 | 1:04.074 |
| 54 | 10.722 | 1:04.209 | 175 | 2 LAPS | 1:14.109 | 9 | 7.471 | 1:09.953 | 26 | 1 LAP | 1:07.407 | 18 | 1 LAP | 1:08.134 |
| 176 | 1 LAP | 1:07.366 | 38 | 1 LAP | 1:07.885 | 54 | 11.326 | 1:05.574 | 54 | 11.829 | 1:04.880 | 26 | 1 LAP | 1:05.104 |
| 36 | 11.141 | 1:04.213 | 54 | 10.231 | 1:03.865 | 36 | 12.065 | 1:05.188 | 36 | 12.545 | 1:04.857 | 54 | 11.297 | 1:04.091 |
| 40 | 14.111 | 1:04.649 | 36 | 11.356 | 1:04.571 | 40 | 13.353 | 1:04.489 | 40 | 13.634 | 1:04.658 | 36 | 11.532 | 1:03.610 |
| 16 | 1 LAP | 1:08.199 | 40 | 13.343 | 1:03.588 | 38 | 1 LAP | 1:09.406 | 63 | 2 LAPS | 1:14.777 | 40 | 13.592 | 1:04.581 |
| 181 | 1 LAP | 1:08.668 | 176 | 1 LAP | 1:06.756 | 176 | 1 LAP | 1:07.836 | 38 | 1 LAP | 1:06.562 | 63 | 2 LAPS | 1:10.765 |
| 21 | 1 LAP | 1:06.462 | 16 | 1 LAP | 1:07.880 | 175 | 2 LAPS | 1:14.707 | 176 | 1 LAP | 1:06.192 | 38 | 1 LAP | 1:09.013 |
| 22 | 1 LAP | 1:09.644 | 21 | 1 LAP | 1:06.874 | 21 | 1 LAP | 1:06.376 | 175 | 2 LAPS | 1:10.019 | 176 | 1 LAP | 1:07.563 |
| 2 | 28.022 | 1:06.143 | 181 | 1 LAP | 1:08.927 | 16 | 1 LAP | 1:08.150 | 21 | 1 LAP | 1:05.411 | 21 | 1 LAP | 1:05.641 |
| 20 | 28.310 | 1:06.821 | 2 | 29.781 | 1:06.115 | 181 | 1 LAP | 1:07.917 | 16 | 1 LAP | 1:07.545 | 175 | 2 LAPS | 1:11.875 |
| 188 | 1 LAP | 1:09.092 | 20 | 30.360 | 1:06.406 | 2 | 30.875 | 1:05.573 | 2 | 31.755 | 1:05.257 | 2 | 32.531 | 1:05.399 |
| 172 | 1 LAP | 1:08.576 | 22 | 1 LAP | 1:10.041 | 20 | 31.568 | 1:05.687 | 181 | 1 LAP | 1:07.953 | 16 | 1 LAP | 1:08.062 |
| 171 | 42.224 | 1:06.825 | 188 | 1 LAP | 1:07.807 | 22 | 1 LAP | 1:09.115 | 20 | 32.797 | 1:05.606 | 20 | 34.233 | 1:06.059 |
| 177 | 42.402 | 1:06.243 | 172 | 1 LAP | 1:07.837 | 188 | 1 LAP | 1:08.080 | 22 | 1 LAP | 1:10.461 | 181 | 1 LAP | 1:07.271 |
| 56 | 43.786 | 1:05.673 | 171 | 44.054 | 1:06.186 | 172 | 1 LAP | 1:08.017 | 188 | 1 LAP | 1:08.340 | 172 | 1 LAP | 1:09.067 |
| 23 | 1 LAP | 1:09.031 | 177 | 44.066 | 1:06.020 | 56 | 46.843 | 1:07.117 | 172 | 1 LAP | 1:08.267 | 22 | 1 LAP | 1:10.500 |
| 18 | 59.424 | 1:06.719 | 56 | 44.205 | 1:04.775 | 171 | 46.894 | 1:07.319 | 56 | 47.933 | 1:05.467 | 188 | 1 LAP | 1:10.207 |
| 35 | 59.748 | 1:06.628 | 23 | 1 LAP | 1:08.920 | 177 | 48.594 | 1:09.007 | 171 | 49.220 | 1:06.703 | 56 | 48.803 | 1:05.493 |
| 63 | 1 LAP | 1:10.969 | 35 | 1:02.113 | 1:06.721 | 23 | 1 LAP | 1:08.245 | 177 | 49.708 | 1:05.491 | 171 | 50.692 | 1:06.095 |
| | | | 18 | 1:02.551 | 1:07.483 | 35 | 1:03.621 | 1:05.987 | 23 | 1 LAP | 1:09.682 | 177 | 50.964 | 1:05.879 |
| | | | | | | | | | | | | 23 | 1 LAP | 1:07.866 |

Weather / Track : Cloudy / Wet

Brands Hatch Indy
Circuit Length = 1.2079 miles
Start: 16:37 End: 16:59