



McMILLAN MOTORSPORT CATERHAM GRADUATES CHAMPIONSHIP CLASSIC CLASS

Anglesey Circuit

16th & 17th June 2012



Results Provided by Timing Solutions Ltd
www.tsl-timing.com

McMillan Motorsport Caterham Graduates - Classic
QUALIFYING - RACE 6 - CLASSIFICATION

POS	NO	CL	NAME	ENTRY	TIME	ON	LAPS	GAP	DIFF	MPH
1	97		Justin COX	Caterham 7	2:02.203	7	8			61.86
2	74		James RUSSELL	Caterham 7	2:02.705	4	7	0.502	0.502	61.61
3	99		David PEARSON	Caterham 7	2:04.047	7	8	1.844	1.342	60.94
4	80		Trevor HARBER	Caterham 7	2:04.108	6	7	1.905	0.061	60.91
5	75		Stuart THOMPSON	Caterham 7	2:04.901	7	7	2.698	0.793	60.52
6	73		Graeme SMITH	Caterham 7	2:05.323	7	7	3.120	0.422	60.32
7	88		Thomas HARYETT	Caterham 7	2:07.333	4	7	5.130	2.010	59.37
8	90		Peter TATTERSALL	Caterham 7	2:10.286	7	7	8.083	2.953	58.02
9	91		Nigel LIDDELL	Caterham 7	2:13.727	6	7	11.524	3.441	56.53
10	83		Colin ROTHWELL	Caterham 7	2:22.411	2	2	20.208	8.684	53.08
11	84		Mark GIBSON	Caterham 7	2:23.425	4	6	21.222	1.014	52.71

Weather / Track : Cloudy / Wet
 These results are provisional until the conclusion of any judicial and technical matters.

Anglesey International GP
 Circuit Length = 2.1000 miles
 Start: 11:39 End: 11:56

Clerk of Course :		Timekeeper :
-------------------	--	--------------

McMillan Motorsport Caterham Graduates - Classic
QUALIFYING - RACE 6 - LAP ANALYSIS


73	Graeme SMITH		Caterham 7				
1 -	2:13.557	+ 8.234	11:41:53.400	5 -	2:05.820	+ 0.497	11:50:20.151
2 -	2:07.564	+ 2.241	11:44:00.964	6 -	2:10.109	+ 4.786	11:52:30.260
3 -	2:06.420	+ 1.097	11:46:07.384	7 -	2:05.323		11:54:35.583
4 -	2:06.947	+ 1.624	11:48:14.331				
74	James RUSSELL		Caterham 7				
1 -	2:14.995	+ 12.290	11:41:52.446	5 -	2:13.547	+ 10.842	11:50:19.369
2 -	2:06.146	+ 3.441	11:43:58.592	6 -	2:02.780	+ 0.075	11:52:22.149
3 -	2:04.525	+ 1.820	11:46:03.117	7 -	2:04.392	+ 1.687	11:54:26.541
4 -	2:02.705		11:48:05.822				
75	Stuart THOMPSON		Caterham 7				
1 -	2:12.341	+ 7.440	11:41:54.808	5 -	2:07.387	+ 2.486	11:50:25.632
2 -	2:08.622	+ 3.721	11:44:03.430	6 -	2:08.458	+ 3.557	11:52:34.090
3 -	2:07.725	+ 2.824	11:46:11.155	7 -	2:04.901		11:54:38.991
4 -	2:07.090	+ 2.189	11:48:18.245				
80	Trevor HARBER		Caterham 7				
1 -	2:12.150	+ 8.042	11:41:56.136	5 -	2:05.885	+ 1.777	11:50:28.731
2 -	2:08.468	+ 4.360	11:44:04.604	6 -	2:04.108		11:52:32.839
3 -	2:07.248	+ 3.140	11:46:11.852	7 -	2:05.222	+ 1.114	11:54:38.061
4 -	2:10.994	+ 6.886	11:48:22.846				
83	Colin ROTHWELL		Caterham 7				
1 -	2:47.296	+ 24.885	11:42:41.708	2 -	2:22.411		11:45:04.119
84	Mark GIBSON		Caterham 7				
1 -	2:29.900	+ 6.475	11:42:19.217	4 -	2:23.425		11:49:33.790
2 -	2:27.155	+ 3.730	11:44:46.372	5 -	2:42.148 P	+ 18.723	11:52:15.938
3 -	2:23.993	+ 0.568	11:47:10.365	6 -	2:00.798 P	+ -22.627	11:54:16.736
88	Thomas HARYETT		Caterham 7				
1 -	2:16.469	+ 9.136	11:42:08.295	5 -	2:07.716	+ 0.383	11:50:41.451
2 -	2:10.238	+ 2.905	11:44:18.533	6 -	2:07.398	+ 0.065	11:52:48.849
3 -	2:07.869	+ 0.536	11:46:26.402	7 -	2:07.697	+ 0.364	11:54:56.546
4 -	2:07.333		11:48:33.735				
90	Peter TATTERSALL		Caterham 7				
1 -	2:18.630	+ 8.344	11:42:04.193	5 -	2:11.949	+ 1.663	11:50:58.682
2 -	2:15.891	+ 5.605	11:44:20.084	6 -	2:10.795	+ 0.509	11:53:09.477
3 -	2:12.565	+ 2.279	11:46:32.649	7 -	2:10.286		11:55:19.763
4 -	2:14.084	+ 3.798	11:48:46.733				
91	Nigel LIDDELL		Caterham 7				
1 -	2:47.688	+ 33.961	11:42:42.866	5 -	2:13.994	+ 0.267	11:51:54.018
2 -	2:23.098	+ 9.371	11:45:05.964	6 -	2:13.727		11:54:07.745
3 -	2:18.964	+ 5.237	11:47:24.928	7 -	2:14.053	+ 0.326	11:56:21.798
4 -	2:15.096	+ 1.369	11:49:40.024				
97	Justin COX		Caterham 7				
1 -	2:06.029	+ 3.826	11:41:42.625	5 -	2:03.224	+ 1.021	11:49:55.867
2 -	2:04.208	+ 2.005	11:43:46.833	6 -	2:02.853	+ 0.650	11:51:58.720
3 -	2:02.859	+ 0.656	11:45:49.692	7 -	2:02.203		11:54:00.923
4 -	2:02.951	+ 0.748	11:47:52.643	8 -	2:03.315	+ 1.112	11:56:04.238
99	David PEARSON		Caterham 7				
1 -	2:07.572	+ 3.525	11:41:40.856	5 -	2:04.955	+ 0.908	11:50:04.182
2 -	2:06.624	+ 2.577	11:43:47.480	6 -	2:04.921	+ 0.874	11:52:09.103
3 -	2:05.203	+ 1.156	11:45:52.683	7 -	2:04.047		11:54:13.150
4 -	2:06.544	+ 2.497	11:47:59.227	8 -	2:04.114	+ 0.067	11:56:17.264

Weather / Track : Cloudy / Wet

Anglesey International GP
 Circuit Length = 2.1000 miles
 Start: 11:39 End: 11:56

McMillan Motorsport Caterham Graduates - Classic

RACE 6 - GRID

ROW 6		2:23.425 84 Mark GIBSON	
ROW 5	2:22.411 83 Colin ROTHWELL		2:13.727 91 Nigel LIDDELL
ROW 4	2:10.286 90 Peter TATTERSALL	2:07.333 88 Thomas HARYETT	
ROW 3	2:05.323 73 Graeme SMITH		2:04.901 75 Stuart THOMPSON
ROW 2	2:04.108 80 Trevor HARBER	2:04.047 99 David PEARSON	
ROW 1	2:02.705 74 James RUSSELL		2:02.203 97 Justin COX
Pole			
			

Anglesey International GP
Circuit Length = 2.1000 miles

These results are provisional until the conclusion of any judicial and technical matters.

Clerk of Course :		Timekeeper :
-------------------	--	--------------

McMillan Motorsport Caterham Graduates - Classic

RACE 6 - CLASSIFICATION

POS	NO	CL	NAME	ENTRY	LAPS	TIME	GAP	DIFF	MPH	BEST	ON
1	99		David PEARSON	Caterham 7	12	22:10.195			68.20	1:49.565	9
2	97		Justin COX	Caterham 7	12	22:10.252	0.057	0.057	68.19	1:50.066	8
3	74		James RUSSELL	Caterham 7	12	22:16.140	5.945	5.888	67.89	1:50.258	4
4	75		Stuart THOMPSON	Caterham 7	12	22:16.363	6.168	0.223	67.88	1:50.324	5
5	73		Graeme SMITH	Caterham 7	12	22:17.700	7.505	1.337	67.81	1:50.543	3
6	80		Trevor HARBER	Caterham 7	12	22:43.751	33.556	26.051	66.52	1:51.221	3
7	88		Thomas HARYETT	Caterham 7	12	23:02.232	52.037	18.481	65.63	1:52.339	5
8	91		Nigel LIDDELL	Caterham 7	12	23:04.673	54.478	2.441	65.51	1:54.034	10
9	90		Peter TATTERSALL	Caterham 7	12	23:18.694	1:08.499	14.021	64.86	1:53.793	12
10	83		Colin ROTHWELL	Caterham 7	12	23:25.899	1:15.704	7.205	64.52	1:54.437	11
11	84		Mark GIBSON	Caterham 7	11	24:26.135	1 lap	1 lap	56.72	2:07.168	5

FASTEST LAP											
99	David PEARSON	Caterham 7	9	1:49.565	68.99 mph	111.04 kph					

Weather / Track : Cloudy / Dry

These results are provisional until the conclusion of any judicial and technical matters.

Anglesey International GP
 Circuit Length = 2.1000 miles
 Start: 16:04 End: 16:28

Clerk of Course :		Timekeeper :	
-------------------	--	--------------	--

McMillan Motorsport Caterham Graduates - Classic

RACE 6 - LAP CHART

Lap 1			Lap 2			Lap 3			Lap 4			Lap 5		
No	Behind	Laptime	No	Behind	Laptime	No	Behind	Laptime	No	Behind	Laptime	No	Behind	Laptime
97		1:55.709	97		1:50.235	97		1:50.265	97		1:50.132	97		1:50.565
99	0.665	1:56.374	99	1.224	1:50.794	99	1.436	1:50.477	99	1.141	1:49.837	99	0.577	1:50.001
75	0.984	1:56.693	74	1.669	1:50.644	74	1.676	1:50.272	74	1.802	1:50.258	75	2.858	1:50.324
74	1.260	1:56.969	75	2.137	1:51.388	75	2.747	1:50.875	75	3.099	1:50.484	74	2.972	1:51.735
80	1.642	1:57.351	73	3.058	1:51.107	73	3.336	1:50.543	73	3.833	1:50.629	73	3.815	1:50.547
73	2.186	1:57.895	80	3.643	1:52.236	80	4.599	1:51.221	80	6.713	1:52.246	80	8.949	1:52.801
91	3.881	1:59.590	91	9.573	1:55.927	91	14.963	1:55.655	91	20.625	1:55.794	91	24.758	1:54.698
90	8.490	2:04.199	88	16.765	1:57.993	88	20.903	1:54.403	88	24.039	1:53.268	88	25.813	1:52.339
88	9.007	2:04.716	90	17.691	1:59.436	83	25.817	1:57.941	83	32.928	1:57.243	90	39.316	1:55.838
83	10.772	2:06.481	83	18.141	1:57.604	90	27.773	2:00.347	90	34.043	1:56.402	83	40.498	1:58.135
84	22.052	2:17.761	84	41.504	2:09.687	84	1:00.116	2:08.877	84	1:18.203	2:08.219	84	1:34.806	2:07.168

Weather / Track : Cloudy / Dry

Anglesey International GP
Circuit Length = 2.1000 miles
Start: 16:04 End: 16:28

McMillan Motorsport Caterham Graduates - Classic

RACE 6 - LAP CHART

Lap 6			Lap 7			Lap 8			Lap 9			Lap 10		
No	Behind	Laptime	No	Behind	Laptime	No	Behind	Laptime	No	Behind	Laptime	No	Behind	Laptime
97		1:50.551	97		1:50.513	97		1:50.066	97		1:50.114	99		1:50.014
99	0.434	1:50.408	99	0.995	1:51.074	99	1.037	1:50.108	99	0.488	1:49.565	97	0.146	1:50.648
75	2.722	1:50.415	74	2.951	1:50.318	75	4.011	1:50.937	74	4.984	1:50.782	74	5.738	1:51.256
74	3.146	1:50.725	75	3.140	1:50.931	74	4.316	1:51.431	75	5.361	1:51.464	75	6.001	1:51.142
73	4.097	1:50.833	73	4.586	1:51.002	73	6.257	1:51.737	73	7.115	1:50.972	73	7.457	1:50.844
80	15.737	1:57.339	84	1 LAP	2:12.375	80	22.564	1:53.691	80	25.751	1:53.301	80	28.966	1:53.717
91	28.979	1:54.772	80	18.939	1:53.715	84	1 LAP	2:08.759	88	42.334	1:53.778	88	44.856	1:53.024
88	32.247	1:56.985	91	33.963	1:55.497	91	38.473	1:54.576	91	43.211	1:54.852	91	46.743	1:54.034
90	44.032	1:55.267	88	35.747	1:54.013	88	38.670	1:52.989	84	1 LAP	2:10.873	90	1:01.755	1:54.240
83	46.343	1:56.396	90	48.303	1:54.784	90	53.533	1:55.296	90	58.017	1:54.598	83	1:06.154	1:54.746
			83	52.146	1:56.316	83	57.089	1:55.009	83	1:01.910	1:54.935	84	1 LAP	2:13.480

Weather / Track : Cloudy / Dry

Anglesey International GP
Circuit Length = 2.1000 miles
Start: 16:04 End: 16:28

McMillan Motorsport Caterham Graduates - Classic
RACE 6 - LAP CHART

Lap 11			Lap 12		
No	Behind	Laptime	No	Behind	Laptime
97		1:50.148	99		1:51.000
99	0.249	1:50.543	97	0.057	1:51.306
74	6.078	1:50.634	74	5.945	1:51.116
75	6.444	1:50.737	75	6.168	1:50.973
73	7.947	1:50.784	73	7.505	1:50.807
80	31.879	1:53.207	80	33.556	1:52.926
88	48.868	1:54.306	88	52.037	1:54.418
91	51.360	1:54.911	91	54.478	1:54.367
90	1:05.955	1:54.494	90	1:08.499	1:53.793
83	1:10.297	1:54.437	83	1:15.704	1:56.656
84	1 LAP	2:11.587	84	1 LAP	2:37.349

Weather / Track : Cloudy / Dry

Anglesey International GP
 Circuit Length = 2.1000 miles
 Start: 16:04 End: 16:28

McMillan Motorsport Caterham Graduates - Classic

RACE 6 - LAP ANALYSIS

73	Graeme SMITH		Caterham 7				
1 -	1:57.895	+ 7.352	16:06:05.847	7 -	1:51.002	+ 0.459	16:17:10.508
2 -	1:51.107	+ 0.564	16:07:56.954	8 -	1:51.737	+ 1.194	16:19:02.245
3 -	1:50.543		16:09:47.497	9 -	1:50.972	+ 0.429	16:20:53.217
4 -	1:50.629	+ 0.086	16:11:38.126	10 -	1:50.844	+ 0.301	16:22:44.061
5 -	1:50.547	+ 0.004	16:13:28.673	11 -	1:50.784	+ 0.241	16:24:34.845
6 -	1:50.833	+ 0.290	16:15:19.506	12 -	1:50.807	+ 0.264	16:26:25.652
74	James RUSSELL		Caterham 7				
1 -	1:56.969	+ 6.711	16:06:04.921	7 -	1:50.318	+ 0.060	16:17:08.873
2 -	1:50.644	+ 0.386	16:07:55.565	8 -	1:51.431	+ 1.173	16:19:00.304
3 -	1:50.272	+ 0.014	16:09:45.837	9 -	1:50.782	+ 0.524	16:20:51.086
4 -	1:50.258		16:11:36.095	10 -	1:51.256	+ 0.998	16:22:42.342
5 -	1:51.735	+ 1.477	16:13:27.830	11 -	1:50.634	+ 0.376	16:24:32.976
6 -	1:50.725	+ 0.467	16:15:18.555	12 -	1:51.116	+ 0.858	16:26:24.092
75	Stuart THOMPSON		Caterham 7				
1 -	1:56.693	+ 6.369	16:06:04.645	7 -	1:50.931	+ 0.607	16:17:09.062
2 -	1:51.388	+ 1.064	16:07:56.033	8 -	1:50.937	+ 0.613	16:18:59.999
3 -	1:50.875	+ 0.551	16:09:46.908	9 -	1:51.464	+ 1.140	16:20:51.463
4 -	1:50.484	+ 0.160	16:11:37.392	10 -	1:51.142	+ 0.818	16:22:42.605
5 -	1:50.324		16:13:27.716	11 -	1:50.737	+ 0.413	16:24:33.342
6 -	1:50.415	+ 0.091	16:15:18.131	12 -	1:50.973	+ 0.649	16:26:24.315
80	Trevor HARBER		Caterham 7				
1 -	1:57.351	+ 6.130	16:06:05.303	7 -	1:53.715	+ 2.494	16:17:24.861
2 -	1:52.236	+ 1.015	16:07:57.539	8 -	1:53.691	+ 2.470	16:19:18.552
3 -	1:51.221		16:09:48.760	9 -	1:53.301	+ 2.080	16:21:11.853
4 -	1:52.246	+ 1.025	16:11:41.006	10 -	1:53.717	+ 2.496	16:23:05.570
5 -	1:52.801	+ 1.580	16:13:33.807	11 -	1:53.207	+ 1.986	16:24:58.777
6 -	1:57.339	+ 6.118	16:15:31.146	12 -	1:52.926	+ 1.705	16:26:51.703
83	Colin ROTHWELL		Caterham 7				
1 -	2:06.481	+ 12.044	16:06:14.433	7 -	1:56.316	+ 1.879	16:17:58.068
2 -	1:57.604	+ 3.167	16:08:12.037	8 -	1:55.009	+ 0.572	16:19:53.077
3 -	1:57.941	+ 3.504	16:10:09.978	9 -	1:54.935	+ 0.498	16:21:48.012
4 -	1:57.243	+ 2.806	16:12:07.221	10 -	1:54.746	+ 0.309	16:23:42.758
5 -	1:58.135	+ 3.698	16:14:05.356	11 -	1:54.437		16:25:37.195
6 -	1:56.396	+ 1.959	16:16:01.752	12 -	1:56.656	+ 2.219	16:27:33.851
84	Mark GIBSON		Caterham 7				
1 -	2:17.761	+ 10.593	16:06:25.713	7 -	2:08.759	+ 1.591	16:19:20.798
2 -	2:09.687	+ 2.519	16:08:35.400	8 -	2:10.873	+ 3.705	16:21:31.671
3 -	2:08.877	+ 1.709	16:10:44.277	9 -	2:13.480	+ 6.312	16:23:45.151
4 -	2:08.219	+ 1.051	16:12:52.496	10 -	2:11.587	+ 4.419	16:25:56.738
5 -	2:07.168		16:14:59.664	11 -	2:37.349	+ 30.181	16:28:34.087
6 -	2:12.375	+ 5.207	16:17:12.039				
88	Thomas HARYETT		Caterham 7				
1 -	2:04.716	+ 12.377	16:06:12.668	7 -	1:54.013	+ 1.674	16:17:41.669
2 -	1:57.993	+ 5.654	16:08:10.661	8 -	1:52.989	+ 0.650	16:19:34.658
3 -	1:54.403	+ 2.064	16:10:05.064	9 -	1:53.778	+ 1.439	16:21:28.436
4 -	1:53.268	+ 0.929	16:11:58.332	10 -	1:53.024	+ 0.685	16:23:21.460
5 -	1:52.339		16:13:50.671	11 -	1:54.306	+ 1.967	16:25:15.766
6 -	1:56.985	+ 4.646	16:15:47.656	12 -	1:54.418	+ 2.079	16:27:10.184
90	Peter TATTERSALL		Caterham 7				
1 -	2:04.199	+ 10.406	16:06:12.151	7 -	1:54.784	+ 0.991	16:17:54.225
2 -	1:59.436	+ 5.643	16:08:11.587	8 -	1:55.296	+ 1.503	16:19:49.521
3 -	2:00.347	+ 6.554	16:10:11.934	9 -	1:54.598	+ 0.805	16:21:44.119
4 -	1:56.402	+ 2.609	16:12:08.336	10 -	1:54.240	+ 0.447	16:23:38.359
5 -	1:55.838	+ 2.045	16:14:04.174	11 -	1:54.494	+ 0.701	16:25:32.853

Weather / Track : Cloudy / Dry

Anglesey International GP
Circuit Length = 2.1000 miles
Start: 16:04 End: 16:28

McMillan Motorsport Caterham Graduates - Classic
RACE 6 - LAP ANALYSIS

6 -	1:55.267	+ 1.474	16:15:59.441	12 -	1:53.793		16:27:26.646
91	Nigel LIDDELL			Caterham 7			
1 -	1:59.590	+ 5.556	16:06:07.542	7 -	1:55.497	+ 1.463	16:17:39.885
2 -	1:55.927	+ 1.893	16:08:03.469	8 -	1:54.576	+ 0.542	16:19:34.461
3 -	1:55.655	+ 1.621	16:09:59.124	9 -	1:54.852	+ 0.818	16:21:29.313
4 -	1:55.794	+ 1.760	16:11:54.918	10 -	1:54.034		16:23:23.347
5 -	1:54.698	+ 0.664	16:13:49.616	11 -	1:54.911	+ 0.877	16:25:18.258
6 -	1:54.772	+ 0.738	16:15:44.388	12 -	1:54.367	+ 0.333	16:27:12.625
97	Justin COX			Caterham 7			
1 -	1:55.709	+ 5.643	16:06:03.661	7 -	1:50.513	+ 0.447	16:17:05.922
2 -	1:50.235	+ 0.169	16:07:53.896	8 -	1:50.066		16:18:55.988
3 -	1:50.265	+ 0.199	16:09:44.161	9 -	1:50.114	+ 0.048	16:20:46.102
4 -	1:50.132	+ 0.066	16:11:34.293	10 -	1:50.648	+ 0.582	16:22:36.750
5 -	1:50.565	+ 0.499	16:13:24.858	11 -	1:50.148	+ 0.082	16:24:26.898
6 -	1:50.551	+ 0.485	16:15:15.409	12 -	1:51.306	+ 1.240	16:26:18.204
99	David PEARSON			Caterham 7			
1 -	1:56.374	+ 6.809	16:06:04.326	7 -	1:51.074	+ 1.509	16:17:06.917
2 -	1:50.794	+ 1.229	16:07:55.120	8 -	1:50.108	+ 0.543	16:18:57.025
3 -	1:50.477	+ 0.912	16:09:45.597	9 -	1:49.565		16:20:46.590
4 -	1:49.837	+ 0.272	16:11:35.434	10 -	1:50.014	+ 0.449	16:22:36.604
5 -	1:50.001	+ 0.436	16:13:25.435	11 -	1:50.543	+ 0.978	16:24:27.147
6 -	1:50.408	+ 0.843	16:15:15.843	12 -	1:51.000	+ 1.435	16:26:18.147

Weather / Track : Cloudy / Dry

Anglesey International GP
 Circuit Length = 2.1000 miles
 Start: 16:04 End: 16:28

McMillan Motorsport Caterham Graduates - Classic
QUALIFYING - RACE 12 - CLASSIFICATION

POS	NO	CL	NAME	ENTRY	TIME	ON	LAPS	GAP	DIFF	MPH
1	97		Justin COX	Caterham 7	1:22.287	8	11			67.81
2	99		David PEARSON	Caterham 7	1:23.007	11	11	0.720	0.720	67.22
3	75		Stuart THOMPSON	Caterham 7	1:23.013	5	11	0.726	0.006	67.21
4	73		Graeme SMITH	Caterham 7	1:23.432	11	11	1.145	0.419	66.88
5	74		James RUSSELL	Caterham 7	1:23.490	9	11	1.203	0.058	66.83
6	80		Trevor HARBER	Caterham 7	1:23.736	3	11	1.449	0.246	66.63
7	88		Thomas HARYETT	Caterham 7	1:24.315	10	11	2.028	0.579	66.18
8	84		Mark GIBSON	Caterham 7	1:25.071	10	10	2.784	0.756	65.59
9	90		Peter TATTERSALL	Caterham 7	1:25.253	3	10	2.966	0.182	65.45
10	83		Colin ROTHWELL	Caterham 7	1:25.864	8	10	3.577	0.611	64.98
11	91		Nigel LIDDELL	Caterham 7	1:28.216	10	10	5.929	2.352	63.25

Weather / Track : Cloudy / Dry
 These results are provisional until the conclusion of any judicial and technical matters.

Anglesey Coastal
 Circuit Length = 1.5500 miles
 Start: 10:39 End: 10:55

Clerk of Course :		Timekeeper :
-------------------	--	--------------

McMillan Motorsport Caterham Graduates - Classic

QUALIFYING - RACE 12 - LAP ANALYSIS

73	Graeme SMITH			Caterham 7			
1 -	1:27.314	+ 3.882	10:40:58.324	7 -	1:23.989	+ 0.557	10:49:31.121
2 -	1:24.575	+ 1.143	10:42:22.899	8 -	1:23.546	+ 0.114	10:50:54.667
3 -	1:24.114	+ 0.682	10:43:47.013	9 -	1:23.678	+ 0.246	10:52:18.345
4 -	1:32.335	+ 8.903	10:45:19.348	10 -	1:23.655	+ 0.223	10:53:42.000
5 -	1:23.805	+ 0.373	10:46:43.153	11 -	1:23.432		10:55:05.432
6 -	1:23.979	+ 0.547	10:48:07.132				
74	James RUSSELL			Caterham 7			
1 -	1:28.107	+ 4.617	10:41:04.533	7 -	1:24.130	+ 0.640	10:49:29.194
2 -	1:24.421	+ 0.931	10:42:28.954	8 -	1:24.208	+ 0.718	10:50:53.402
3 -	1:23.998	+ 0.508	10:43:52.952	9 -	1:23.490		10:52:16.892
4 -	1:24.228	+ 0.738	10:45:17.180	10 -	1:24.140	+ 0.650	10:53:41.032
5 -	1:23.840	+ 0.350	10:46:41.020	11 -	1:23.993	+ 0.503	10:55:05.025
6 -	1:24.044	+ 0.554	10:48:05.064				
75	Stuart THOMPSON			Caterham 7			
1 -	1:31.125	+ 8.112	10:41:02.725	7 -	1:23.714	+ 0.701	10:49:24.848
2 -	1:24.729	+ 1.716	10:42:27.454	8 -	1:23.857	+ 0.844	10:50:48.705
3 -	1:23.487	+ 0.474	10:43:50.941	9 -	1:23.433	+ 0.420	10:52:12.138
4 -	1:23.483	+ 0.470	10:45:14.424	10 -	1:23.976	+ 0.963	10:53:36.114
5 -	1:23.013		10:46:37.437	11 -	1:23.061	+ 0.048	10:54:59.175
6 -	1:23.697	+ 0.684	10:48:01.134				
80	Trevor HARBER			Caterham 7			
1 -	1:28.845	+ 5.109	10:41:03.694	7 -	1:25.399	+ 1.663	10:49:32.177
2 -	1:24.559	+ 0.823	10:42:28.253	8 -	1:23.899	+ 0.163	10:50:56.076
3 -	1:23.736		10:43:51.989	9 -	1:24.643	+ 0.907	10:52:20.719
4 -	1:24.871	+ 1.135	10:45:16.860	10 -	1:24.870	+ 1.134	10:53:45.589
5 -	1:25.470	+ 1.734	10:46:42.330	11 -	1:25.291	+ 1.555	10:55:10.880
6 -	1:24.448	+ 0.712	10:48:06.778				
83	Colin ROTHWELL			Caterham 7			
1 -	1:41.112	+ 15.248	10:41:09.858	6 -	1:26.110	+ 0.246	10:48:27.114
2 -	1:27.756	+ 1.892	10:42:37.614	7 -	1:26.344	+ 0.480	10:49:53.458
3 -	1:27.235	+ 1.371	10:44:04.849	8 -	1:25.864		10:51:19.322
4 -	1:29.631	+ 3.767	10:45:34.480	9 -	1:27.115	+ 1.251	10:52:46.437
5 -	1:26.524	+ 0.660	10:47:01.004	10 -	1:26.631	+ 0.767	10:54:13.068
84	Mark GIBSON			Caterham 7			
1 -	1:32.366	+ 7.295	10:41:10.308	6 -	1:26.203	+ 1.132	10:48:34.335
2 -	1:29.979	+ 4.908	10:42:40.287	7 -	1:25.110	+ 0.039	10:49:59.445
3 -	1:35.162	+ 10.091	10:44:15.449	8 -	1:25.100	+ 0.029	10:51:24.545
4 -	1:26.193	+ 1.122	10:45:41.642	9 -	1:25.164	+ 0.093	10:52:49.709
5 -	1:26.490	+ 1.419	10:47:08.132	10 -	1:25.071		10:54:14.780
88	Thomas HARYETT			Caterham 7			
1 -	1:35.172	+ 10.857	10:41:07.939	7 -	1:24.491	+ 0.176	10:49:38.141
2 -	1:25.674	+ 1.359	10:42:33.613	8 -	1:24.545	+ 0.230	10:51:02.686
3 -	1:25.360	+ 1.045	10:43:58.973	9 -	1:24.603	+ 0.288	10:52:27.289
4 -	1:25.059	+ 0.744	10:45:24.032	10 -	1:24.315		10:53:51.604
5 -	1:24.859	+ 0.544	10:46:48.891	11 -	1:24.579	+ 0.264	10:55:16.183
6 -	1:24.759	+ 0.444	10:48:13.650				
90	Peter TATTERSALL			Caterham 7			
1 -	1:31.074	+ 5.821	10:41:13.074	6 -	1:25.927	+ 0.674	10:48:25.923
2 -	1:27.093	+ 1.840	10:42:40.167	7 -	1:25.722	+ 0.469	10:49:51.645
3 -	1:25.253		10:44:05.420	8 -	1:25.822	+ 0.569	10:51:17.467
4 -	1:27.775	+ 2.522	10:45:33.195	9 -	1:27.000	+ 1.747	10:52:44.467
5 -	1:26.801	+ 1.548	10:46:59.996	10 -	1:26.664	+ 1.411	10:54:11.131

Weather / Track : Cloudy / Dry

Anglesey Coastal
Circuit Length = 1.5500 miles
Start: 10:39 End: 10:55

McMillan Motorsport Caterham Graduates - Classic
QUALIFYING - RACE 12 - LAP ANALYSIS


91	Nigel LIDDELL		Caterham 7				
1 -	1:32.350	+ 4.134	10:41:12.777	6 -	1:28.795	+ 0.579	10:48:36.644
2 -	1:29.363	+ 1.147	10:42:42.140	7 -	1:28.433	+ 0.217	10:50:05.077
3 -	1:28.705	+ 0.489	10:44:10.845	8 -	1:28.357	+ 0.141	10:51:33.434
4 -	1:28.740	+ 0.524	10:45:39.585	9 -	1:28.430	+ 0.214	10:53:01.864
5 -	1:28.264	+ 0.048	10:47:07.849	10 -	1:28.216		10:54:30.080
97	Justin COX		Caterham 7				
1 -	1:28.365	+ 6.078	10:41:04.002	7 -	1:25.603	+ 3.316	10:49:25.541
2 -	1:22.502	+ 0.215	10:42:26.504	8 -	1:22.287		10:50:47.828
3 -	1:23.556	+ 1.269	10:43:50.060	9 -	1:24.801	+ 2.514	10:52:12.629
4 -	1:23.245	+ 0.958	10:45:13.305	10 -	1:22.843	+ 0.556	10:53:35.472
5 -	1:23.450	+ 1.163	10:46:36.755	11 -	1:24.156	+ 1.869	10:54:59.628
6 -	1:23.183	+ 0.896	10:47:59.938				
99	David PEARSON		Caterham 7				
1 -	1:28.451	+ 5.444	10:41:07.378	7 -	1:23.245	+ 0.238	10:49:34.500
2 -	1:23.649	+ 0.642	10:42:31.027	8 -	1:33.142	+ 10.135	10:51:07.642
3 -	1:23.281	+ 0.274	10:43:54.308	9 -	1:23.542	+ 0.535	10:52:31.184
4 -	1:23.150	+ 0.143	10:45:17.458	10 -	1:23.082	+ 0.075	10:53:54.266
5 -	1:30.294	+ 7.287	10:46:47.752	11 -	1:23.007		10:55:17.273
6 -	1:23.503	+ 0.496	10:48:11.255				

Weather / Track : Cloudy / Dry

Anglesey Coastal
 Circuit Length = 1.5500 miles
 Start: 10:39 End: 10:55

McMillan Motorsport Caterham Graduates - Classic

RACE 12 - GRID

ROW 6		1:28.216 91 Nigel LIDDELL	
ROW 5	1:25.864 83 Colin ROTHWELL		1:25.253 90 Peter TATTERSALL
ROW 4	1:25.071 84 Mark GIBSON	1:24.315 88 Thomas HARYETT	
ROW 3	1:23.736 80 Trevor HARBER		1:23.490 74 James RUSSELL
ROW 2	1:23.432 73 Graeme SMITH	1:23.013 75 Stuart THOMPSON	
ROW 1	1:23.007 99 David PEARSON		1:22.287 97 Justin COX
Pole			
			

Anglesey Coastal
Circuit Length = 1.5500 miles

These results are provisional until the conclusion of any judicial and technical matters.

Clerk of Course :		Timekeeper :
-------------------	--	--------------

McMillan Motorsport Caterham Graduates - Classic

RACE 12 - CLASSIFICATION

POS	NO	CL	NAME	ENTRY	LAPS	TIME	GAP	DIFF	MPH	BEST	ON
1	97		Justin COX	Caterham 7	16	22:17.741			66.73	1:22.653	14
2	99		David PEARSON	Caterham 7	16	22:18.183	0.442	0.442	66.71	1:23.120	11
3	75		Stuart THOMPSON	Caterham 7	16	22:18.816	1.075	0.633	66.68	1:22.809	5
4	74		James RUSSELL	Caterham 7	16	22:20.120	2.379	1.304	66.62	1:22.908	12
5	73		Graeme SMITH	Caterham 7	16	22:22.264	4.523	2.144	66.51	1:23.175	2
6	88		Thomas HARYETT	Caterham 7	16	22:39.472	21.731	17.208	65.67	1:24.046	3
7	80		Trevor HARBER	Caterham 7	16	22:41.666	23.925	2.194	65.56	1:23.593	2
8	84		Mark GIBSON	Caterham 7	16	22:41.990	24.249	0.324	65.55	1:24.358	4
9	90		Peter TATTERSALL	Caterham 7	16	23:05.305	47.564	23.315	64.44	1:24.758	2
10	83		Colin ROTHWELL	Caterham 7	16	23:22.788	1:05.047	17.483	63.64	1:26.507	16
11	91		Nigel LIDDELL	Caterham 7	16	23:23.747	1:06.006	0.959	63.60	1:26.652	3

FASTEST LAP

97	Justin COX	Caterham 7	14	1:22.653	67.51 mph	108.64 kph
----	------------	------------	----	----------	-----------	------------

Weather / Track : Brought / Dry

These results are provisional until the conclusion of any judicial and technical matters.

Anglesey Coastal

Circuit Length = 1.5500 miles

Start: 13:35 End: 13:58

Clerk of Course :

Timekeeper :

McMillan Motorsport Caterham Graduates - Classic

RACE 12 - LAP CHART

Lap 1			Lap 2			Lap 3			Lap 4			Lap 5		
No	Behind	Laptime	No	Behind	Laptime	No	Behind	Laptime	No	Behind	Laptime	No	Behind	Laptime
99		1:26.869	99		1:23.638	99		1:23.316	99		1:23.389	99		1:23.619
97	0.143	1:27.012	97	0.215	1:23.710	97	0.161	1:23.262	97	0.183	1:23.411	97	0.172	1:23.608
75	0.930	1:27.799	75	0.680	1:23.388	73	0.942	1:23.302	73	1.131	1:23.578	75	0.735	1:22.809
73	1.419	1:28.288	73	0.956	1:23.175	75	1.289	1:23.925	75	1.545	1:23.645	73	1.369	1:23.857
74	2.191	1:29.060	74	1.864	1:23.311	74	1.902	1:23.354	74	2.231	1:23.718	74	1.861	1:23.249
80	2.501	1:29.370	80	2.456	1:23.593	80	3.065	1:23.925	80	3.611	1:23.935	80	4.678	1:24.686
88	3.424	1:30.293	88	4.117	1:24.331	88	4.847	1:24.046	88	5.524	1:24.066	88	6.644	1:24.739
84	4.042	1:30.911	84	4.802	1:24.398	84	6.074	1:24.588	84	7.043	1:24.358	84	8.348	1:24.924
90	5.013	1:31.882	90	6.133	1:24.758	90	9.135	1:26.318	90	11.546	1:25.800	90	13.788	1:25.861
83	6.204	1:33.073	83	9.292	1:26.726	83	12.993	1:27.017	83	17.056	1:27.452	91	20.911	1:26.858
91	7.393	1:34.262	91	10.747	1:26.992	91	14.083	1:26.652	91	17.672	1:26.978	83	21.633	1:28.196

Weather / Track : Brought / Dry

Anglesey Coastal
Circuit Length = 1.5500 miles
Start: 13:35 End: 13:58

McMillan Motorsport Caterham Graduates - Classic

RACE 12 - LAP CHART

Lap 6			Lap 7			Lap 8			Lap 9			Lap 10		
No	Behind	Laptime	No	Behind	Laptime	No	Behind	Laptime	No	Behind	Laptime	No	Behind	Laptime
99		1:23.411	99		1:23.681	99		1:23.188	99		1:23.489	97		1:22.729
97	0.180	1:23.419	97	0.168	1:23.669	97	0.152	1:23.172	97	0.213	1:23.550	99	0.456	1:23.398
75	0.689	1:23.365	75	0.684	1:23.676	75	0.708	1:23.212	75	0.733	1:23.514	75	0.831	1:23.040
73	1.356	1:23.398	73	1.176	1:23.501	73	1.238	1:23.250	73	1.454	1:23.705	73	2.231	1:23.719
74	2.186	1:23.736	74	1.738	1:23.233	74	2.256	1:23.706	74	1.968	1:23.201	74	2.767	1:23.741
80	5.836	1:24.569	80	7.227	1:25.072	80	8.534	1:24.495	80	9.854	1:24.809	88	12.894	1:25.403
88	7.737	1:24.504	88	8.428	1:24.372	88	9.597	1:24.357	88	10.433	1:24.325	80	13.214	1:26.302
84	9.297	1:24.360	84	10.253	1:24.637	84	11.686	1:24.621	84	13.027	1:24.830	84	14.636	1:24.551
90	15.855	1:25.478	90	17.221	1:25.047	90	19.528	1:25.495	90	21.953	1:25.914	90	24.334	1:25.323
91	25.171	1:27.671	91	29.533	1:28.043	83	33.950	1:26.897	83	38.321	1:27.860	83	43.138	1:27.759
83	25.581	1:27.359	83	30.241	1:28.341	91	34.998	1:28.653	91	38.990	1:27.481	91	43.908	1:27.860

Weather / Track : Brought / Dry

Anglesey Coastal
Circuit Length = 1.5500 miles
Start: 13:35 End: 13:58

McMillan Motorsport Caterham Graduates - Classic

RACE 12 - LAP CHART

Lap 11			Lap 12			Lap 13			Lap 14			Lap 15		
No	Behind	Laptime	No	Behind	Laptime	No	Behind	Laptime	No	Behind	Laptime	No	Behind	Laptime
99		1:23.120	99		1:23.505	99		1:23.511	97		1:22.653	97		1:23.056
97	0.424	1:24.000	97	0.223	1:23.304	97	0.164	1:23.452	99	0.399	1:23.216	99	0.618	1:23.275
75	0.743	1:23.488	75	0.711	1:23.473	75	0.614	1:23.414	75	1.198	1:23.401	75	1.138	1:22.996
73	1.849	1:23.194	74	1.768	1:22.908	74	2.263	1:24.006	74	2.698	1:23.252	74	2.801	1:23.159
74	2.365	1:23.174	73	2.307	1:23.963	73	2.756	1:23.960	73	3.342	1:23.403	73	3.914	1:23.628
88	14.416	1:25.098	88	15.814	1:24.903	88	17.457	1:25.154	88	19.165	1:24.525	88	20.603	1:24.494
80	15.019	1:25.381	80	16.293	1:24.779	80	17.941	1:25.159	84	20.663	1:24.762	84	22.210	1:24.603
84	15.936	1:24.876	84	16.893	1:24.462	84	18.718	1:25.336	80	21.382	1:26.258	80	22.470	1:24.144
90	26.670	1:25.912	90	32.591	1:29.426	90	35.702	1:26.622	90	39.616	1:26.731	90	43.468	1:26.908
83	46.797	1:27.235	83	50.115	1:26.823	83	53.577	1:26.973	83	57.816	1:27.056	83	1:02.274	1:27.514
91	47.547	1:27.215	91	50.927	1:26.885	91	54.250	1:26.834	91	58.570	1:27.137	91	1:02.928	1:27.414

Weather / Track : Brought / Dry

Anglesey Coastal
Circuit Length = 1.5500 miles
Start: 13:35 End: 13:58

McMillan Motorsport Caterham Graduates - Classic
RACE 12 - LAP CHART

Lap 16		
No	Behind	Laptime
97		1:23.734
99	0.442	1:23.558
75	1.075	1:23.671
74	2.379	1:23.312
73	4.523	1:24.343
88	21.731	1:24.862
80	23.925	1:25.189
84	24.249	1:25.773
90	47.564	1:27.830
83	1:05.047	1:26.507
91	1:06.006	1:26.812

Weather / Track : Brought / Dry

Anglesey Coastal
Circuit Length = 1.5500 miles
Start: 13:35 End: 13:58

McMillan Motorsport Caterham Graduates - Classic

RACE 12 - LAP ANALYSIS

73	Graeme SMITH		Caterham 7				
1 -	1:28.288	+ 5.113	13:36:56.726	9 -	1:23.705	+ 0.530	13:48:04.492
2 -	1:23.175		13:38:19.901	10 -	1:23.719	+ 0.544	13:49:28.211
3 -	1:23.302	+ 0.127	13:39:43.203	11 -	1:23.194	+ 0.019	13:50:51.405
4 -	1:23.578	+ 0.403	13:41:06.781	12 -	1:23.963	+ 0.788	13:52:15.368
5 -	1:23.857	+ 0.682	13:42:30.638	13 -	1:23.960	+ 0.785	13:53:39.328
6 -	1:23.398	+ 0.223	13:43:54.036	14 -	1:23.403	+ 0.228	13:55:02.731
7 -	1:23.501	+ 0.326	13:45:17.537	15 -	1:23.628	+ 0.453	13:56:26.359
8 -	1:23.250	+ 0.075	13:46:40.787	16 -	1:24.343	+ 1.168	13:57:50.702
74	James RUSSELL		Caterham 7				
1 -	1:29.060	+ 6.152	13:36:57.498	9 -	1:23.201	+ 0.293	13:48:05.006
2 -	1:23.311	+ 0.403	13:38:20.809	10 -	1:23.741	+ 0.833	13:49:28.747
3 -	1:23.354	+ 0.446	13:39:44.163	11 -	1:23.174	+ 0.266	13:50:51.921
4 -	1:23.718	+ 0.810	13:41:07.881	12 -	1:22.908		13:52:14.829
5 -	1:23.249	+ 0.341	13:42:31.130	13 -	1:24.006	+ 1.098	13:53:38.835
6 -	1:23.736	+ 0.828	13:43:54.866	14 -	1:23.252	+ 0.344	13:55:02.087
7 -	1:23.233	+ 0.325	13:45:18.099	15 -	1:23.159	+ 0.251	13:56:25.246
8 -	1:23.706	+ 0.798	13:46:41.805	16 -	1:23.312	+ 0.404	13:57:48.558
75	Stuart THOMPSON		Caterham 7				
1 -	1:27.799	+ 4.990	13:36:56.237	9 -	1:23.514	+ 0.705	13:48:03.771
2 -	1:23.388	+ 0.579	13:38:19.625	10 -	1:23.040	+ 0.231	13:49:26.811
3 -	1:23.925	+ 1.116	13:39:43.550	11 -	1:23.488	+ 0.679	13:50:50.299
4 -	1:23.645	+ 0.836	13:41:07.195	12 -	1:23.473	+ 0.664	13:52:13.772
5 -	1:22.809		13:42:30.004	13 -	1:23.414	+ 0.605	13:53:37.186
6 -	1:23.365	+ 0.556	13:43:53.369	14 -	1:23.401	+ 0.592	13:55:00.587
7 -	1:23.676	+ 0.867	13:45:17.045	15 -	1:22.996	+ 0.187	13:56:23.583
8 -	1:23.212	+ 0.403	13:46:40.257	16 -	1:23.671	+ 0.862	13:57:47.254
80	Trevor HARBER		Caterham 7				
1 -	1:29.370	+ 5.777	13:36:57.808	9 -	1:24.809	+ 1.216	13:48:12.892
2 -	1:23.593		13:38:21.401	10 -	1:26.302	+ 2.709	13:49:39.194
3 -	1:23.925	+ 0.332	13:39:45.326	11 -	1:25.381	+ 1.788	13:51:04.575
4 -	1:23.935	+ 0.342	13:41:09.261	12 -	1:24.779	+ 1.186	13:52:29.354
5 -	1:24.686	+ 1.093	13:42:33.947	13 -	1:25.159	+ 1.566	13:53:54.513
6 -	1:24.569	+ 0.976	13:43:58.516	14 -	1:26.258	+ 2.665	13:55:20.771
7 -	1:25.072	+ 1.479	13:45:23.588	15 -	1:24.144	+ 0.551	13:56:44.915
8 -	1:24.495	+ 0.902	13:46:48.083	16 -	1:25.189	+ 1.596	13:58:10.104
83	Colin ROTHWELL		Caterham 7				
1 -	1:33.073	+ 6.566	13:37:01.511	9 -	1:27.860	+ 1.353	13:48:41.359
2 -	1:26.726	+ 0.219	13:38:28.237	10 -	1:27.759	+ 1.252	13:50:09.118
3 -	1:27.017	+ 0.510	13:39:55.254	11 -	1:27.235	+ 0.728	13:51:36.353
4 -	1:27.452	+ 0.945	13:41:22.706	12 -	1:26.823	+ 0.316	13:53:03.176
5 -	1:28.196	+ 1.689	13:42:50.902	13 -	1:26.973	+ 0.466	13:54:30.149
6 -	1:27.359	+ 0.852	13:44:18.261	14 -	1:27.056	+ 0.549	13:55:57.205
7 -	1:28.341	+ 1.834	13:45:46.602	15 -	1:27.514	+ 1.007	13:57:24.719
8 -	1:26.897	+ 0.390	13:47:13.499	16 -	1:26.507		13:58:51.226
84	Mark GIBSON		Caterham 7				
1 -	1:30.911	+ 6.553	13:36:59.349	9 -	1:24.830	+ 0.472	13:48:16.065
2 -	1:24.398	+ 0.040	13:38:23.747	10 -	1:24.551	+ 0.193	13:49:40.616
3 -	1:24.588	+ 0.230	13:39:48.335	11 -	1:24.876	+ 0.518	13:51:05.492
4 -	1:24.358		13:41:12.693	12 -	1:24.462	+ 0.104	13:52:29.954
5 -	1:24.924	+ 0.566	13:42:37.617	13 -	1:25.336	+ 0.978	13:53:55.290
6 -	1:24.360	+ 0.002	13:44:01.977	14 -	1:24.762	+ 0.404	13:55:20.052
7 -	1:24.637	+ 0.279	13:45:26.614	15 -	1:24.603	+ 0.245	13:56:44.655
8 -	1:24.621	+ 0.263	13:46:51.235	16 -	1:25.773	+ 1.415	13:58:10.428
88	Thomas HARYETT		Caterham 7				
1 -	1:30.293	+ 6.247	13:36:58.731	9 -	1:24.325	+ 0.279	13:48:13.471

Weather / Track : Brought / Dry

Anglesey Coastal
Circuit Length = 1.5500 miles
Start: 13:35 End: 13:58

McMillan Motorsport Caterham Graduates - Classic

RACE 12 - LAP ANALYSIS

2 -	1:24.331	+ 0.285	13:38:23.062	10 -	1:25.403	+ 1.357	13:49:38.874
3 -	1:24.046		13:39:47.108	11 -	1:25.098	+ 1.052	13:51:03.972
4 -	1:24.066	+ 0.020	13:41:11.174	12 -	1:24.903	+ 0.857	13:52:28.875
5 -	1:24.739	+ 0.693	13:42:35.913	13 -	1:25.154	+ 1.108	13:53:54.029
6 -	1:24.504	+ 0.458	13:44:00.417	14 -	1:24.525	+ 0.479	13:55:18.554
7 -	1:24.372	+ 0.326	13:45:24.789	15 -	1:24.494	+ 0.448	13:56:43.048
8 -	1:24.357	+ 0.311	13:46:49.146	16 -	1:24.862	+ 0.816	13:58:07.910
90	Peter TATTERSALL Caterham 7						
1 -	1:31.882	+ 7.124	13:37:00.320	9 -	1:25.914	+ 1.156	13:48:24.991
2 -	1:24.758		13:38:25.078	10 -	1:25.323	+ 0.565	13:49:50.314
3 -	1:26.318	+ 1.560	13:39:51.396	11 -	1:25.912	+ 1.154	13:51:16.226
4 -	1:25.800	+ 1.042	13:41:17.196	12 -	1:29.426	+ 4.668	13:52:45.652
5 -	1:25.861	+ 1.103	13:42:43.057	13 -	1:26.622	+ 1.864	13:54:12.274
6 -	1:25.478	+ 0.720	13:44:08.535	14 -	1:26.731	+ 1.973	13:55:39.005
7 -	1:25.047	+ 0.289	13:45:33.582	15 -	1:26.908	+ 2.150	13:57:05.913
8 -	1:25.495	+ 0.737	13:46:59.077	16 -	1:27.830	+ 3.072	13:58:33.743
91	Nigel LIDDELL Caterham 7						
1 -	1:34.262	+ 7.610	13:37:02.700	9 -	1:27.481	+ 0.829	13:48:42.028
2 -	1:26.992	+ 0.340	13:38:29.692	10 -	1:27.860	+ 1.208	13:50:09.888
3 -	1:26.652		13:39:56.344	11 -	1:27.215	+ 0.563	13:51:37.103
4 -	1:26.978	+ 0.326	13:41:23.322	12 -	1:26.885	+ 0.233	13:53:03.988
5 -	1:26.858	+ 0.206	13:42:50.180	13 -	1:26.834	+ 0.182	13:54:30.822
6 -	1:27.671	+ 1.019	13:44:17.851	14 -	1:27.137	+ 0.485	13:55:57.959
7 -	1:28.043	+ 1.391	13:45:45.894	15 -	1:27.414	+ 0.762	13:57:25.373
8 -	1:28.653	+ 2.001	13:47:14.547	16 -	1:26.812	+ 0.160	13:58:52.185
97	Justin COX Caterham 7						
1 -	1:27.012	+ 4.359	13:36:55.450	9 -	1:23.550	+ 0.897	13:48:03.251
2 -	1:23.710	+ 1.057	13:38:19.160	10 -	1:22.729	+ 0.076	13:49:25.980
3 -	1:23.262	+ 0.609	13:39:42.422	11 -	1:24.000	+ 1.347	13:50:49.980
4 -	1:23.411	+ 0.758	13:41:05.833	12 -	1:23.304	+ 0.651	13:52:13.284
5 -	1:23.608	+ 0.955	13:42:29.441	13 -	1:23.452	+ 0.799	13:53:36.736
6 -	1:23.419	+ 0.766	13:43:52.860	14 -	1:22.653		13:54:59.389
7 -	1:23.669	+ 1.016	13:45:16.529	15 -	1:23.056	+ 0.403	13:56:22.445
8 -	1:23.172	+ 0.519	13:46:39.701	16 -	1:23.734	+ 1.081	13:57:46.179
99	David PEARSON Caterham 7						
1 -	1:26.869	+ 3.749	13:36:55.307	9 -	1:23.489	+ 0.369	13:48:03.038
2 -	1:23.638	+ 0.518	13:38:18.945	10 -	1:23.398	+ 0.278	13:49:26.436
3 -	1:23.316	+ 0.196	13:39:42.261	11 -	1:23.120		13:50:49.556
4 -	1:23.389	+ 0.269	13:41:05.650	12 -	1:23.505	+ 0.385	13:52:13.061
5 -	1:23.619	+ 0.499	13:42:29.269	13 -	1:23.511	+ 0.391	13:53:36.572
6 -	1:23.411	+ 0.291	13:43:52.680	14 -	1:23.216	+ 0.096	13:54:59.788
7 -	1:23.681	+ 0.561	13:45:16.361	15 -	1:23.275	+ 0.155	13:56:23.063
8 -	1:23.188	+ 0.068	13:46:39.549	16 -	1:23.558	+ 0.438	13:57:46.621

Weather / Track : Brought / Dry

Anglesey Coastal
Circuit Length = 1.5500 miles
Start: 13:35 End: 13:58



McMILLAN MOTORSPORT CATERHAM GRADUATES CHAMPIONSHIP SUPER & SIGMA CLASS

Anglesey Circuit

16th & 17th June 2012



Results Provided by Timing Solutions Ltd
www.tsl-timing.com

McMillan Motorsport Caterham Graduates - Super/Sigma
QUALIFYING - RACE 8 - CLASSIFICATION

POS	NO	CL	NAME	ENTRY	TIME	ON	LAPS	GAP	DIFF	MPH
1	102		Dylan STANLEY	Caterham 7	1:54.955	8	8			65.76
2	122		Jon WOLFE	Caterham 7	1:55.636	8	8	0.681	0.681	65.37
3	103		Neil SHINNER	Caterham 7	1:55.778	6	8	0.823	0.142	65.29
4	104		Toby BRIANT	Caterham 7	1:57.330	6	8	2.375	1.552	64.43
5	171		Ian ANDERSON	Caterham 7	1:57.684	8	8	2.729	0.354	64.23
6	190		Simon PASHLEY	Caterham 7	1:58.737	7	8	3.782	1.053	63.66
7	155		Andrew SAGAR	Caterham 7	1:59.084	7	8	4.129	0.347	63.48
8	106		Charles ELLIOTT	Caterham 7	1:59.186	7	8	4.231	0.102	63.42
9	124		Martin COLLIER	Caterham 7	1:59.317	7	7	4.362	0.131	63.36
10	172		Ian DYBLE	Caterham 7	1:59.609	4	8	4.654	0.292	63.20
11	119		Anthony JAFFE	Caterham 7	1:59.761	7	8	4.806	0.152	63.12
12	128		Martin KAY	Caterham 7	1:59.806	7	8	4.851	0.045	63.10
13	107		Andy SKINNER	Caterham 7	2:00.178	7	7	5.223	0.372	62.90
14	112		Gareth CORDEY	Caterham 7	2:01.944	4	7	6.989	1.766	61.99
15	196		Matt SIVITER	Caterham 7	2:02.069	8	8	7.114	0.125	61.93
16	186		Adrian BIDDER	Caterham 7	2:02.322	8	8	7.367	0.253	61.80
17	173		John GIL	Caterham 7	2:03.629	6	7	8.674	1.307	61.15
18	131		Rob WINROW	Caterham 7	2:04.746	6	7	9.791	1.117	60.60
19	188		Alan DIXON	Caterham 7	2:05.396	7	7	10.441	0.650	60.28
20	121		Richard ORMSON	Caterham 7	2:06.862	7	7	11.907	1.466	59.59

Weather / Track : Cloudy / Drying
 These results are provisional until the conclusion of any judicial and technical matters.

Anglesey International GP
 Circuit Length = 2.1000 miles
 Start: 12:04 End: 12:21

Clerk of Course :		Timekeeper :
-------------------	--	--------------

McMillan Motorsport Caterham Graduates - Super/Sigma

QUALIFYING - RACE 8 - LAP ANALYSIS

102	Dylan STANLEY		Caterham 7				
1 -	2:02.417	+ 7.462	12:06:42.719	5 -	1:55.606	+ 0.651	12:14:30.454
2 -	1:58.495	+ 3.540	12:08:41.214	6 -	1:56.122	+ 1.167	12:16:26.576
3 -	1:56.834	+ 1.879	12:10:38.048	7 -	1:56.930	+ 1.975	12:18:23.506
4 -	1:56.800	+ 1.845	12:12:34.848	8 -	1:54.955		12:20:18.461
103	Neil SHINNER		Caterham 7				
1 -	2:01.796	+ 6.018	12:06:51.553	5 -	1:57.999	+ 2.221	12:14:48.565
2 -	2:04.097	+ 8.319	12:08:55.650	6 -	1:55.778		12:16:44.343
3 -	1:57.997	+ 2.219	12:10:53.647	7 -	1:56.393	+ 0.615	12:18:40.736
4 -	1:56.919	+ 1.141	12:12:50.566	8 -	1:56.556	+ 0.778	12:20:37.292
104	Toby BRIANT		Caterham 7				
1 -	2:02.163	+ 4.833	12:06:45.861	5 -	2:09.200	+ 11.870	12:14:55.196
2 -	1:59.331	+ 2.001	12:08:45.192	6 -	1:57.330		12:16:52.526
3 -	2:01.671	+ 4.341	12:10:46.863	7 -	1:58.489	+ 1.159	12:18:51.015
4 -	1:59.133	+ 1.803	12:12:45.996	8 -	2:15.598	+ 18.268	12:21:06.613
106	Charles ELLIOTT		Caterham 7				
1 -	2:07.511	+ 8.325	12:07:14.195	5 -	2:00.557	+ 1.371	12:15:20.525
2 -	2:02.864	+ 3.678	12:09:17.059	6 -	2:00.448	+ 1.262	12:17:20.973
3 -	2:01.552	+ 2.366	12:11:18.611	7 -	1:59.186		12:19:20.159
4 -	2:01.357	+ 2.171	12:13:19.968	8 -	1:59.646	+ 0.460	12:21:19.805
107	Andy SKINNER		Caterham 7				
1 -	2:07.091	+ 6.913	12:07:15.314	5 -	2:03.123	+ 2.945	12:15:26.192
2 -	2:03.441	+ 3.263	12:09:18.755	6 -	2:01.342	+ 1.164	12:17:27.534
3 -	2:02.745	+ 2.567	12:11:21.500	7 -	2:00.178		12:19:27.712
4 -	2:01.569	+ 1.391	12:13:23.069				
112	Gareth CORDEY		Caterham 7				
1 -	2:09.537	+ 7.593	12:07:13.331	5 -	2:02.000	+ 0.056	12:15:24.410
2 -	2:03.414	+ 1.470	12:09:16.745	6 -	2:04.479	+ 2.535	12:17:28.889
3 -	2:03.721	+ 1.777	12:11:20.466	7 -	2:02.935	+ 0.991	12:19:31.824
4 -	2:01.944		12:13:22.410				
119	Anthony JAFFE		Caterham 7				
1 -	2:06.588	+ 6.827	12:06:54.683	5 -	2:01.286	+ 1.525	12:15:02.480
2 -	2:02.853	+ 3.092	12:08:57.536	6 -	2:00.456	+ 0.695	12:17:02.936
3 -	2:01.365	+ 1.604	12:10:58.901	7 -	1:59.761		12:19:02.697
4 -	2:02.293	+ 2.532	12:13:01.194	8 -	2:00.661	+ 0.900	12:21:03.358
121	Richard ORMSON		Caterham 7				
1 -	2:20.952	+ 14.090	12:07:18.632	5 -	2:06.938	+ 0.076	12:15:55.847
2 -	2:12.378	+ 5.516	12:09:31.010	6 -	2:08.484	+ 1.622	12:18:04.331
3 -	2:08.590	+ 1.728	12:11:39.600	7 -	2:06.862		12:20:11.193
4 -	2:09.309	+ 2.447	12:13:48.909				
122	Jon WOLFE		Caterham 7				
1 -	2:02.954	+ 7.318	12:06:37.516	5 -	1:56.676	+ 1.040	12:14:28.924
2 -	1:58.855	+ 3.219	12:08:36.371	6 -	1:57.155	+ 1.519	12:16:26.079
3 -	1:58.368	+ 2.732	12:10:34.739	7 -	1:58.951	+ 3.315	12:18:25.030
4 -	1:57.509	+ 1.873	12:12:32.248	8 -	1:55.636		12:20:20.666
124	Martin COLLIER		Caterham 7				
1 -	2:08.160	+ 8.843	12:07:13.916	5 -	2:00.261	+ 0.944	12:15:44.685
2 -	2:27.404	+ 28.087	12:09:41.320	6 -	2:00.461	+ 1.144	12:17:45.146
3 -	2:01.418	+ 2.101	12:11:42.738	7 -	1:59.317		12:19:44.463
4 -	2:01.686	+ 2.369	12:13:44.424				

Weather / Track : Cloudy / Drying

Anglesey International GP
Circuit Length = 2.1000 miles
Start: 12:04 End: 12:21

McMillan Motorsport Caterham Graduates - Super/Sigma

QUALIFYING - RACE 8 - LAP ANALYSIS

128	Martin KAY		Caterham 7				
1 -	2:07.229	+ 7.423	12:07:09.933	5 -	2:00.763	+ 0.957	12:15:16.696
2 -	2:04.007	+ 4.201	12:09:13.940	6 -	2:00.382	+ 0.576	12:17:17.078
3 -	2:01.029	+ 1.223	12:11:14.969	7 -	1:59.806		12:19:16.884
4 -	2:00.964	+ 1.158	12:13:15.933	8 -	2:01.041	+ 1.235	12:21:17.925
131	Rob WINROW		Caterham 7				
1 -	2:13.510	+ 8.764	12:07:23.808	5 -	2:06.359	+ 1.613	12:15:53.200
2 -	2:08.242	+ 3.496	12:09:32.050	6 -	2:04.746		12:17:57.946
3 -	2:06.521	+ 1.775	12:11:38.571	7 -	2:05.386	+ 0.640	12:20:03.332
4 -	2:08.270	+ 3.524	12:13:46.841				
155	Andrew SAGAR		Caterham 7				
1 -	2:04.196	+ 5.112	12:06:58.597	5 -	2:00.006	+ 0.922	12:15:00.308
2 -	2:00.786	+ 1.702	12:08:59.383	6 -	2:00.943	+ 1.859	12:17:01.251
3 -	2:00.258	+ 1.174	12:10:59.641	7 -	1:59.084		12:19:00.335
4 -	2:00.661	+ 1.577	12:13:00.302	8 -	1:59.085	+ 0.001	12:20:59.420
171	Ian ANDERSON		Caterham 7				
1 -	2:01.579	+ 3.895	12:06:38.608	5 -	1:58.440	+ 0.756	12:14:34.710
2 -	1:59.559	+ 1.875	12:08:38.167	6 -	1:58.066	+ 0.382	12:16:32.776
3 -	1:58.699	+ 1.015	12:10:36.866	7 -	2:07.620	+ 9.936	12:18:40.396
4 -	1:59.404	+ 1.720	12:12:36.270	8 -	1:57.684		12:20:38.080
172	Ian DYBLE		Caterham 7				
1 -	2:02.519	+ 2.910	12:06:49.145	5 -	2:02.685	+ 3.076	12:14:52.731
2 -	2:01.441	+ 1.832	12:08:50.586	6 -	2:00.406	+ 0.797	12:16:53.137
3 -	1:59.851	+ 0.242	12:10:50.437	7 -	2:01.616	+ 2.007	12:18:54.753
4 -	1:59.609		12:12:50.046	8 -	1:59.834	+ 0.225	12:20:54.587
173	John GIL		Caterham 7				
1 -	2:16.158 P	+ 12.529	12:07:11.899	5 -	2:03.963	+ 0.334	12:15:56.735
2 -	2:28.317	+ 24.688	12:09:40.216	6 -	2:03.629		12:18:00.364
3 -	2:07.378	+ 3.749	12:11:47.594	7 -	2:04.255	+ 0.626	12:20:04.619
4 -	2:05.178	+ 1.549	12:13:52.772				
186	Adrian BIDDER		Caterham 7				
1 -	2:08.870	+ 6.548	12:06:51.339	5 -	2:03.303	+ 0.981	12:15:08.768
2 -	2:05.675	+ 3.353	12:08:57.014	6 -	2:02.704	+ 0.382	12:17:11.472
3 -	2:05.029	+ 2.707	12:11:02.043	7 -	2:03.256	+ 0.934	12:19:14.728
4 -	2:03.422	+ 1.100	12:13:05.465	8 -	2:02.322		12:21:17.050
188	Alan DIXON		Caterham 7				
1 -	2:15.795	+ 10.399	12:07:16.381	5 -	2:09.096	+ 3.700	12:15:48.644
2 -	2:08.524	+ 3.128	12:09:24.905	6 -	2:07.301	+ 1.905	12:17:55.945
3 -	2:06.788	+ 1.392	12:11:31.693	7 -	2:05.396		12:20:01.341
4 -	2:07.855	+ 2.459	12:13:39.548				
190	Simon PASHLEY		Caterham 7				
1 -	2:02.450	+ 3.713	12:06:47.092	5 -	2:00.469	+ 1.732	12:14:47.284
2 -	1:59.436	+ 0.699	12:08:46.528	6 -	1:59.662	+ 0.925	12:16:46.946
3 -	2:00.502	+ 1.765	12:10:47.030	7 -	1:58.737		12:18:45.683
4 -	1:59.785	+ 1.048	12:12:46.815	8 -	1:58.886	+ 0.149	12:20:44.569
196	Matt SIVITER		Caterham 7				
1 -	2:08.049	+ 5.980	12:06:46.935	5 -	2:02.405	+ 0.336	12:15:04.582
2 -	2:06.809	+ 4.740	12:08:53.744	6 -	2:02.948	+ 0.879	12:17:07.530
3 -	2:04.337	+ 2.268	12:10:58.081	7 -	2:02.951	+ 0.882	12:19:10.481
4 -	2:04.096	+ 2.027	12:13:02.177	8 -	2:02.069		12:21:12.550

Weather / Track : Cloudy / Drying


Anglesey International GP
Circuit Length = 2.1000 miles
Start: 12:04 End: 12:21

McMillan Motorsport Caterham Graduates - Super/Sigma

RACE 8 - GRID

ROW 12		2:05.396 188 Alan DIXON	
ROW 11	2:03.629 173 John GIL		2:02.322 186 Adrian BIDDER
ROW 10	2:02.069 196 Matt SIVITER	1:59.609 172 Ian DYBLE	
ROW 9	1:58.737 190 Simon PASHLEY		1:57.684 171 Ian ANDERSON
ROW 8			
ROW 7			2:06.862 121 Richard ORMSON
ROW 6	2:04.746 131 Rob WINROW	2:01.944 112 Gareth CORDEY	
ROW 5	2:00.178 107 Andy SKINNER		1:59.806 128 Martin KAY
ROW 4	1:59.761 119 Anthony JAFFE	1:59.317 124 Martin COLLIER	
ROW 3	1:59.186 106 Charles ELLIOTT		1:59.084 155 Andrew SAGAR
ROW 2	1:57.330 104 Toby BRIANT	1:55.778 103 Neil SHINNER	
ROW 1	1:55.636 122 Jon WOLFE		1:54.955 102 Dylan STANLEY

Pole



Anglesey International GP
Circuit Length = 2.1000 miles

These results are provisional until the conclusion of any judicial and technical matters.

Clerk of Course :		Timekeeper :
-------------------	--	--------------

McMillan Motorsport Caterham Graduates - Super/Sigma
RACE 8 - CLASSIFICATION

POS	NO	CL	NAME	ENTRY	LAPS	TIME	GAP	DIFF	MPH	BEST	ON
1	102		Dylan STANLEY	Caterham 7	13	22:31.639			72.71	1:43.116	10
2	103		Neil SHINNER	Caterham 7	13	22:31.810	0.171	0.171	72.70	1:42.489	4
3	106		Charles ELLIOTT	Caterham 7	13	22:33.044	1.405	1.234	72.63	1:43.138	7
4	122		Jon WOLFE	Caterham 7	13	22:37.589	5.950	4.545	72.39	1:42.712	8
5	107		Andy SKINNER	Caterham 7	13	22:46.753	15.114	9.164	71.90	1:43.637	7
6	119		Anthony JAFFE	Caterham 7	13	22:46.999	15.360	0.246	71.89	1:43.828	8
7	104		Toby BRIANT	Caterham 7	13	22:47.238	15.599	0.239	71.88	1:42.591	12
8	155		Andrew SAGAR	Caterham 7	13	22:49.581	17.942	2.343	71.75	1:43.734	10
9	124		Martin COLLIER	Caterham 7	13	22:56.759	25.120	7.178	71.38	1:44.395	7
10	112		Gareth CORDEY	Caterham 7	13	22:57.432	25.793	0.673	71.34	1:44.751	4
11	128		Martin KAY	Caterham 7	13	23:02.163	30.524	4.731	71.10	1:43.581	9
12	190	SIG	Simon PASHLEY	Caterham 7	13	23:19.045	47.406	16.882	70.24	1:43.556	5
13	171	SIG	Ian ANDERSON	Caterham 7	13	23:19.046	47.407	0.001	70.24	1:43.766	7
14	131		Rob WINROW	Caterham 7	13	23:29.529	57.890	10.483	69.72	1:46.143	4
15	172	SIG	Ian DYBLE	Caterham 7	13	23:32.527	1:00.888	2.998	69.57	1:44.957	13
16	173	SIG	John GIL	Caterham 7	13	23:32.974	1:01.335	0.447	69.55	1:45.017	9
17	196	SIG	Matt SIVITER	Caterham 7	13	23:45.209	1:13.570	12.235	68.95	1:44.844	11
18	186	SIG	Adrian BIDDER	Caterham 7	13	23:48.022	1:16.383	2.813	68.82	1:46.824	10
19	121		Richard ORMSON	Caterham 7	13	24:01.412	1:29.773	13.390	68.18	1:48.846	3
20	188	SIG	Alan DIXON	Caterham 7	13	24:12.537	1:40.898	11.125	67.66	1:48.425	6

FASTEST LAP

103	Neil SHINNER	Caterham 7	4	1:42.489	73.76 mph	118.71 kph
190	SIG Simon PASHLEY	Caterham 7	5	1:43.556	73.00 mph	117.48 kph

Weather / Track : Cloudy / Dry

These results are provisional until the conclusion of any judicial and technical matters.

Anglesey International GP
 Circuit Length = 2.1000 miles
 Start: 17:04 End: 17:28

Clerk of Course :		Timekeeper :	
-------------------	--	--------------	--

McMillan Motorsport Caterham Graduates - Super/Sigma

RACE 8 - LAP CHART

Lap 1			Lap 2			Lap 3			Lap 4			Lap 5		
No	Behind	Laptime	No	Behind	Laptime	No	Behind	Laptime	No	Behind	Laptime	No	Behind	Laptime
122		1:48.553	122		1:44.033	102		1:43.318	102		1:43.160	103		1:42.886
102	0.689	1:49.242	102	0.192	1:43.536	122	0.790	1:44.300	103	0.558	1:42.489	102	0.193	1:43.637
106	1.270	1:49.823	106	0.993	1:43.756	103	1.229	1:43.223	122	1.444	1:43.814	122	0.766	1:42.766
104	1.726	1:50.279	103	1.516	1:43.330	106	1.864	1:44.381	106	2.582	1:43.878	106	2.531	1:43.393
103	2.219	1:50.772	104	2.987	1:45.294	104	4.009	1:44.532	104	4.925	1:44.076	104	5.675	1:44.194
155	3.092	1:51.645	155	4.498	1:45.439	107	5.604	1:43.979	155	8.160	1:44.819	119	9.596	1:44.626
107	3.579	1:52.132	107	5.135	1:45.589	155	6.501	1:45.513	119	8.414	1:44.665	155	10.106	1:45.390
119	3.933	1:52.486	119	5.376	1:45.476	119	6.909	1:45.043	112	9.462	1:44.751	112	10.951	1:44.933
128	4.526	1:53.079	112	5.811	1:45.304	112	7.871	1:45.570	128	9.810	1:44.857	128	11.132	1:44.766
112	4.540	1:53.093	128	6.000	1:45.507	128	8.113	1:45.623	107	9.881	1:47.437	107	11.914	1:45.477
131	5.632	1:54.185	124	8.612	1:46.566	124	10.893	1:45.791	124	12.296	1:44.563	124	14.880	1:46.028
124	6.079	1:54.632	131	9.295	1:47.696	131	12.316	1:46.531	131	15.299	1:46.143	131	19.465	1:47.610
121	11.140	1:59.693	121	17.593	1:50.486	121	22.929	1:48.846	121	28.693	1:48.924	121	34.170	1:48.921
171	31.312	2:19.865	171	32.663	1:45.384	171	34.244	1:45.091	171	36.191	1:45.107	190	36.777	1:43.556
190	31.573	2:20.126	190	32.918	1:45.378	190	34.629	1:45.221	190	36.665	1:45.196	171	37.728	1:44.981
196	32.156	2:20.709	196	35.315	1:47.192	196	38.286	1:46.481	172	41.626	1:46.026	172	44.904	1:46.722
172	32.485	2:21.038	172	36.179	1:47.727	172	38.760	1:46.091	173	42.245	1:45.979	173	45.339	1:46.538
173	33.335	2:21.888	173	36.634	1:47.332	173	39.426	1:46.302	186	44.639	1:46.954	186	48.475	1:47.280
186	33.886	2:22.439	186	37.172	1:47.319	186	40.845	1:47.183	188	52.999	1:48.857	188	58.557	1:49.002
188	35.567	2:24.120	188	41.053	1:49.519	188	47.302	1:49.759	196	55.657	2:00.531	196	58.961	1:46.748

Weather / Track : Cloudy / Dry

Anglesey International GP
Circuit Length = 2.1000 miles
Start: 17:04 End: 17:28

McMillan Motorsport Caterham Graduates - Super/Sigma

RACE 8 - LAP CHART

Lap 6			Lap 7			Lap 8			Lap 9			Lap 10		
No	Behind	Laptime	No	Behind	Laptime	No	Behind	Laptime	No	Behind	Laptime	No	Behind	Laptime
103		1:43.475	103		1:43.261	103		1:43.410	103		1:44.062	102		1:43.116
102	0.245	1:43.527	102	0.597	1:43.613	122	0.283	1:42.712	102	0.153	1:43.798	103	0.679	1:43.948
122	1.053	1:43.762	122	0.981	1:43.189	102	0.417	1:43.230	106	1.538	1:43.513	106	1.802	1:43.533
106	2.365	1:43.309	106	2.242	1:43.138	106	2.087	1:43.255	122	6.758	1:50.537	122	7.012	1:43.523
119	10.927	1:44.806	119	12.303	1:44.637	119	12.721	1:43.828	119	13.189	1:44.530	119	13.797	1:43.877
155	12.004	1:45.373	155	13.295	1:44.552	155	13.684	1:43.799	107	14.328	1:44.330	107	14.778	1:43.719
112	12.630	1:45.154	107	13.505	1:43.637	107	14.060	1:43.965	155	14.627	1:45.005	155	15.092	1:43.734
107	13.129	1:44.690	112	14.137	1:44.768	128	16.319	1:45.405	128	15.838	1:43.581	104	16.608	1:42.999
128	13.337	1:45.680	128	14.324	1:44.248	112	16.957	1:46.230	104	16.878	1:43.865	128	16.765	1:44.196
104	16.691	1:54.491	104	17.218	1:43.788	104	17.075	1:43.267	112	17.918	1:45.023	112	19.511	1:44.862
124	17.221	1:45.816	124	18.355	1:44.395	124	19.879	1:44.934	124	20.527	1:44.710	124	21.970	1:44.712
131	23.522	1:47.532	131	28.722	1:48.461	131	34.902	1:49.590	190	39.937	1:44.161	171	42.422	1:45.069
190	37.500	1:44.198	190	38.216	1:43.977	171	39.703	1:44.213	171	40.622	1:44.981	190	42.871	1:46.203
171	38.395	1:44.142	171	38.900	1:43.766	190	39.838	1:45.032	131	41.362	1:50.522	131	44.674	1:46.581
121	40.633	1:49.938	121	47.507	1:50.135	172	52.561	1:45.424	172	53.718	1:45.219	172	56.273	1:45.824
172	48.055	1:46.626	172	50.547	1:45.753	173	53.190	1:45.520	173	54.145	1:45.017	173	56.680	1:45.804
173	48.500	1:46.636	173	51.080	1:45.841	121	55.624	1:51.527	186	1:02.775	1:46.905	186	1:06.330	1:46.824
186	52.354	1:47.354	186	56.414	1:47.321	186	59.932	1:46.928	121	1:03.799	1:52.237	196	1:09.182	1:44.983
196	1:02.146	1:46.660	196	1:04.878	1:45.993	196	1:06.490	1:45.022	196	1:07.468	1:45.040	121	1:11.662	1:51.132
188	1:03.507	1:48.425	188	1:08.994	1:48.748	188	1:14.012	1:48.428	188	1:18.778	1:48.828	188	1:24.522	1:49.013

Weather / Track : Cloudy / Dry

Anglesey International GP
Circuit Length = 2.1000 miles
Start: 17:04 End: 17:28

McMillan Motorsport Caterham Graduates - Super/Sigma
RACE 8 - LAP CHART

Lap 11			Lap 12			Lap 13		
No	Behind	Laptime	No	Behind	Laptime	No	Behind	Laptime
102		1:43.441	102		1:43.832	102		1:44.189
103	0.704	1:43.466	103	0.543	1:43.671	103	0.171	1:43.817
106	1.624	1:43.263	106	1.583	1:43.791	106	1.405	1:44.011
122	7.105	1:43.534	122	7.280	1:44.007	122	5.950	1:42.859
119	14.567	1:44.211	119	14.695	1:43.960	107	15.114	1:43.840
107	15.499	1:44.162	107	15.463	1:43.796	119	15.360	1:44.854
155	16.643	1:44.992	104	15.983	1:42.591	104	15.599	1:43.805
104	17.224	1:44.057	155	17.820	1:45.009	155	17.942	1:44.311
128	17.756	1:44.432	128	18.218	1:44.294	124	25.120	1:44.498
112	21.852	1:45.782	112	24.551	1:46.531	112	25.793	1:45.431
124	23.164	1:44.635	124	24.811	1:45.479	128	30.524	1:56.495
171	43.814	1:44.833	171	45.081	1:45.099	190	47.406	1:46.381
190	43.978	1:44.548	190	45.214	1:45.068	171	47.407	1:46.515
131	48.474	1:47.241	131	53.702	1:49.060	131	57.890	1:48.377
172	58.279	1:45.447	172	1:00.120	1:45.673	172	1:00.888	1:44.957
173	58.684	1:45.445	173	1:00.374	1:45.522	173	1:01.335	1:45.150
186	1:09.919	1:47.030	196	1:11.768	1:45.015	196	1:13.570	1:45.991
196	1:10.585	1:44.844	186	1:13.372	1:47.285	186	1:16.383	1:47.200
121	1:18.249	1:50.028	121	1:24.600	1:50.183	121	1:29.773	1:49.362
188	1:30.351	1:49.270	188	1:36.178	1:49.659	188	1:40.898	1:48.909

Weather / Track : Cloudy / Dry

Anglesey International GP
 Circuit Length = 2.1000 miles
 Start: 17:04 End: 17:28

McMillan Motorsport Caterham Graduates - Super/Sigma

RACE 8 - LAP ANALYSIS

102	Dylan STANLEY		Caterham 7				
1 -	1:49.242	+ 6.126	17:06:25.890	8 -	1:43.230	+ 0.114	17:18:29.911
2 -	1:43.536	+ 0.420	17:08:09.426	9 -	1:43.798	+ 0.682	17:20:13.709
3 -	1:43.318	+ 0.202	17:09:52.744	10 -	1:43.116		17:21:56.825
4 -	1:43.160	+ 0.044	17:11:35.904	11 -	1:43.441	+ 0.325	17:23:40.266
5 -	1:43.637	+ 0.521	17:13:19.541	12 -	1:43.832	+ 0.716	17:25:24.098
6 -	1:43.527	+ 0.411	17:15:03.068	13 -	1:44.189	+ 1.073	17:27:08.287
7 -	1:43.613	+ 0.497	17:16:46.681				
103	Neil SHINNER		Caterham 7				
1 -	1:50.772	+ 8.283	17:06:27.420	8 -	1:43.410	+ 0.921	17:18:29.494
2 -	1:43.330	+ 0.841	17:08:10.750	9 -	1:44.062	+ 1.573	17:20:13.556
3 -	1:43.223	+ 0.734	17:09:53.973	10 -	1:43.948	+ 1.459	17:21:57.504
4 -	1:42.489		17:11:36.462	11 -	1:43.466	+ 0.977	17:23:40.970
5 -	1:42.886	+ 0.397	17:13:19.348	12 -	1:43.671	+ 1.182	17:25:24.641
6 -	1:43.475	+ 0.986	17:15:02.823	13 -	1:43.817	+ 1.328	17:27:08.458
7 -	1:43.261	+ 0.772	17:16:46.084				
104	Toby BRIANT		Caterham 7				
1 -	1:50.279	+ 7.688	17:06:26.927	8 -	1:43.267	+ 0.676	17:18:46.569
2 -	1:45.294	+ 2.703	17:08:12.221	9 -	1:43.865	+ 1.274	17:20:30.434
3 -	1:44.532	+ 1.941	17:09:56.753	10 -	1:42.999	+ 0.408	17:22:13.433
4 -	1:44.076	+ 1.485	17:11:40.829	11 -	1:44.057	+ 1.466	17:23:57.490
5 -	1:44.194	+ 1.603	17:13:25.023	12 -	1:42.591		17:25:40.081
6 -	1:54.491	+ 11.900	17:15:19.514	13 -	1:43.805	+ 1.214	17:27:23.886
7 -	1:43.788	+ 1.197	17:17:03.302				
106	Charles ELLIOTT		Caterham 7				
1 -	1:49.823	+ 6.685	17:06:26.471	8 -	1:43.255	+ 0.117	17:18:31.581
2 -	1:43.756	+ 0.618	17:08:10.227	9 -	1:43.513	+ 0.375	17:20:15.094
3 -	1:44.381	+ 1.243	17:09:54.608	10 -	1:43.533	+ 0.395	17:21:58.627
4 -	1:43.878	+ 0.740	17:11:38.486	11 -	1:43.263	+ 0.125	17:23:41.890
5 -	1:43.393	+ 0.255	17:13:21.879	12 -	1:43.791	+ 0.653	17:25:25.681
6 -	1:43.309	+ 0.171	17:15:05.188	13 -	1:44.011	+ 0.873	17:27:09.692
7 -	1:43.138		17:16:48.326				
107	Andy SKINNER		Caterham 7				
1 -	1:52.132	+ 8.495	17:06:28.780	8 -	1:43.965	+ 0.328	17:18:43.554
2 -	1:45.589	+ 1.952	17:08:14.369	9 -	1:44.330	+ 0.693	17:20:27.884
3 -	1:43.979	+ 0.342	17:09:58.348	10 -	1:43.719	+ 0.082	17:22:11.603
4 -	1:47.437	+ 3.800	17:11:45.785	11 -	1:44.162	+ 0.525	17:23:55.765
5 -	1:45.477	+ 1.840	17:13:31.262	12 -	1:43.796	+ 0.159	17:25:39.561
6 -	1:44.690	+ 1.053	17:15:15.952	13 -	1:43.840	+ 0.203	17:27:23.401
7 -	1:43.637		17:16:59.589				
112	Gareth CORDEY		Caterham 7				
1 -	1:53.093	+ 8.342	17:06:29.741	8 -	1:46.230	+ 1.479	17:18:46.451
2 -	1:45.304	+ 0.553	17:08:15.045	9 -	1:45.023	+ 0.272	17:20:31.474
3 -	1:45.570	+ 0.819	17:10:00.615	10 -	1:44.862	+ 0.111	17:22:16.336
4 -	1:44.751		17:11:45.366	11 -	1:45.782	+ 1.031	17:24:02.118
5 -	1:44.933	+ 0.182	17:13:30.299	12 -	1:46.531	+ 1.780	17:25:48.649
6 -	1:45.154	+ 0.403	17:15:15.453	13 -	1:45.431	+ 0.680	17:27:34.080
7 -	1:44.768	+ 0.017	17:17:00.221				
119	Anthony JAFFE		Caterham 7				
1 -	1:52.486	+ 8.658	17:06:29.134	8 -	1:43.828		17:18:42.215
2 -	1:45.476	+ 1.648	17:08:14.610	9 -	1:44.530	+ 0.702	17:20:26.745
3 -	1:45.043	+ 1.215	17:09:59.653	10 -	1:43.877	+ 0.049	17:22:10.622
4 -	1:44.665	+ 0.837	17:11:44.318	11 -	1:44.211	+ 0.383	17:23:54.833
5 -	1:44.626	+ 0.798	17:13:28.944	12 -	1:43.960	+ 0.132	17:25:38.793
6 -	1:44.806	+ 0.978	17:15:13.750	13 -	1:44.854	+ 1.026	17:27:23.647
7 -	1:44.637	+ 0.809	17:16:58.387				

Weather / Track : Cloudy / Dry

Anglesey International GP
Circuit Length = 2.1000 miles
Start: 17:04 End: 17:28

McMillan Motorsport Caterham Graduates - Super/Sigma

RACE 8 - LAP ANALYSIS

121	Richard ORMSON		Caterham 7				
1 -	1:59.693	+ 10.847	17:06:36.341	8 -	1:51.527	+ 2.681	17:19:25.118
2 -	1:50.486	+ 1.640	17:08:26.827	9 -	1:52.237	+ 3.391	17:21:17.355
3 -	1:48.846		17:10:15.673	10 -	1:51.132	+ 2.286	17:23:08.487
4 -	1:48.924	+ 0.078	17:12:04.597	11 -	1:50.028	+ 1.182	17:24:58.515
5 -	1:48.921	+ 0.075	17:13:53.518	12 -	1:50.183	+ 1.337	17:26:48.698
6 -	1:49.938	+ 1.092	17:15:43.456	13 -	1:49.362	+ 0.516	17:28:38.060
7 -	1:50.135	+ 1.289	17:17:33.591				
122	Jon WOLFE		Caterham 7				
1 -	1:48.553	+ 5.841	17:06:25.201	8 -	1:42.712		17:18:29.777
2 -	1:44.033	+ 1.321	17:08:09.234	9 -	1:50.537	+ 7.825	17:20:20.314
3 -	1:44.300	+ 1.588	17:09:53.534	10 -	1:43.523	+ 0.811	17:22:03.837
4 -	1:43.814	+ 1.102	17:11:37.348	11 -	1:43.534	+ 0.822	17:23:47.371
5 -	1:42.766	+ 0.054	17:13:20.114	12 -	1:44.007	+ 1.295	17:25:31.378
6 -	1:43.762	+ 1.050	17:15:03.876	13 -	1:42.859	+ 0.147	17:27:14.237
7 -	1:43.189	+ 0.477	17:16:47.065				
124	Martin COLLIER		Caterham 7				
1 -	1:54.632	+ 10.237	17:06:31.280	8 -	1:44.934	+ 0.539	17:18:49.373
2 -	1:46.566	+ 2.171	17:08:17.846	9 -	1:44.710	+ 0.315	17:20:34.083
3 -	1:45.791	+ 1.396	17:10:03.637	10 -	1:44.712	+ 0.317	17:22:18.795
4 -	1:44.563	+ 0.168	17:11:48.200	11 -	1:44.635	+ 0.240	17:24:03.430
5 -	1:46.028	+ 1.633	17:13:34.228	12 -	1:45.479	+ 1.084	17:25:48.909
6 -	1:45.816	+ 1.421	17:15:20.044	13 -	1:44.498	+ 0.103	17:27:33.407
7 -	1:44.395		17:17:04.439				
128	Martin KAY		Caterham 7				
1 -	1:53.079	+ 9.498	17:06:29.727	8 -	1:45.405	+ 1.824	17:18:45.813
2 -	1:45.507	+ 1.926	17:08:15.234	9 -	1:43.581		17:20:29.394
3 -	1:45.623	+ 2.042	17:10:00.857	10 -	1:44.196	+ 0.615	17:22:13.590
4 -	1:44.857	+ 1.276	17:11:45.714	11 -	1:44.432	+ 0.851	17:23:58.022
5 -	1:44.766	+ 1.185	17:13:30.480	12 -	1:44.294	+ 0.713	17:25:42.316
6 -	1:45.680	+ 2.099	17:15:16.160	13 -	1:56.495	+ 12.914	17:27:38.811
7 -	1:44.248	+ 0.667	17:17:00.408				
131	Rob WINROW		Caterham 7				
1 -	1:54.185	+ 8.042	17:06:30.833	8 -	1:49.590	+ 3.447	17:19:04.396
2 -	1:47.696	+ 1.553	17:08:18.529	9 -	1:50.522	+ 4.379	17:20:54.918
3 -	1:46.531	+ 0.388	17:10:05.060	10 -	1:46.581	+ 0.438	17:22:41.499
4 -	1:46.143		17:11:51.203	11 -	1:47.241	+ 1.098	17:24:28.740
5 -	1:47.610	+ 1.467	17:13:38.813	12 -	1:49.060	+ 2.917	17:26:17.800
6 -	1:47.532	+ 1.389	17:15:26.345	13 -	1:48.377	+ 2.234	17:28:06.177
7 -	1:48.461	+ 2.318	17:17:14.806				
155	Andrew SAGAR		Caterham 7				
1 -	1:51.645	+ 7.911	17:06:28.293	8 -	1:43.799	+ 0.065	17:18:43.178
2 -	1:45.439	+ 1.705	17:08:13.732	9 -	1:45.005	+ 1.271	17:20:28.183
3 -	1:45.513	+ 1.779	17:09:59.245	10 -	1:43.734		17:22:11.917
4 -	1:44.819	+ 1.085	17:11:44.064	11 -	1:44.992	+ 1.258	17:23:56.909
5 -	1:45.390	+ 1.656	17:13:29.454	12 -	1:45.009	+ 1.275	17:25:41.918
6 -	1:45.373	+ 1.639	17:15:14.827	13 -	1:44.311	+ 0.577	17:27:26.229
7 -	1:44.552	+ 0.818	17:16:59.379				
171	Ian ANDERSON		SIG Caterham 7				
1 -	2:19.865	+ 36.099	17:06:56.513	8 -	1:44.213	+ 0.447	17:19:09.197
2 -	1:45.384	+ 1.618	17:08:41.897	9 -	1:44.981	+ 1.215	17:20:54.178
3 -	1:45.091	+ 1.325	17:10:26.988	10 -	1:45.069	+ 1.303	17:22:39.247
4 -	1:45.107	+ 1.341	17:12:12.095	11 -	1:44.833	+ 1.067	17:24:24.080
5 -	1:44.981	+ 1.215	17:13:57.076	12 -	1:45.099	+ 1.333	17:26:09.179
6 -	1:44.142	+ 0.376	17:15:41.218	13 -	1:46.515	+ 2.749	17:27:55.694
7 -	1:43.766		17:17:24.984				

Weather / Track : Cloudy / Dry

Anglesey International GP
Circuit Length = 2.1000 miles
Start: 17:04 End: 17:28

McMillan Motorsport Caterham Graduates - Super/Sigma

RACE 8 - LAP ANALYSIS

172	Ian DYBLE		SIG Caterham 7				
1 -	2:21.038	+ 36.081	17:06:57.686	8 -	1:45.424	+ 0.467	17:19:22.055
2 -	1:47.727	+ 2.770	17:08:45.413	9 -	1:45.219	+ 0.262	17:21:07.274
3 -	1:46.091	+ 1.134	17:10:31.504	10 -	1:45.824	+ 0.867	17:22:53.098
4 -	1:46.026	+ 1.069	17:12:17.530	11 -	1:45.447	+ 0.490	17:24:38.545
5 -	1:46.722	+ 1.765	17:14:04.252	12 -	1:45.673	+ 0.716	17:26:24.218
6 -	1:46.626	+ 1.669	17:15:50.878	13 -	1:44.957		17:28:09.175
7 -	1:45.753	+ 0.796	17:17:36.631				
173	John GIL		SIG Caterham 7				
1 -	2:21.888	+ 36.871	17:06:58.536	8 -	1:45.520	+ 0.503	17:19:22.684
2 -	1:47.332	+ 2.315	17:08:45.868	9 -	1:45.017		17:21:07.701
3 -	1:46.302	+ 1.285	17:10:32.170	10 -	1:45.804	+ 0.787	17:22:53.505
4 -	1:45.979	+ 0.962	17:12:18.149	11 -	1:45.445	+ 0.428	17:24:38.950
5 -	1:46.538	+ 1.521	17:14:04.687	12 -	1:45.522	+ 0.505	17:26:24.472
6 -	1:46.636	+ 1.619	17:15:51.323	13 -	1:45.150	+ 0.133	17:28:09.622
7 -	1:45.841	+ 0.824	17:17:37.164				
186	Adrian BIDDER		SIG Caterham 7				
1 -	2:22.439	+ 35.615	17:06:59.087	8 -	1:46.928	+ 0.104	17:19:29.426
2 -	1:47.319	+ 0.495	17:08:46.406	9 -	1:46.905	+ 0.081	17:21:16.331
3 -	1:47.183	+ 0.359	17:10:33.589	10 -	1:46.824		17:23:03.155
4 -	1:46.954	+ 0.130	17:12:20.543	11 -	1:47.030	+ 0.206	17:24:50.185
5 -	1:47.280	+ 0.456	17:14:07.823	12 -	1:47.285	+ 0.461	17:26:37.470
6 -	1:47.354	+ 0.530	17:15:55.177	13 -	1:47.200	+ 0.376	17:28:24.670
7 -	1:47.321	+ 0.497	17:17:42.498				
188	Alan DIXON		SIG Caterham 7				
1 -	2:24.120	+ 35.695	17:07:00.768	8 -	1:48.428	+ 0.003	17:19:43.506
2 -	1:49.519	+ 1.094	17:08:50.287	9 -	1:48.828	+ 0.403	17:21:32.334
3 -	1:49.759	+ 1.334	17:10:40.046	10 -	1:49.013	+ 0.588	17:23:21.347
4 -	1:48.857	+ 0.432	17:12:28.903	11 -	1:49.270	+ 0.845	17:25:10.617
5 -	1:49.002	+ 0.577	17:14:17.905	12 -	1:49.659	+ 1.234	17:27:00.276
6 -	1:48.425		17:16:06.330	13 -	1:48.909	+ 0.484	17:28:49.185
7 -	1:48.748	+ 0.323	17:17:55.078				
190	Simon PASHLEY		SIG Caterham 7				
1 -	2:20.126	+ 36.570	17:06:56.774	8 -	1:45.032	+ 1.476	17:19:09.332
2 -	1:45.378	+ 1.822	17:08:42.152	9 -	1:44.161	+ 0.605	17:20:53.493
3 -	1:45.221	+ 1.665	17:10:27.373	10 -	1:46.203	+ 2.647	17:22:39.696
4 -	1:45.196	+ 1.640	17:12:12.569	11 -	1:44.548	+ 0.992	17:24:24.244
5 -	1:43.556		17:13:56.125	12 -	1:45.068	+ 1.512	17:26:09.312
6 -	1:44.198	+ 0.642	17:15:40.323	13 -	1:46.381	+ 2.825	17:27:55.693
7 -	1:43.977	+ 0.421	17:17:24.300				
196	Matt SIVITER		SIG Caterham 7				
1 -	2:20.709	+ 35.865	17:06:57.357	8 -	1:45.022	+ 0.178	17:19:35.984
2 -	1:47.192	+ 2.348	17:08:44.549	9 -	1:45.040	+ 0.196	17:21:21.024
3 -	1:46.481	+ 1.637	17:10:31.030	10 -	1:44.983	+ 0.139	17:23:06.007
4 -	2:00.531	+ 15.687	17:12:31.561	11 -	1:44.844		17:24:50.851
5 -	1:46.748	+ 1.904	17:14:18.309	12 -	1:45.015	+ 0.171	17:26:35.866
6 -	1:46.660	+ 1.816	17:16:04.969	13 -	1:45.991	+ 1.147	17:28:21.857
7 -	1:45.993	+ 1.149	17:17:50.962				

Weather / Track : Cloudy / Dry

Anglesey International GP
Circuit Length = 2.1000 miles
Start: 17:04 End: 17:28

McMillan Motorsport Caterham Graduates - Super/Sigma
QUALIFYING - RACE 15 - CLASSIFICATION

POS	NO	CL	NAME	ENTRY	TIME	ON	LAPS	GAP	DIFF	MPH
1	102		Dylan STANLEY	Caterham 7	1:16.995	12	12			72.47
2	122		Jon WOLFE	Caterham 7	1:17.156	12	12	0.161	0.161	72.32
3	103		Neil SHINNER	Caterham 7	1:17.333	8	11	0.338	0.177	72.15
4	106		Charles ELLIOTT	Caterham 7	1:17.536	8	12	0.541	0.203	71.96
5	104		Toby BRIANT	Caterham 7	1:17.555	6	11	0.560	0.019	71.94
6	190	SIG	Simon PASHLEY	Caterham 7	1:17.803	3	6	0.808	0.248	71.72
7	107		Andy SKINNER	Caterham 7	1:17.866	11	12	0.871	0.063	71.66
8	171	SIG	Ian ANDERSON	Caterham 7	1:17.999	11	11	1.004	0.133	71.53
9	124		Martin COLLIER	Caterham 7	1:18.107	5	11	1.112	0.108	71.44
10	128		Martin KAY	Caterham 7	1:18.459	9	11	1.464	0.352	71.12
11	119		Anthony JAFFE	Caterham 7	1:18.657	8	11	1.662	0.198	70.94
12	112		Gareth CORDEY	Caterham 7	1:18.869	3	11	1.874	0.212	70.75
13	199	SIG	Matt SIVITER	Caterham 7	1:19.001	4	11	2.006	0.132	70.63
14	173	SIG	John GIL	Caterham 7	1:19.064	8	11	2.069	0.063	70.57
15	155		Andrew SAGAR	Caterham 7	1:19.185	10	11	2.190	0.121	70.46
16	172	SIG	Ian DYBLE	Caterham 7	1:19.680	7	11	2.685	0.495	70.03
17	186	SIG	Adrian BIDDER	Caterham 7	1:20.214	8	11	3.219	0.534	69.56
18	188	SIG	Alan DIXON	Caterham 7	1:21.438	11	11	4.443	1.224	68.51
19	121		Richard ORMSON	Caterham 7	1:22.578	4	11	5.583	1.140	67.57

Weather / Track : Cloudy / Dry
 These results are provisional until the conclusion of any judicial and technical matters.

Anglesey Coastal
 Circuit Length = 1.5500 miles
 Start: 11:20 End: 11:36

Clerk of Course :		Timekeeper :
-------------------	--	--------------

McMillan Motorsport Caterham Graduates - Super/Sigma

QUALIFYING - RACE 15 - LAP ANALYSIS

102	Dylan STANLEY			Caterham 7			
1 -	1:21.716	+ 4.721	11:21:50.632	7 -	1:18.149	+ 1.154	11:29:39.714
2 -	1:19.402	+ 2.407	11:23:10.034	8 -	1:17.499	+ 0.504	11:30:57.213
3 -	1:17.488	+ 0.493	11:24:27.522	9 -	1:23.610	+ 6.615	11:32:20.823
4 -	1:18.502	+ 1.507	11:25:46.024	10 -	1:17.986	+ 0.991	11:33:38.809
5 -	1:17.915	+ 0.920	11:27:03.939	11 -	1:18.087	+ 1.092	11:34:56.896
6 -	1:17.626	+ 0.631	11:28:21.565	12 -	1:16.995		11:36:13.891
103	Neil SHINNER			Caterham 7			
1 -	1:21.744	+ 4.411	11:22:03.829	7 -	1:18.647	+ 1.314	11:30:00.820
2 -	1:17.967	+ 0.634	11:23:21.796	8 -	1:17.333		11:31:18.153
3 -	1:17.685	+ 0.352	11:24:39.481	9 -	1:33.814	+ 16.481	11:32:51.967
4 -	1:17.391	+ 0.058	11:25:56.872	10 -	1:18.373	+ 1.040	11:34:10.340
5 -	1:27.645	+ 10.312	11:27:24.517	11 -	1:17.621	+ 0.288	11:35:27.961
6 -	1:17.656	+ 0.323	11:28:42.173				
104	Toby BRIANT			Caterham 7			
1 -	1:24.020	+ 6.465	11:22:10.047	7 -	1:18.615	+ 1.060	11:30:00.265
2 -	1:19.104	+ 1.549	11:23:29.151	8 -	1:18.367	+ 0.812	11:31:18.632
3 -	1:18.673	+ 1.118	11:24:47.824	9 -	1:18.161	+ 0.606	11:32:36.793
4 -	1:18.020	+ 0.465	11:26:05.844	10 -	1:18.227	+ 0.672	11:33:55.020
5 -	1:18.251	+ 0.696	11:27:24.095	11 -	1:18.233	+ 0.678	11:35:13.253
6 -	1:17.555		11:28:41.650				
106	Charles ELLIOTT			Caterham 7			
1 -	1:24.917	+ 7.381	11:21:48.393	7 -	1:17.780	+ 0.244	11:29:42.803
2 -	1:19.994	+ 2.458	11:23:08.387	8 -	1:17.536		11:31:00.339
3 -	1:18.680	+ 1.144	11:24:27.067	9 -	1:18.795	+ 1.259	11:32:19.134
4 -	1:18.490	+ 0.954	11:25:45.557	10 -	1:18.523	+ 0.987	11:33:37.657
5 -	1:19.784	+ 2.248	11:27:05.341	11 -	1:20.359	+ 2.823	11:34:58.016
6 -	1:19.682	+ 2.146	11:28:25.023	12 -	1:17.924	+ 0.388	11:36:15.940
107	Andy SKINNER			Caterham 7			
1 -	1:24.808	+ 6.942	11:21:49.625	7 -	1:18.068	+ 0.202	11:29:43.567
2 -	1:19.823	+ 1.957	11:23:09.448	8 -	1:17.910	+ 0.044	11:31:01.477
3 -	1:19.060	+ 1.194	11:24:28.508	9 -	1:18.169	+ 0.303	11:32:19.646
4 -	1:18.730	+ 0.864	11:25:47.238	10 -	1:18.475	+ 0.609	11:33:38.121
5 -	1:19.788	+ 1.922	11:27:07.026	11 -	1:17.866		11:34:55.987
6 -	1:18.473	+ 0.607	11:28:25.499	12 -	1:19.199	+ 1.333	11:36:15.186
112	Gareth CORDEY			Caterham 7			
1 -	1:22.451	+ 3.582	11:21:50.331	7 -	1:19.543	+ 0.674	11:29:47.805
2 -	1:21.147	+ 2.278	11:23:11.478	8 -	1:19.619	+ 0.750	11:31:07.424
3 -	1:18.869		11:24:30.347	9 -	1:19.261	+ 0.392	11:32:26.685
4 -	1:19.099	+ 0.230	11:25:49.446	10 -	1:19.401	+ 0.532	11:33:46.086
5 -	1:19.152	+ 0.283	11:27:08.598	11 -	1:19.631	+ 0.762	11:35:05.717
6 -	1:19.664	+ 0.795	11:28:28.262				
119	Anthony JAFFE			Caterham 7			
1 -	1:25.086	+ 6.429	11:22:08.870	7 -	1:19.068	+ 0.411	11:30:06.489
2 -	1:19.863	+ 1.206	11:23:28.733	8 -	1:18.657		11:31:25.146
3 -	1:20.324	+ 1.667	11:24:49.057	9 -	1:19.855	+ 1.198	11:32:45.001
4 -	1:19.235	+ 0.578	11:26:08.292	10 -	1:19.512	+ 0.855	11:34:04.513
5 -	1:19.914	+ 1.257	11:27:28.206	11 -	1:20.059	+ 1.402	11:35:24.572
6 -	1:19.215	+ 0.558	11:28:47.421				
121	Richard ORMSON			Caterham 7			
1 -	1:30.421	+ 7.843	11:22:02.623	7 -	1:22.851	+ 0.273	11:30:31.914
2 -	1:32.942	+ 10.364	11:23:35.565	8 -	1:24.010	+ 1.432	11:31:55.924
3 -	1:23.993	+ 1.415	11:24:59.558	9 -	1:23.706	+ 1.128	11:33:19.630
4 -	1:22.578		11:26:22.136	10 -	1:23.836	+ 1.258	11:34:43.466
5 -	1:23.654	+ 1.076	11:27:45.790	11 -	1:22.634	+ 0.056	11:36:06.100

Weather / Track : Cloudy / Dry

Anglesey Coastal
Circuit Length = 1.5500 miles
Start: 11:20 End: 11:36

McMillan Motorsport Caterham Graduates - Super/Sigma

QUALIFYING - RACE 15 - LAP ANALYSIS

6 -	1:23.273	+ 0.695	11:29:09.063			
122	Jon WOLFE		Caterham 7			
1 -	1:21.799	+ 4.643	11:21:42.549	7 -	1:17.913	+ 0.757 11:29:42.158
2 -	1:18.926	+ 1.770	11:23:01.475	8 -	1:17.167	+ 0.011 11:30:59.325
3 -	1:18.334	+ 1.178	11:24:19.809	9 -	1:19.369	+ 2.213 11:32:18.694
4 -	1:25.015	+ 7.859	11:25:44.824	10 -	1:20.855	+ 3.699 11:33:39.549
5 -	1:21.768	+ 4.612	11:27:06.592	11 -	1:17.760	+ 0.604 11:34:57.309
6 -	1:17.653	+ 0.497	11:28:24.245	12 -	1:17.156	11:36:14.465
124	Martin COLLIER		Caterham 7			
1 -	1:25.676	+ 7.569	11:22:10.538	7 -	1:19.200	+ 1.093 11:30:05.014
2 -	1:20.531	+ 2.424	11:23:31.069	8 -	1:18.159	+ 0.052 11:31:23.173
3 -	1:18.995	+ 0.888	11:24:50.064	9 -	1:23.993	+ 5.886 11:32:47.166
4 -	1:18.911	+ 0.804	11:26:08.975	10 -	1:19.508	+ 1.401 11:34:06.674
5 -	1:18.107		11:27:27.082	11 -	1:19.755	+ 1.648 11:35:26.429
6 -	1:18.732	+ 0.625	11:28:45.814			
128	Martin KAY		Caterham 7			
1 -	1:22.940	+ 4.481	11:21:49.906	7 -	1:18.839	+ 0.380 11:29:50.208
2 -	1:19.770	+ 1.311	11:23:09.676	8 -	1:18.999	+ 0.540 11:31:09.207
3 -	1:19.740	+ 1.281	11:24:29.416	9 -	1:18.459	11:32:27.666
4 -	1:18.533	+ 0.074	11:25:47.949	10 -	1:19.326	+ 0.867 11:33:46.992
5 -	1:19.534	+ 1.075	11:27:07.483	11 -	1:19.073	+ 0.614 11:35:06.065
6 -	1:23.886	+ 5.427	11:28:31.369			
155	Andrew SAGAR		Caterham 7			
1 -	1:25.661	+ 6.476	11:21:47.942	7 -	1:20.013	+ 0.828 11:29:53.747
2 -	1:26.441	+ 7.256	11:23:14.383	8 -	1:19.202	+ 0.017 11:31:12.949
3 -	1:20.247	+ 1.062	11:24:34.630	9 -	1:19.212	+ 0.027 11:32:32.161
4 -	1:19.991	+ 0.806	11:25:54.621	10 -	1:19.185	11:33:51.346
5 -	1:19.497	+ 0.312	11:27:14.118	11 -	1:19.205	+ 0.020 11:35:10.551
6 -	1:19.616	+ 0.431	11:28:33.734			
171	Ian ANDERSON		SIG Caterham 7			
1 -	1:23.356	+ 5.357	11:22:04.665	7 -	1:19.765	+ 1.766 11:30:00.098
2 -	1:20.397	+ 2.398	11:23:25.062	8 -	1:19.304	+ 1.305 11:31:19.402
3 -	1:18.164	+ 0.165	11:24:43.226	9 -	1:18.334	+ 0.335 11:32:37.736
4 -	1:19.358	+ 1.359	11:26:02.584	10 -	1:18.141	+ 0.142 11:33:55.877
5 -	1:19.282	+ 1.283	11:27:21.866	11 -	1:17.999	11:35:13.876
6 -	1:18.467	+ 0.468	11:28:40.333			
172	Ian DYBLE		SIG Caterham 7			
1 -	1:24.258	+ 4.578	11:22:03.643	7 -	1:19.680	11:30:04.333
2 -	1:20.723	+ 1.043	11:23:24.366	8 -	1:19.745	+ 0.065 11:31:24.078
3 -	1:20.529	+ 0.849	11:24:44.895	9 -	1:20.280	+ 0.600 11:32:44.358
4 -	1:19.687	+ 0.007	11:26:04.582	10 -	1:19.872	+ 0.192 11:34:04.230
5 -	1:19.742	+ 0.062	11:27:24.324	11 -	1:21.209	+ 1.529 11:35:25.439
6 -	1:20.329	+ 0.649	11:28:44.653			
173	John GIL		SIG Caterham 7			
1 -	1:25.349	+ 6.285	11:22:02.646	7 -	1:20.457	+ 1.393 11:30:05.570
2 -	1:21.250	+ 2.186	11:23:23.896	8 -	1:19.064	11:31:24.634
3 -	1:20.428	+ 1.364	11:24:44.324	9 -	1:21.006	+ 1.942 11:32:45.640
4 -	1:20.792	+ 1.728	11:26:05.116	10 -	1:19.557	+ 0.493 11:34:05.197
5 -	1:19.982	+ 0.918	11:27:25.098	11 -	1:20.746	+ 1.682 11:35:25.943
6 -	1:20.015	+ 0.951	11:28:45.113			
186	Adrian BIDDER		SIG Caterham 7			
1 -	1:27.333	+ 7.119	11:22:06.246	7 -	1:20.865	+ 0.651 11:30:15.209
2 -	1:25.529	+ 5.315	11:23:31.775	8 -	1:20.214	11:31:35.423
3 -	1:20.330	+ 0.116	11:24:52.105	9 -	1:20.375	+ 0.161 11:32:55.798
4 -	1:20.947	+ 0.733	11:26:13.052	10 -	1:20.655	+ 0.441 11:34:16.453

Weather / Track : Cloudy / Dry

Anglesey Coastal
Circuit Length = 1.5500 miles
Start: 11:20 End: 11:36

McMillan Motorsport Caterham Graduates - Super/Sigma
QUALIFYING - RACE 15 - LAP ANALYSIS

5 -	1:20.729	+ 0.515	11:27:33.781	11 -	1:20.371	+ 0.157	11:35:36.824
6 -	1:20.563	+ 0.349	11:28:54.344				
188	Alan DIXON			SIG Caterham 7			
1 -	1:29.215	+ 7.777	11:22:05.551	7 -	1:21.603	+ 0.165	11:30:21.859
2 -	1:25.399	+ 3.961	11:23:30.950	8 -	1:21.832	+ 0.394	11:31:43.691
3 -	1:23.556	+ 2.118	11:24:54.506	9 -	1:21.803	+ 0.365	11:33:05.494
4 -	1:22.038	+ 0.600	11:26:16.544	10 -	1:21.836	+ 0.398	11:34:27.330
5 -	1:21.819	+ 0.381	11:27:38.363	11 -	1:21.438		11:35:48.768
6 -	1:21.893	+ 0.455	11:29:00.256				
190	Simon PASHLEY			SIG Caterham 7			
1 -	1:21.625	+ 3.822	11:21:51.467	4 -	1:18.263	+ 0.460	11:25:46.408
2 -	1:18.875	+ 1.072	11:23:10.342	5 -	1:18.241	+ 0.438	11:27:04.649
3 -	1:17.803		11:24:28.145	6 -	3:01.134 P	+ 1:43.331	11:30:05.783
199	Matt SIVITER			SIG Caterham 7			
1 -	1:23.564	+ 4.563	11:22:11.821	7 -	1:19.354	+ 0.353	11:30:10.138
2 -	1:20.991	+ 1.990	11:23:32.812	8 -	1:19.505	+ 0.504	11:31:29.643
3 -	1:19.989	+ 0.988	11:24:52.801	9 -	1:19.816	+ 0.815	11:32:49.459
4 -	1:19.001		11:26:11.802	10 -	1:20.342	+ 1.341	11:34:09.801
5 -	1:19.610	+ 0.609	11:27:31.412	11 -	1:19.377	+ 0.376	11:35:29.178
6 -	1:19.372	+ 0.371	11:28:50.784				

Weather / Track : Cloudy / Dry

Anglesey Coastal
 Circuit Length = 1.5500 miles
 Start: 11:20 End: 11:36

McMillan Motorsport Caterham Graduates - Super/Sigma

RACE 15 - GRID - AMENDED

ROW 12		1:21.438 188 Alan DIXON	
ROW 11	1:20.214 186 Adrian BIDDER		1:19.680 172 Ian DYBLE
ROW 10	1:19.064 173 John GIL	1:19.001 199 Dan SIVITER	
ROW 9	1:17.999 171 Ian ANDERSON		1:17.803 190 Simon PASHLEY
ROW 8	+ 10 SECONDS (UNION FLAG)		
ROW 7			
ROW 6	1:22.578 121 Richard ORMSON	1:19.185 155 Andrew SAGAR	
ROW 5	1:18.869 112 Gareth CORDEY		1:18.657 119 Anthony JAFFE
ROW 4	1:18.459 128 Martin KAY	1:18.107 124 Martin COLLIER	
ROW 3	1:17.866 107 Andy SKINNER		1:17.555 104 Toby BRIANT
ROW 2	1:17.536 106 Charles ELLIOTT	1:17.333 103 Neil SHINNER	
ROW 1	1:17.156 122 Jon WOLFE		1:16.995 102 Dylan STANLEY

Pole

CAR 199 - DAN SIVITER NOT MATT SIVITER

Anglesey Coastal
Circuit Length = 1.5500 miles

These results are provisional until the conclusion of any judicial and technical matters.

Clerk of Course :		Timekeeper :

McMillan Motorsport Caterham Graduates - Super/Sigma

RACE 15 - CLASSIFICATION

POS	NO	CL	NAME	ENTRY	LAPS	TIME	GAP	DIFF	MPH	BEST	ON
1	102		Dylan STANLEY	Caterham 7	17	22:13.655			71.12	1:17.386	16
2	103		Neil SHINNER	Caterham 7	17	22:14.862	1.207	1.207	71.06	1:17.407	9
3	122		Jon WOLFE	Caterham 7	17	22:15.079	1.424	0.217	71.05	1:17.551	5
4	106		Charles ELLIOTT	Caterham 7	17	22:19.926	6.271	4.847	70.79	1:18.091	10
5	107		Andy SKINNER	Caterham 7	17	22:20.652	6.997	0.726	70.75	1:17.823	16
6	104		Toby BRIANT	Caterham 7	17	22:23.782	10.127	3.130	70.59	1:17.624	9
7	171	SIG	Ian ANDERSON	Caterham 7	17	22:36.343	22.688	12.561	69.93	1:18.255	6
8	124		Martin COLLIER	Caterham 7	17	22:37.014	23.359	0.671	69.90	1:17.713	12
9	119		Anthony JAFFE	Caterham 7	17	22:38.295	24.640	1.281	69.83	1:18.106	12
10	155		Andrew SAGAR	Caterham 7	17	22:38.964	25.309	0.669	69.80	1:18.358	14
11	128		Martin KAY	Caterham 7	17	22:40.064	26.409	1.100	69.74	1:18.131	8
12	199	SIG	Dan SIVITER	Caterham 7	17	22:41.021	27.366	0.957	69.69	1:18.232	10
13	190	SIG	Simon PASHLEY	Caterham 7	17	22:41.620	27.965	0.599	69.66	1:18.447	17
14	172	SIG	Ian DYBLE	Caterham 7	17	22:49.920	36.265	8.300	69.24	1:18.607	7
15	173	SIG	John GIL	Caterham 7	17	22:53.418	39.763	3.498	69.06	1:18.932	16
16	112		Gareth CORDEY	Caterham 7	17	22:55.295	41.640	1.877	68.97	1:19.192	3
17	186	SIG	Adrian BIDDER	Caterham 7	17	22:55.878	42.223	0.583	68.94	1:19.114	8
18	188	SIG	Alan DIXON	Caterham 7	17	23:32.366	1:18.711	36.488	67.16	1:20.405	4
19	121		Richard ORMSON	Caterham 7	16	22:52.419	1 lap	1 lap	65.05	1:23.487	5

FASTEST LAP

102	Dylan STANLEY	Caterham 7	16	1:17.386	72.10 mph	116.04 kph
199	SIG Dan SIVITER	Caterham 7	10	1:18.232	71.32 mph	114.78 kph

Weather / Track : Cloudy / Dry

These results are provisional until the conclusion of any judicial and technical matters.

Anglesey Coastal

Circuit Length = 1.5500 miles

Start: 16:41 End: 17:05

Clerk of Course :

Timekeeper :

McMillan Motorsport Caterham Graduates - Super/Sigma

RACE 15 - LAP CHART

Lap 1			Lap 2			Lap 3			Lap 4			Lap 5		
No	Behind	Laptime	No	Behind	Laptime	No	Behind	Laptime	No	Behind	Laptime	No	Behind	Laptime
102		1:22.456	102		1:18.083	122		1:18.668	102		1:17.883	122		1:17.551
122	0.541	1:22.997	122	0.382	1:17.924	102	0.366	1:19.416	122	0.460	1:18.709	102	0.525	1:18.536
104	0.876	1:23.332	103	1.716	1:18.601	103	0.865	1:18.199	103	0.966	1:18.350	103	1.000	1:18.045
103	1.198	1:23.654	106	4.098	1:20.037	106	3.388	1:18.340	106	3.544	1:18.405	106	3.685	1:18.152
124	1.725	1:24.181	107	4.853	1:18.981	107	4.094	1:18.291	107	4.313	1:18.468	107	4.628	1:18.326
106	2.144	1:24.600	112	6.997	1:21.089	112	7.139	1:19.192	112	8.326	1:19.436	112	10.470	1:20.155
107	3.955	1:26.411	155	7.468	1:20.751	155	7.544	1:19.126	155	8.923	1:19.628	104	10.652	1:18.979
112	3.991	1:26.447	124	8.702	1:25.060	124	7.989	1:18.337	124	9.221	1:19.481	124	12.470	1:21.260
119	4.093	1:26.549	104	10.963	1:28.170	104	10.050	1:18.137	104	9.684	1:17.883	155	12.726	1:21.814
128	4.364	1:26.820	128	11.407	1:25.126	128	10.891	1:18.534	128	11.230	1:18.588	128	12.902	1:19.683
155	4.800	1:27.256	171	14.049	1:18.476	171	13.878	1:18.879	171	14.576	1:18.947	171	15.089	1:18.524
121	8.510	1:30.966	190	14.295	1:19.875	190	14.895	1:19.650	190	15.174	1:18.528	190	16.563	1:19.400
190	12.503	1:34.959	119	14.974	1:28.964	119	15.433	1:19.509	119	15.766	1:18.582	119	17.070	1:19.315
171	13.656	1:36.112	199	16.279	1:20.260	199	16.044	1:18.815	199	16.538	1:18.743	199	17.355	1:18.828
199	14.102	1:36.558	173	17.515	1:20.877	173	18.008	1:19.543	173	19.116	1:19.357	173	20.191	1:19.086
173	14.721	1:37.177	172	18.241	1:21.222	172	18.954	1:19.763	172	20.394	1:19.689	172	21.494	1:19.111
172	15.102	1:37.558	186	18.569	1:21.000	186	19.344	1:19.825	186	20.954	1:19.859	186	22.114	1:19.171
186	15.652	1:38.108	188	19.660	1:21.366	188	21.273	1:20.663	188	23.429	1:20.405	188	27.451	1:22.033
188	16.377	1:38.833	121	21.714	1:31.287	121	27.514	1:24.850	121	33.634	1:24.369	121	39.110	1:23.487

Weather / Track : Cloudy / Dry

Anglesey Coastal
Circuit Length = 1.5500 miles
Start: 16:41 End: 17:05

McMillan Motorsport Caterham Graduates - Super/Sigma

RACE 15 - LAP CHART

Lap 6			Lap 7			Lap 8			Lap 9			Lap 10		
No	Behind	Laptime	No	Behind	Laptime	No	Behind	Laptime	No	Behind	Laptime	No	Behind	Laptime
102		1:17.703	102		1:18.039	102		1:18.366	102		1:17.522	102		1:18.104
122	0.699	1:18.927	122	0.544	1:17.884	103	0.551	1:17.991	103	0.436	1:17.407	103	0.417	1:18.085
103	0.912	1:18.140	103	0.926	1:18.053	122	1.002	1:18.824	122	1.039	1:17.559	122	0.775	1:17.840
106	3.560	1:18.103	106	3.874	1:18.353	106	3.773	1:18.265	106	4.554	1:18.303	106	4.541	1:18.091
107	4.676	1:18.276	107	4.772	1:18.135	107	4.602	1:18.196	107	5.699	1:18.619	107	5.746	1:18.151
104	11.713	1:19.289	104	11.772	1:18.098	104	11.728	1:18.322	104	11.830	1:17.624	104	11.701	1:17.975
112	12.845	1:20.603	112	14.664	1:19.858	128	15.551	1:18.131	128	16.771	1:18.742	171	18.257	1:18.378
124	13.235	1:18.993	128	15.786	1:19.422	112	16.256	1:19.958	171	17.983	1:18.392	128	18.593	1:19.926
155	14.001	1:19.503	124	16.351	1:21.155	124	16.614	1:18.629	124	19.079	1:19.987	124	19.926	1:18.951
128	14.403	1:19.729	171	17.114	1:20.037	171	17.113	1:18.365	119	19.804	1:18.420	119	20.471	1:18.771
171	15.116	1:18.255	155	17.343	1:21.381	119	18.906	1:18.343	155	21.431	1:19.275	155	21.851	1:18.524
190	17.624	1:19.289	119	18.929	1:18.927	155	19.678	1:20.701	190	21.739	1:19.291	190	22.199	1:18.564
119	18.041	1:19.199	190	19.411	1:19.826	190	19.970	1:18.925	199	22.576	1:18.315	199	22.704	1:18.232
199	18.460	1:19.333	199	19.897	1:19.476	199	21.783	1:20.252	173	26.588	1:20.729	172	28.935	1:20.029
173	21.285	1:19.322	173	22.185	1:18.939	173	23.381	1:19.562	112	26.777	1:28.043	112	29.435	1:20.762
172	22.295	1:19.029	172	22.863	1:18.607	172	23.761	1:19.264	172	27.010	1:20.771	173	29.802	1:21.318
186	23.057	1:19.171	186	24.294	1:19.276	186	25.042	1:19.114	186	27.533	1:20.013	186	30.377	1:20.948
188	31.020	1:21.797	188	35.019	1:22.038	188	38.523	1:21.870	188	43.265	1:22.264	188	47.937	1:22.776
121	44.778	1:23.896	121	51.547	1:24.808	121	58.625	1:25.444	121	1:06.529	1:25.426	121	1:12.440	1:24.015

Weather / Track : Cloudy / Dry

Anglesey Coastal
Circuit Length = 1.5500 miles
Start: 16:41 End: 17:05

McMillan Motorsport Caterham Graduates - Super/Sigma

RACE 15 - LAP CHART

Lap 11			Lap 12			Lap 13			Lap 14			Lap 15		
No	Behind	Laptime	No	Behind	Laptime	No	Behind	Laptime	No	Behind	Laptime	No	Behind	Laptime
102		1:18.134	122		1:17.656	122		1:18.627	122		1:18.567	122		1:18.020
103	0.341	1:18.058	103	0.770	1:18.842	103	0.303	1:18.160	103	0.644	1:18.908	103	0.647	1:18.023
122	0.757	1:18.116	102	1.080	1:19.493	102	0.701	1:18.248	102	0.942	1:18.808	102	0.869	1:17.947
106	4.585	1:18.178	121	1 LAP	1:27.883	106	4.743	1:18.631	106	4.436	1:18.260	106	4.961	1:18.545
107	5.922	1:18.310	106	4.739	1:18.567	107	5.659	1:18.575	107	5.796	1:18.704	107	6.130	1:18.354
104	11.345	1:17.778	107	5.711	1:18.202	121	1 LAP	1:26.168	104	10.739	1:17.932	104	10.489	1:17.770
171	18.856	1:18.733	104	11.032	1:18.100	104	11.374	1:18.969	121	1 LAP	1:24.469	124	20.434	1:18.918
128	19.687	1:19.228	171	18.938	1:18.495	171	19.436	1:19.125	171	19.258	1:18.389	171	20.727	1:19.489
124	20.805	1:19.013	128	19.450	1:18.176	124	20.228	1:18.750	124	19.536	1:17.875	119	21.709	1:18.792
119	21.028	1:18.691	124	20.105	1:17.713	128	20.527	1:19.704	128	20.259	1:18.299	128	22.222	1:19.983
155	22.157	1:18.440	119	20.721	1:18.106	119	20.929	1:18.835	119	20.937	1:18.575	155	22.926	1:18.770
190	22.948	1:18.883	155	22.200	1:18.456	155	22.385	1:18.812	155	22.176	1:18.358	121	1 LAP	1:26.572
199	23.288	1:18.718	190	24.149	1:19.614	199	24.926	1:18.921	199	25.581	1:19.222	199	26.147	1:18.586
172	30.069	1:19.268	199	24.632	1:19.757	190	25.110	1:19.588	190	25.928	1:19.385	190	26.759	1:18.851
112	31.167	1:19.866	172	30.996	1:19.340	172	31.916	1:19.547	172	32.707	1:19.358	172	33.840	1:19.153
173	31.587	1:19.919	112	32.628	1:19.874	112	34.742	1:20.741	173	35.910	1:19.443	173	37.315	1:19.425
186	32.232	1:19.989	173	32.883	1:19.709	173	35.034	1:20.778	112	36.720	1:20.545	112	38.397	1:19.697
188	52.036	1:22.233	186	33.423	1:19.604	186	35.765	1:20.969	186	37.147	1:19.949	186	38.941	1:19.814
			188	56.358	1:22.735	188	1:00.496	1:22.765	188	1:04.802	1:22.873	188	1:09.047	1:22.265

Weather / Track : Cloudy / Dry

Anglesey Coastal
Circuit Length = 1.5500 miles
Start: 16:41 End: 17:05

McMillan Motorsport Caterham Graduates - Super/Sigma
RACE 15 - LAP CHART

Lap 16			Lap 17		
No	Behind	Laptime	No	Behind	Laptime
122		1:17.836	102		1:17.531
102	0.419	1:17.386	103	1.207	1:18.298
103	0.859	1:18.048	122	1.424	1:19.374
106	5.528	1:18.403	106	6.271	1:18.693
107	6.117	1:17.823	107	6.997	1:18.830
104	10.350	1:17.697	104	10.127	1:17.727
171	21.741	1:18.850	171	22.688	1:18.897
124	22.754	1:20.156	124	23.359	1:18.555
119	23.705	1:19.832	119	24.640	1:18.885
128	23.949	1:19.563	155	25.309	1:18.805
155	24.454	1:19.364	128	26.409	1:20.410
199	26.888	1:18.577	199	27.366	1:18.428
190	27.468	1:18.545	190	27.965	1:18.447
121	1 LAP	1:24.394	172	36.265	1:19.190
172	35.025	1:19.021	121	1 LAP	1:24.385
173	38.411	1:18.932	173	39.763	1:19.302
112	40.331	1:19.770	112	41.640	1:19.259
186	40.838	1:19.733	186	42.223	1:19.335
188	1:14.066	1:22.855	188	1:18.711	1:22.595

Weather / Track : Cloudy / Dry

Anglesey Coastal
 Circuit Length = 1.5500 miles
 Start: 16:41 End: 17:05

McMillan Motorsport Caterham Graduates - Super/Sigma

RACE 15 - LAP ANALYSIS

102	Dylan STANLEY			Caterham 7			
1 -	1:22.456	+ 5.070	16:43:06.642	10 -	1:18.104	+ 0.718	16:54:50.294
2 -	1:18.083	+ 0.697	16:44:24.725	11 -	1:18.134	+ 0.748	16:56:08.428
3 -	1:19.416	+ 2.030	16:45:44.141	12 -	1:19.493	+ 2.107	16:57:27.921
4 -	1:17.883	+ 0.497	16:47:02.024	13 -	1:18.248	+ 0.862	16:58:46.169
5 -	1:18.536	+ 1.150	16:48:20.560	14 -	1:18.808	+ 1.422	17:00:04.977
6 -	1:17.703	+ 0.317	16:49:38.263	15 -	1:17.947	+ 0.561	17:01:22.924
7 -	1:18.039	+ 0.653	16:50:56.302	16 -	1:17.386		17:02:40.310
8 -	1:18.366	+ 0.980	16:52:14.668	17 -	1:17.531	+ 0.145	17:03:57.841
9 -	1:17.522	+ 0.136	16:53:32.190				
103	Neil SHINNER			Caterham 7			
1 -	1:23.654	+ 6.247	16:43:07.840	10 -	1:18.085	+ 0.678	16:54:50.711
2 -	1:18.601	+ 1.194	16:44:26.441	11 -	1:18.058	+ 0.651	16:56:08.769
3 -	1:18.199	+ 0.792	16:45:44.640	12 -	1:18.842	+ 1.435	16:57:27.611
4 -	1:18.350	+ 0.943	16:47:02.990	13 -	1:18.160	+ 0.753	16:58:45.771
5 -	1:18.045	+ 0.638	16:48:21.035	14 -	1:18.908	+ 1.501	17:00:04.679
6 -	1:18.140	+ 0.733	16:49:39.175	15 -	1:18.023	+ 0.616	17:01:22.702
7 -	1:18.053	+ 0.646	16:50:57.228	16 -	1:18.048	+ 0.641	17:02:40.750
8 -	1:17.991	+ 0.584	16:52:15.219	17 -	1:18.298	+ 0.891	17:03:59.048
9 -	1:17.407		16:53:32.626				
104	Toby BRIANT			Caterham 7			
1 -	1:23.332	+ 5.708	16:43:07.518	10 -	1:17.975	+ 0.351	16:55:01.995
2 -	1:28.170	+ 10.546	16:44:35.688	11 -	1:17.778	+ 0.154	16:56:19.773
3 -	1:18.137	+ 0.513	16:45:53.825	12 -	1:18.100	+ 0.476	16:57:37.873
4 -	1:17.883	+ 0.259	16:47:11.708	13 -	1:18.969	+ 1.345	16:58:56.842
5 -	1:18.979	+ 1.355	16:48:30.687	14 -	1:17.932	+ 0.308	17:00:14.774
6 -	1:19.289	+ 1.665	16:49:49.976	15 -	1:17.770	+ 0.146	17:01:32.544
7 -	1:18.098	+ 0.474	16:51:08.074	16 -	1:17.697	+ 0.073	17:02:50.241
8 -	1:18.322	+ 0.698	16:52:26.396	17 -	1:17.727	+ 0.103	17:04:07.968
9 -	1:17.624		16:53:44.020				
106	Charles ELLIOTT			Caterham 7			
1 -	1:24.600	+ 6.509	16:43:08.786	10 -	1:18.091		16:54:54.835
2 -	1:20.037	+ 1.946	16:44:28.823	11 -	1:18.178	+ 0.087	16:56:13.013
3 -	1:18.340	+ 0.249	16:45:47.163	12 -	1:18.567	+ 0.476	16:57:31.580
4 -	1:18.405	+ 0.314	16:47:05.568	13 -	1:18.631	+ 0.540	16:58:50.211
5 -	1:18.152	+ 0.061	16:48:23.720	14 -	1:18.260	+ 0.169	17:00:08.471
6 -	1:18.103	+ 0.012	16:49:41.823	15 -	1:18.545	+ 0.454	17:01:27.016
7 -	1:18.353	+ 0.262	16:51:00.176	16 -	1:18.403	+ 0.312	17:02:45.419
8 -	1:18.265	+ 0.174	16:52:18.441	17 -	1:18.693	+ 0.602	17:04:04.112
9 -	1:18.303	+ 0.212	16:53:36.744				
107	Andy SKINNER			Caterham 7			
1 -	1:26.411	+ 8.588	16:43:10.597	10 -	1:18.151	+ 0.328	16:54:56.040
2 -	1:18.981	+ 1.158	16:44:29.578	11 -	1:18.310	+ 0.487	16:56:14.350
3 -	1:18.291	+ 0.468	16:45:47.869	12 -	1:18.202	+ 0.379	16:57:32.552
4 -	1:18.468	+ 0.645	16:47:06.337	13 -	1:18.575	+ 0.752	16:58:51.127
5 -	1:18.326	+ 0.503	16:48:24.663	14 -	1:18.704	+ 0.881	17:00:09.831
6 -	1:18.276	+ 0.453	16:49:42.939	15 -	1:18.354	+ 0.531	17:01:28.185
7 -	1:18.135	+ 0.312	16:51:01.074	16 -	1:17.823		17:02:46.008
8 -	1:18.196	+ 0.373	16:52:19.270	17 -	1:18.830	+ 1.007	17:04:04.838
9 -	1:18.619	+ 0.796	16:53:37.889				
112	Gareth CORDEY			Caterham 7			
1 -	1:26.447	+ 7.255	16:43:10.633	10 -	1:20.762	+ 1.570	16:55:19.729
2 -	1:21.089	+ 1.897	16:44:31.722	11 -	1:19.866	+ 0.674	16:56:39.595
3 -	1:19.192		16:45:50.914	12 -	1:19.874	+ 0.682	16:57:59.469
4 -	1:19.436	+ 0.244	16:47:10.350	13 -	1:20.741	+ 1.549	16:59:20.210
5 -	1:20.155	+ 0.963	16:48:30.505	14 -	1:20.545	+ 1.353	17:00:40.755
6 -	1:20.603	+ 1.411	16:49:51.108	15 -	1:19.697	+ 0.505	17:02:00.452

Weather / Track : Cloudy / Dry

Anglesey Coastal
Circuit Length = 1.5500 miles
Start: 16:41 End: 17:05

McMillan Motorsport Caterham Graduates - Super/Sigma

RACE 15 - LAP ANALYSIS

7 -	1:19.858	+ 0.666	16:51:10.966	16 -	1:19.770	+ 0.578	17:03:20.222
8 -	1:19.958	+ 0.766	16:52:30.924	17 -	1:19.259	+ 0.067	17:04:39.481
9 -	1:28.043	+ 8.851	16:53:58.967				
119	Anthony JAFFE			Caterham 7			
1 -	1:26.549	+ 8.443	16:43:10.735	10 -	1:18.771	+ 0.665	16:55:10.765
2 -	1:28.964	+ 10.858	16:44:39.699	11 -	1:18.691	+ 0.585	16:56:29.456
3 -	1:19.509	+ 1.403	16:45:59.208	12 -	1:18.106		16:57:47.562
4 -	1:18.582	+ 0.476	16:47:17.790	13 -	1:18.835	+ 0.729	16:59:06.397
5 -	1:19.315	+ 1.209	16:48:37.105	14 -	1:18.575	+ 0.469	17:00:24.972
6 -	1:19.199	+ 1.093	16:49:56.304	15 -	1:18.792	+ 0.686	17:01:43.764
7 -	1:18.927	+ 0.821	16:51:15.231	16 -	1:19.832	+ 1.726	17:03:03.596
8 -	1:18.343	+ 0.237	16:52:33.574	17 -	1:18.885	+ 0.779	17:04:22.481
9 -	1:18.420	+ 0.314	16:53:51.994				
121	Richard ORMSON			Caterham 7			
1 -	1:30.966	+ 7.479	16:43:15.152	9 -	1:25.426	+ 1.939	16:54:38.719
2 -	1:31.287	+ 7.800	16:44:46.439	10 -	1:24.015	+ 0.528	16:56:02.734
3 -	1:24.850	+ 1.363	16:46:11.289	11 -	1:27.883	+ 4.396	16:57:30.617
4 -	1:24.369	+ 0.882	16:47:35.658	12 -	1:26.168	+ 2.681	16:58:56.785
5 -	1:23.487		16:48:59.145	13 -	1:24.469	+ 0.982	17:00:21.254
6 -	1:23.896	+ 0.409	16:50:23.041	14 -	1:26.572	+ 3.085	17:01:47.826
7 -	1:24.808	+ 1.321	16:51:47.849	15 -	1:24.394	+ 0.907	17:03:12.220
8 -	1:25.444	+ 1.957	16:53:13.293	16 -	1:24.385	+ 0.898	17:04:36.605
122	Jon WOLFE			Caterham 7			
1 -	1:22.997	+ 5.446	16:43:07.183	10 -	1:17.840	+ 0.289	16:54:51.069
2 -	1:17.924	+ 0.373	16:44:25.107	11 -	1:18.116	+ 0.565	16:56:09.185
3 -	1:18.668	+ 1.117	16:45:43.775	12 -	1:17.656	+ 0.105	16:57:26.841
4 -	1:18.709	+ 1.158	16:47:02.484	13 -	1:18.627	+ 1.076	16:58:45.468
5 -	1:17.551		16:48:20.035	14 -	1:18.567	+ 1.016	17:00:04.035
6 -	1:18.927	+ 1.376	16:49:38.962	15 -	1:18.020	+ 0.469	17:01:22.055
7 -	1:17.884	+ 0.333	16:50:56.846	16 -	1:17.836	+ 0.285	17:02:39.891
8 -	1:18.824	+ 1.273	16:52:15.670	17 -	1:19.374	+ 1.823	17:03:59.265
9 -	1:17.559	+ 0.008	16:53:33.229				
124	Martin COLLIER			Caterham 7			
1 -	1:24.181	+ 6.468	16:43:08.367	10 -	1:18.951	+ 1.238	16:55:10.220
2 -	1:25.060	+ 7.347	16:44:33.427	11 -	1:19.013	+ 1.300	16:56:29.233
3 -	1:18.337	+ 0.624	16:45:51.764	12 -	1:17.713		16:57:46.946
4 -	1:19.481	+ 1.768	16:47:11.245	13 -	1:18.750	+ 1.037	16:59:05.696
5 -	1:21.260	+ 3.547	16:48:32.505	14 -	1:17.875	+ 0.162	17:00:23.571
6 -	1:18.993	+ 1.280	16:49:51.498	15 -	1:18.918	+ 1.205	17:01:42.489
7 -	1:21.155	+ 3.442	16:51:12.653	16 -	1:20.156	+ 2.443	17:03:02.645
8 -	1:18.629	+ 0.916	16:52:31.282	17 -	1:18.555	+ 0.842	17:04:21.200
9 -	1:19.987	+ 2.274	16:53:51.269				
128	Martin KAY			Caterham 7			
1 -	1:26.820	+ 8.689	16:43:11.006	10 -	1:19.926	+ 1.795	16:55:08.887
2 -	1:25.126	+ 6.995	16:44:36.132	11 -	1:19.228	+ 1.097	16:56:28.115
3 -	1:18.534	+ 0.403	16:45:54.666	12 -	1:18.176	+ 0.045	16:57:46.291
4 -	1:18.588	+ 0.457	16:47:13.254	13 -	1:19.704	+ 1.573	16:59:05.995
5 -	1:19.683	+ 1.552	16:48:32.937	14 -	1:18.299	+ 0.168	17:00:24.294
6 -	1:19.729	+ 1.598	16:49:52.666	15 -	1:19.983	+ 1.852	17:01:44.277
7 -	1:19.422	+ 1.291	16:51:12.088	16 -	1:19.563	+ 1.432	17:03:03.840
8 -	1:18.131		16:52:30.219	17 -	1:20.410	+ 2.279	17:04:24.250
9 -	1:18.742	+ 0.611	16:53:48.961				
155	Andrew SAGAR			Caterham 7			
1 -	1:27.256	+ 8.898	16:43:11.442	10 -	1:18.524	+ 0.166	16:55:12.145
2 -	1:20.751	+ 2.393	16:44:32.193	11 -	1:18.440	+ 0.082	16:56:30.585
3 -	1:19.126	+ 0.768	16:45:51.319	12 -	1:18.456	+ 0.098	16:57:49.041
4 -	1:19.628	+ 1.270	16:47:10.947	13 -	1:18.812	+ 0.454	16:59:07.853

Weather / Track : Cloudy / Dry

Anglesey Coastal
Circuit Length = 1.5500 miles
Start: 16:41 End: 17:05

McMillan Motorsport Caterham Graduates - Super/Sigma

RACE 15 - LAP ANALYSIS

5 -	1:21.814	+ 3.456	16:48:32.761	14 -	1:18.358		17:00:26.211
6 -	1:19.503	+ 1.145	16:49:52.264	15 -	1:18.770	+ 0.412	17:01:44.981
7 -	1:21.381	+ 3.023	16:51:13.645	16 -	1:19.364	+ 1.006	17:03:04.345
8 -	1:20.701	+ 2.343	16:52:34.346	17 -	1:18.805	+ 0.447	17:04:23.150
9 -	1:19.275	+ 0.917	16:53:53.621				
171	Ian ANDERSON		SIG Caterham 7				
1 -	1:36.112	+ 17.857	16:43:20.298	10 -	1:18.378	+ 0.123	16:55:08.551
2 -	1:18.476	+ 0.221	16:44:38.774	11 -	1:18.733	+ 0.478	16:56:27.284
3 -	1:18.879	+ 0.624	16:45:57.653	12 -	1:18.495	+ 0.240	16:57:45.779
4 -	1:18.947	+ 0.692	16:47:16.600	13 -	1:19.125	+ 0.870	16:59:04.904
5 -	1:18.524	+ 0.269	16:48:35.124	14 -	1:18.389	+ 0.134	17:00:23.293
6 -	1:18.255		16:49:53.379	15 -	1:19.489	+ 1.234	17:01:42.782
7 -	1:20.037	+ 1.782	16:51:13.416	16 -	1:18.850	+ 0.595	17:03:01.632
8 -	1:18.365	+ 0.110	16:52:31.781	17 -	1:18.897	+ 0.642	17:04:20.529
9 -	1:18.392	+ 0.137	16:53:50.173				
172	Ian DYBLE		SIG Caterham 7				
1 -	1:37.558	+ 18.951	16:43:21.744	10 -	1:20.029	+ 1.422	16:55:19.229
2 -	1:21.222	+ 2.615	16:44:42.966	11 -	1:19.268	+ 0.661	16:56:38.497
3 -	1:19.763	+ 1.156	16:46:02.729	12 -	1:19.340	+ 0.733	16:57:57.837
4 -	1:19.689	+ 1.082	16:47:22.418	13 -	1:19.547	+ 0.940	16:59:17.384
5 -	1:19.111	+ 0.504	16:48:41.529	14 -	1:19.358	+ 0.751	17:00:36.742
6 -	1:19.029	+ 0.422	16:50:00.558	15 -	1:19.153	+ 0.546	17:01:55.895
7 -	1:18.607		16:51:19.165	16 -	1:19.021	+ 0.414	17:03:14.916
8 -	1:19.264	+ 0.657	16:52:38.429	17 -	1:19.190	+ 0.583	17:04:34.106
9 -	1:20.771	+ 2.164	16:53:59.200				
173	John GIL		SIG Caterham 7				
1 -	1:37.177	+ 18.245	16:43:21.363	10 -	1:21.318	+ 2.386	16:55:20.096
2 -	1:20.877	+ 1.945	16:44:42.240	11 -	1:19.919	+ 0.987	16:56:40.015
3 -	1:19.543	+ 0.611	16:46:01.783	12 -	1:19.709	+ 0.777	16:57:59.724
4 -	1:19.357	+ 0.425	16:47:21.140	13 -	1:20.778	+ 1.846	16:59:20.502
5 -	1:19.086	+ 0.154	16:48:40.226	14 -	1:19.443	+ 0.511	17:00:39.945
6 -	1:19.322	+ 0.390	16:49:59.548	15 -	1:19.425	+ 0.493	17:01:59.370
7 -	1:18.939	+ 0.007	16:51:18.487	16 -	1:18.932		17:03:18.302
8 -	1:19.562	+ 0.630	16:52:38.049	17 -	1:19.302	+ 0.370	17:04:37.604
9 -	1:20.729	+ 1.797	16:53:58.778				
186	Adrian BIDDER		SIG Caterham 7				
1 -	1:38.108	+ 18.994	16:43:22.294	10 -	1:20.948	+ 1.834	16:55:20.671
2 -	1:21.000	+ 1.886	16:44:43.294	11 -	1:19.989	+ 0.875	16:56:40.660
3 -	1:19.825	+ 0.711	16:46:03.119	12 -	1:19.604	+ 0.490	16:58:00.264
4 -	1:19.859	+ 0.745	16:47:22.978	13 -	1:20.969	+ 1.855	16:59:21.233
5 -	1:19.171	+ 0.057	16:48:42.149	14 -	1:19.949	+ 0.835	17:00:41.182
6 -	1:19.171	+ 0.057	16:50:01.320	15 -	1:19.814	+ 0.700	17:02:00.996
7 -	1:19.276	+ 0.162	16:51:20.596	16 -	1:19.733	+ 0.619	17:03:20.729
8 -	1:19.114		16:52:39.710	17 -	1:19.335	+ 0.221	17:04:40.064
9 -	1:20.013	+ 0.899	16:53:59.723				
188	Alan DIXON		SIG Caterham 7				
1 -	1:38.833	+ 18.428	16:43:23.019	10 -	1:22.776	+ 2.371	16:55:38.231
2 -	1:21.366	+ 0.961	16:44:44.385	11 -	1:22.233	+ 1.828	16:57:00.464
3 -	1:20.663	+ 0.258	16:46:05.048	12 -	1:22.735	+ 2.330	16:58:23.199
4 -	1:20.405		16:47:25.453	13 -	1:22.765	+ 2.360	16:59:45.964
5 -	1:22.033	+ 1.628	16:48:47.486	14 -	1:22.873	+ 2.468	17:01:08.837
6 -	1:21.797	+ 1.392	16:50:09.283	15 -	1:22.265	+ 1.860	17:02:31.102
7 -	1:22.038	+ 1.633	16:51:31.321	16 -	1:22.855	+ 2.450	17:03:53.957
8 -	1:21.870	+ 1.465	16:52:53.191	17 -	1:22.595	+ 2.190	17:05:16.552
9 -	1:22.264	+ 1.859	16:54:15.455				
190	Simon PASHLEY		SIG Caterham 7				
1 -	1:34.959	+ 16.512	16:43:19.145	10 -	1:18.564	+ 0.117	16:55:12.493

Weather / Track : Cloudy / Dry

Anglesey Coastal
Circuit Length = 1.5500 miles
Start: 16:41 End: 17:05

McMillan Motorsport Caterham Graduates - Super/Sigma

RACE 15 - LAP ANALYSIS

2 -	1:19.875	+ 1.428	16:44:39.020	11 -	1:18.883	+ 0.436	16:56:31.376
3 -	1:19.650	+ 1.203	16:45:58.670	12 -	1:19.614	+ 1.167	16:57:50.990
4 -	1:18.528	+ 0.081	16:47:17.198	13 -	1:19.588	+ 1.141	16:59:10.578
5 -	1:19.400	+ 0.953	16:48:36.598	14 -	1:19.385	+ 0.938	17:00:29.963
6 -	1:19.289	+ 0.842	16:49:55.887	15 -	1:18.851	+ 0.404	17:01:48.814
7 -	1:19.826	+ 1.379	16:51:15.713	16 -	1:18.545	+ 0.098	17:03:07.359
8 -	1:18.925	+ 0.478	16:52:34.638	17 -	1:18.447		17:04:25.806
9 -	1:19.291	+ 0.844	16:53:53.929				
199	Dan SIVITER						
	SIG Caterham 7						
1 -	1:36.558	+ 18.326	16:43:20.744	10 -	1:18.232		16:55:12.998
2 -	1:20.260	+ 2.028	16:44:41.004	11 -	1:18.718	+ 0.486	16:56:31.716
3 -	1:18.815	+ 0.583	16:45:59.819	12 -	1:19.757	+ 1.525	16:57:51.473
4 -	1:18.743	+ 0.511	16:47:18.562	13 -	1:18.921	+ 0.689	16:59:10.394
5 -	1:18.828	+ 0.596	16:48:37.390	14 -	1:19.222	+ 0.990	17:00:29.616
6 -	1:19.333	+ 1.101	16:49:56.723	15 -	1:18.586	+ 0.354	17:01:48.202
7 -	1:19.476	+ 1.244	16:51:16.199	16 -	1:18.577	+ 0.345	17:03:06.779
8 -	1:20.252	+ 2.020	16:52:36.451	17 -	1:18.428	+ 0.196	17:04:25.207
9 -	1:18.315	+ 0.083	16:53:54.766				

Weather / Track : Cloudy / Dry

Anglesey Coastal
Circuit Length = 1.5500 miles
Start: 16:41 End: 17:05



McMILLAN MOTORSPORT CATERHAM GRADUATES CHAMPIONSHIP MEGA CLASS

Anglesey Circuit

16th & 17th June 2012



Results Provided by Timing Solutions Ltd
www.tsl-timing.com

**McMillan Motorsport Caterham Graduates - Mega
QUALIFYING - RACE 3 - CLASSIFICATION**

POS	NO	CL	NAME	ENTRY	TIME	ON	LAPS	GAP	DIFF	MPH
1	9		Adrian RUSSELL	Caterham 7	1:56.406	8	8			64.94
2	13		Trevor CARVEY	Caterham 7	1:56.461	5	8	0.055	0.055	64.91
3	7		Nicholas HARYETT	Caterham 7	1:57.141	2	8	0.735	0.680	64.53
4	36		Glenn BURTENSHAW	Caterham 7	1:57.623	6	8	1.217	0.482	64.27
5	2		Mick WHITEHEAD	Caterham 7	1:57.957	7	8	1.551	0.334	64.09
6	1		Myles PACKMAN	Caterham 7	1:57.978	7	8	1.572	0.021	64.07
7	44		Nick PANCISI	Caterham 7	1:58.475	5	8	2.069	0.497	63.81
8	5		Nick FROST	Caterham 7	1:58.684	4	7	2.278	0.209	63.69
9	4		Martin AMISON	Caterham 7	1:58.921	7	8	2.515	0.237	63.57
10	14		Tom OVERTON	Caterham 7	1:59.568	8	8	3.162	0.647	63.22
11	26		Ian NOBLE	Caterham 7	2:00.563	8	8	4.157	0.995	62.70
12	54		Peter FRITH	Caterham 7	2:00.678	6	8	4.272	0.115	62.64
13	28		Oliver GIBSON	Caterham 7	2:01.299	4	7	4.893	0.621	62.32
14	25		Keith PENNINGTON	Caterham 7	2:06.626	7	7	10.220	5.327	59.70
15	38		Ian BRUNNING	Caterham 7	2:06.653	7	7	10.247	0.027	59.69
16	21		Matthew THOMPSON	Caterham 7	2:06.717	6	7	10.311	0.064	59.66

Weather / Track : Rain / Wet
These results are provisional until the conclusion of any judicial and technical matters.

Anglesey International GP
 Circuit Length = 2.1000 miles
 Start: 10:43 End: 11:00

Clerk of Course :		Timekeeper :
-------------------	--	--------------

McMillan Motorsport Caterham Graduates - Mega

QUALIFYING - RACE 3 - LAP ANALYSIS

1	Myles PACKMAN		Caterham 7				
1 -	2:23.835	+ 25.857	10:46:14.504	5 -	1:59.868	+ 1.890	10:54:14.703
2 -	2:00.266	+ 2.288	10:48:14.770	6 -	1:58.813	+ 0.835	10:56:13.516
3 -	2:00.376	+ 2.398	10:50:15.146	7 -	1:57.978		10:58:11.494
4 -	1:59.689	+ 1.711	10:52:14.835	8 -	1:58.641	+ 0.663	11:00:10.135
2	Mick WHITEHEAD		Caterham 7				
1 -	2:12.390	+ 14.433	10:46:15.540	5 -	2:00.322	+ 2.365	10:54:17.407
2 -	2:02.040	+ 4.083	10:48:17.580	6 -	1:59.114	+ 1.157	10:56:16.521
3 -	2:00.368	+ 2.411	10:50:17.948	7 -	1:57.957		10:58:14.478
4 -	1:59.137	+ 1.180	10:52:17.085	8 -	1:58.309	+ 0.352	11:00:12.787
4	Martin AMISON		Caterham 7				
1 -	2:03.821	+ 4.900	10:45:42.362	5 -	1:59.155	+ 0.234	10:53:44.004
2 -	2:00.416	+ 1.495	10:47:42.778	6 -	1:59.684	+ 0.763	10:55:43.688
3 -	1:59.100	+ 0.179	10:49:41.878	7 -	1:58.921		10:57:42.609
4 -	2:02.971	+ 4.050	10:51:44.849	8 -	1:59.511	+ 0.590	10:59:42.120
5	Nick FROST		Caterham 7				
1 -	2:10.693	+ 12.009	10:46:17.704	5 -	2:25.941	+ 27.257	10:54:43.448
2 -	2:00.586	+ 1.902	10:48:18.290	6 -	2:00.460	+ 1.776	10:56:43.908
3 -	2:00.533	+ 1.849	10:50:18.823	7 -	2:00.399	+ 1.715	10:58:44.307
4 -	1:58.684		10:52:17.507				
7	Nicholas HARYETT		Caterham 7				
1 -	2:01.528	+ 4.387	10:45:40.862	5 -	1:57.884	+ 0.743	10:53:33.250
2 -	1:57.141		10:47:38.003	6 -	1:58.283	+ 1.142	10:55:31.533
3 -	1:58.477	+ 1.336	10:49:36.480	7 -	1:57.461	+ 0.320	10:57:28.994
4 -	1:58.886	+ 1.745	10:51:35.366	8 -	1:57.968	+ 0.827	10:59:26.962
9	Adrian RUSSELL		Caterham 7				
1 -	2:04.633	+ 8.227	10:46:07.962	5 -	1:58.109	+ 1.703	10:54:01.507
2 -	2:00.253	+ 3.847	10:48:08.215	6 -	1:57.306	+ 0.900	10:55:58.813
3 -	1:58.189	+ 1.783	10:50:06.404	7 -	1:57.168	+ 0.762	10:57:55.981
4 -	1:56.994	+ 0.588	10:52:03.398	8 -	1:56.406		10:59:52.387
13	Trevor CARVEY		Caterham 7				
1 -	2:03.068	+ 6.607	10:45:44.890	5 -	1:56.461		10:53:35.109
2 -	1:57.530	+ 1.069	10:47:42.420	6 -	1:57.873	+ 1.412	10:55:32.982
3 -	1:58.292	+ 1.831	10:49:40.712	7 -	1:56.636	+ 0.175	10:57:29.618
4 -	1:57.936	+ 1.475	10:51:38.648	8 -	2:08.385	+ 11.924	10:59:38.003
14	Tom OVERTON		Caterham 7				
1 -	2:08.096	+ 8.528	10:45:55.112	5 -	2:01.215	+ 1.647	10:54:02.209
2 -	2:03.832	+ 4.264	10:47:58.944	6 -	2:04.142	+ 4.574	10:56:06.351
3 -	2:00.905	+ 1.337	10:49:59.849	7 -	2:01.630	+ 2.062	10:58:07.981
4 -	2:01.145	+ 1.577	10:52:00.994	8 -	1:59.568		11:00:07.549
21	Matthew THOMPSON		Caterham 7				
1 -	2:19.522	+ 12.805	10:46:03.282	5 -	2:07.160	+ 0.443	10:54:38.509
2 -	2:10.651	+ 3.934	10:48:13.933	6 -	2:06.717		10:56:45.226
3 -	2:10.283	+ 3.566	10:50:24.216	7 -	2:10.651	+ 3.934	10:58:55.877
4 -	2:07.133	+ 0.416	10:52:31.349				
25	Keith PENNINGTON		Caterham 7				
1 -	2:17.297	+ 10.671	10:46:22.800	5 -	2:08.432	+ 1.806	10:54:57.867
2 -	2:10.976	+ 4.350	10:48:33.776	6 -	2:07.320	+ 0.694	10:57:05.187
3 -	2:07.093	+ 0.467	10:50:40.869	7 -	2:06.626		10:59:11.813
4 -	2:08.566	+ 1.940	10:52:49.435				

Weather / Track : Rain / Wet

Anglesey International GP
Circuit Length = 2.1000 miles
Start: 10:43 End: 11:00

McMillan Motorsport Caterham Graduates - Mega
QUALIFYING - RACE 3 - LAP ANALYSIS


26	Ian NOBLE		Caterham 7				
1 -	2:12.971	+ 12.408	10:46:07.550	5 -	2:04.492	+ 3.929	10:54:18.778
2 -	2:04.077	+ 3.514	10:48:11.627	6 -	2:02.150	+ 1.587	10:56:20.928
3 -	2:01.414	+ 0.851	10:50:13.041	7 -	2:00.834	+ 0.271	10:58:21.762
4 -	2:01.245	+ 0.682	10:52:14.286	8 -	2:00.563		11:00:22.325
28	Oliver GIBSON		Caterham 7				
1 -	2:08.728	+ 7.429	10:45:49.789	5 -	2:05.524	+ 4.225	10:54:04.109
2 -	2:04.047	+ 2.748	10:47:53.836	6 -	2:01.345	+ 0.046	10:56:05.454
3 -	2:03.450	+ 2.151	10:49:57.286	7 -	2:28.933	+ 27.634	10:58:34.387
4 -	2:01.299		10:51:58.585				
36	Glenn BURTENSHAW		Caterham 7				
1 -	2:03.063	+ 5.440	10:45:47.813	5 -	1:58.387	+ 0.764	10:54:00.111
2 -	1:58.443	+ 0.820	10:47:46.256	6 -	1:57.623		10:55:57.734
3 -	2:17.066	+ 19.443	10:50:03.322	7 -	1:59.286	+ 1.663	10:57:57.020
4 -	1:58.402	+ 0.779	10:52:01.724	8 -	1:58.316	+ 0.693	10:59:55.336
38	Ian BRUNNING		Caterham 7				
1 -	2:29.738	+ 23.085	10:46:29.963	5 -	2:08.698	+ 2.045	10:55:18.350
2 -	2:16.066	+ 9.413	10:48:46.029	6 -	2:07.739	+ 1.086	10:57:26.089
3 -	2:13.644	+ 6.991	10:50:59.673	7 -	2:06.653		10:59:32.742
4 -	2:09.979	+ 3.326	10:53:09.652				
44	Nick PANCISI		Caterham 7				
1 -	2:19.012	+ 20.537	10:46:20.168	5 -	1:58.475		10:54:21.461
2 -	1:59.731	+ 1.256	10:48:19.899	6 -	1:58.672	+ 0.197	10:56:20.133
3 -	1:59.590	+ 1.115	10:50:19.489	7 -	1:58.898	+ 0.423	10:58:19.031
4 -	2:03.497	+ 5.022	10:52:22.986	8 -	1:59.061	+ 0.586	11:00:18.092
54	Peter FRITH		Caterham 7				
1 -	2:13.486	+ 12.808	10:46:01.782	5 -	2:01.324	+ 0.646	10:54:09.640
2 -	2:02.495	+ 1.817	10:48:04.277	6 -	2:00.678		10:56:10.318
3 -	2:01.655	+ 0.977	10:50:05.932	7 -	2:01.791	+ 1.113	10:58:12.109
4 -	2:02.384	+ 1.706	10:52:08.316	8 -	2:01.363	+ 0.685	11:00:13.472

Weather / Track : Rain / Wet

Anglesey International GP
 Circuit Length = 2.1000 miles
 Start: 10:43 End: 11:00

McMillan Motorsport Caterham Graduates - Mega

RACE 3 - GRID

ROW 8	2:06.717 21 Matthew THOMPSON	2:06.653 38 Ian BRUNNING
ROW 7	2:06.626 25 Keith PENNINGTON	2:01.299 28 Oliver GIBSON
ROW 6	2:00.678 54 Peter FRITH	2:00.563 26 Ian NOBLE
ROW 5	1:59.568 14 Tom OVERTON	1:58.921 4 Martin AMISON
ROW 4	1:58.684 5 Nick FROST	1:58.475 44 Nick PANCISI
ROW 3	1:57.978 1 Myles PACKMAN	1:57.957 2 Mick WHITEHEAD
ROW 2	1:57.623 36 Glenn BURTEISHAW	1:57.141 7 Nicholas HARYETT
ROW 1	1:56.461 13 Trevor CARVEY	1:56.406 9 Adrian RUSSELL
Pole		
		

Anglesey International GP
Circuit Length = 2.1000 miles

These results are provisional until the conclusion of any judicial and technical matters.

Clerk of Course :

Timekeeper :

McMillan Motorsport Caterham Graduates - Mega

RACE 3 - CLASSIFICATION - AMENDED

POS	NO	CL	NAME	ENTRY	LAPS	TIME	GAP	DIFF	MPH	BEST	ON
1	13		Trevor CARVEY	Caterham 7	13	22:43.481			72.07	1:41.511	11
2	4		Martin AMISON	Caterham 7	13	22:51.444	7.963	7.963	71.66	1:42.757	11
3	1		Myles PACKMAN	Caterham 7	13	22:51.586	8.105	0.142	71.65	1:42.101	9
4	36		Glenn BURTENSHAW	Caterham 7	13	23:00.633	17.152	9.047	71.18	1:43.272	11
5	14		Tom OVERTON	Caterham 7	13	23:01.291	17.810	0.658	71.15	1:43.813	9
6	7		Nicholas HARYETT	Caterham 7	13	23:01.893	18.412	0.602	71.11	1:42.774	10
7	44		Nick PANCISI	Caterham 7	13	23:03.781	20.300	1.888	71.02	1:42.807	10
8	26		Ian NOBLE	Caterham 7	13	23:07.939	24.458	4.158	70.80	1:43.018	12
9	28		Oliver GIBSON	Caterham 7	13	23:11.932	28.451	3.993	70.60	1:43.072	13
10	54		Peter FRITH	Caterham 7	13	23:13.147	29.666	1.215	70.54	1:42.767	13
11	21		Matthew THOMPSON	Caterham 7	13	23:25.309	41.828	12.162	69.93	1:44.609	8
12	5		Nick FROST	Caterham 7	13	23:31.080	47.599	5.771	69.64	1:42.835	13
13	38		Ian BRUNNING	Caterham 7	13	23:31.236	47.755	0.156	69.64	1:44.877	13
14	25		Keith PENNINGTON	Caterham 7	13	23:35.633	52.152	4.397	69.42	1:44.894	12
NOT CLASSIFIED											
DNF	9		Adrian RUSSELL	Caterham 7	8	14:14.088	5 laps	5 laps	70.81	1:43.224	6
DQ	2		Mick WHITEHEAD	Caterham 7	0						
FASTEST LAP											
	13		Trevor CARVEY	Caterham 7	11	1:41.511			74.47 mph	119.85 kph	

CAR 2 - EXCLUDED FROM THE MEETING C1.1.9

Weather / Track : Cloudy / Drying

These results are provisional until the conclusion of any judicial and technical matters.

Anglesey International GP
Circuit Length = 2.1000 miles
Start: 14:16 End: 14:40

Clerk of Course :		Timekeeper :	
-------------------	--	--------------	--

McMillan Motorsport Caterham Graduates - Mega

RACE 3 - LAP CHART

Lap 1			Lap 2			Lap 3			Lap 4			Lap 5		
No	Behind	Laptime	No	Behind	Laptime	No	Behind	Laptime	No	Behind	Laptime	No	Behind	Laptime
9		1:55.098	13		1:48.451	13		1:46.160	13		1:45.065	13		1:44.039
13	0.624	1:55.722	9	0.479	1:49.554	9	0.692	1:46.373	9	1.680	1:46.053	9	1.455	1:43.814
7	1.343	1:56.441	2	2.505	1:50.019	2	2.322	1:45.977	2	1.938	1:44.681	2	1.688	1:43.789
2	1.561	1:56.659	14	3.324	1:49.340	14	3.611	1:46.447	4	3.260	1:44.414	4	3.305	1:44.084
1	1.697	1:56.795	1	3.849	1:51.227	4	3.911	1:45.182	1	4.346	1:45.323	1	3.626	1:43.319
5	2.239	1:57.337	4	4.889	1:50.502	1	4.088	1:46.399	14	4.875	1:46.329	36	6.169	1:45.175
36	2.794	1:57.892	36	5.098	1:51.379	36	4.506	1:45.568	36	5.033	1:45.592	14	6.510	1:45.674
14	3.059	1:58.157	44	6.114	1:51.596	44	7.581	1:47.627	44	9.655	1:47.139	7	12.310	1:45.311
4	3.462	1:58.560	26	6.416	1:51.337	5	7.632	1:46.981	5	10.405	1:47.838	44	12.579	1:46.963
44	3.593	1:58.691	5	6.811	1:53.647	26	7.891	1:47.635	26	10.564	1:47.738	5	13.057	1:46.691
26	4.154	1:59.252	54	7.347	1:51.349	54	9.245	1:48.058	54	10.861	1:46.681	26	13.449	1:46.924
54	5.073	2:00.171	21	8.496	1:51.747	21	10.625	1:48.289	7	11.038	1:45.236	21	13.924	1:45.392
21	5.824	2:00.922	28	8.937	1:50.752	7	10.867	1:45.723	21	12.571	1:47.011	54	14.254	1:47.432
28	7.260	2:02.358	7	11.304	1:59.036	28	11.613	1:48.836	28	14.080	1:47.532	28	14.651	1:44.610
25	8.099	2:03.197	25	12.108	1:53.084	25	15.735	1:49.787	25	20.793	1:50.123	38	24.684	1:47.106
38	8.517	2:03.615	38	12.766	1:53.324	38	17.236	1:50.630	38	21.617	1:49.446	25	25.616	1:48.862

Weather / Track : Cloudy / Drying

Anglesey International GP
Circuit Length = 2.1000 miles
Start: 14:16 End: 14:40

McMillan Motorsport Caterham Graduates - Mega

RACE 3 - LAP CHART

Lap 6			Lap 7			Lap 8			Lap 9			Lap 10		
No	Behind	Laptime	No	Behind	Laptime	No	Behind	Laptime	No	Behind	Laptime	No	Behind	Laptime
13		1:44.271	13		1:44.695	13		1:43.425	2		1:42.907	2		1:41.582
9	0.408	1:43.224	2	0.478	1:44.575	2	0.106	1:43.053	13	0.408	1:43.421	13	0.552	1:41.726
2	0.598	1:43.181	9	0.934	1:45.221	4	1.983	1:43.454	4	2.321	1:43.351	1	4.005	1:42.533
4	3.467	1:44.433	4	1.954	1:43.182	9	2.260	1:44.751	1	3.054	1:42.101	4	4.474	1:43.735
1	3.609	1:44.254	1	2.190	1:43.276	1	3.966	1:45.201	14	8.856	1:43.813	14	11.852	1:44.578
14	6.843	1:44.604	14	6.677	1:44.529	14	8.056	1:44.804	36	9.275	1:44.035	36	12.173	1:44.480
36	7.447	1:45.549	36	7.079	1:44.327	36	8.253	1:44.599	7	11.568	1:43.049	7	12.760	1:42.774
7	11.781	1:43.742	7	11.463	1:44.377	7	11.532	1:43.494	5	12.099	1:42.971	5	13.674	1:43.157
44	12.237	1:43.929	5	12.324	1:44.280	5	12.141	1:43.242	44	13.379	1:42.921	44	14.604	1:42.807
5	12.739	1:43.953	44	12.538	1:44.996	44	13.471	1:44.358	26	18.641	1:45.181	26	21.239	1:44.180
26	15.984	1:46.806	26	15.831	1:44.542	26	16.473	1:44.067	54	19.574	1:44.848	54	21.733	1:43.741
54	16.754	1:46.771	54	16.942	1:44.883	54	17.739	1:44.222	28	19.781	1:44.303	28	22.455	1:44.256
28	17.754	1:47.374	28	17.471	1:44.412	28	18.491	1:44.445	21	30.064	1:45.655	21	34.224	1:45.742
21	25.982	1:56.329	21	26.238	1:44.951	21	27.422	1:44.609	38	34.337	1:45.922	38	38.682	1:45.927
38	27.170	1:46.757	38	27.931	1:45.456	38	31.428	1:46.922	25	36.041	1:45.624	25	41.067	1:46.608
25	28.485	1:47.140	25	30.694	1:46.904	25	33.430	1:46.161						

Weather / Track : Cloudy / Drying

Anglesey International GP
 Circuit Length = 2.1000 miles
 Start: 14:16 End: 14:40

McMillan Motorsport Caterham Graduates - Mega
RACE 3 - LAP CHART

Lap 11			Lap 12			Lap 13		
No	Behind	Laptime	No	Behind	Laptime	No	Behind	Laptime
2		1:41.581	2		1:41.862	13		1:43.092
13	0.482	1:41.511	13	0.523	1:41.903	2	6.716	1:50.331
4	5.650	1:42.757	4	7.684	1:43.896	4	7.963	1:43.894
1	5.922	1:43.498	1	7.982	1:43.922	1	8.105	1:43.738
36	13.864	1:43.272	36	16.364	1:44.362	36	17.152	1:44.403
14	14.623	1:44.352	7	17.009	1:44.014	14	17.810	1:44.126
7	14.857	1:43.678	14	17.299	1:44.538	7	18.412	1:45.018
44	19.356	1:46.333	44	20.733	1:43.239	44	20.300	1:43.182
26	23.550	1:43.892	26	24.706	1:43.018	26	24.458	1:43.367
54	24.867	1:44.715	28	28.994	1:45.720	28	28.451	1:43.072
28	25.136	1:44.262	54	30.514	1:47.509	54	29.666	1:42.767
21	37.462	1:44.819	21	40.829	1:45.229	21	41.828	1:44.614
38	43.409	1:46.308	38	46.493	1:44.946	5	47.599	1:42.835
5	46.042	2:13.949	5	48.379	1:44.199	38	47.755	1:44.877
25	47.028	1:47.542	25	50.060	1:44.894	25	52.152	1:45.707

Weather / Track : Cloudy / Drying

Anglesey International GP
 Circuit Length = 2.1000 miles
 Start: 14:16 End: 14:40

McMillan Motorsport Caterham Graduates - Mega

RACE 3 - LAP ANALYSIS

1	Myles PACKMAN						Caterham 7					
1 -	1:56.795	+ 14.694	14:18:37.758	8 -	1:45.201	+ 3.100	14:30:56.757					
2 -	1:51.227	+ 9.126	14:20:28.985	9 -	1:42.101		14:32:38.858					
3 -	1:46.399	+ 4.298	14:22:15.384	10 -	1:42.533	+ 0.432	14:34:21.391					
4 -	1:45.323	+ 3.222	14:24:00.707	11 -	1:43.498	+ 1.397	14:36:04.889					
5 -	1:43.319	+ 1.218	14:25:44.026	12 -	1:43.922	+ 1.821	14:37:48.811					
6 -	1:44.254	+ 2.153	14:27:28.280	13 -	1:43.738	+ 1.637	14:39:32.549					
7 -	1:43.276	+ 1.175	14:29:11.556									
2	Mick WHITEHEAD						Caterham 7					
1 -	1:56.659	+ 15.078	14:18:37.622	8 -	1:43.053	+ 1.472	14:30:52.897					
2 -	1:50.019	+ 8.438	14:20:27.641	9 -	1:42.907	+ 1.326	14:32:35.804					
3 -	1:45.977	+ 4.396	14:22:13.618	10 -	1:41.582	+ 0.001	14:34:17.386					
4 -	1:44.681	+ 3.100	14:23:58.299	11 -	1:41.581		14:35:58.967					
5 -	1:43.789	+ 2.208	14:25:42.088	12 -	1:41.862	+ 0.281	14:37:40.829					
6 -	1:43.181	+ 1.600	14:27:25.269	13 -	1:50.331	+ 8.750	14:39:31.160					
7 -	1:44.575	+ 2.994	14:29:09.844									
4	Martin AMISON						Caterham 7					
1 -	1:58.560	+ 15.803	14:18:39.523	8 -	1:43.454	+ 0.697	14:30:54.774					
2 -	1:50.502	+ 7.745	14:20:30.025	9 -	1:43.351	+ 0.594	14:32:38.125					
3 -	1:45.182	+ 2.425	14:22:15.207	10 -	1:43.735	+ 0.978	14:34:21.860					
4 -	1:44.414	+ 1.657	14:23:59.621	11 -	1:42.757		14:36:04.617					
5 -	1:44.084	+ 1.327	14:25:43.705	12 -	1:43.896	+ 1.139	14:37:48.513					
6 -	1:44.433	+ 1.676	14:27:28.138	13 -	1:43.894	+ 1.137	14:39:32.407					
7 -	1:43.182	+ 0.425	14:29:11.320									
5	Nick FROST						Caterham 7					
1 -	1:57.337	+ 14.502	14:18:38.300	8 -	1:43.242	+ 0.407	14:31:04.932					
2 -	1:53.647	+ 10.812	14:20:31.947	9 -	1:42.971	+ 0.136	14:32:47.903					
3 -	1:46.981	+ 4.146	14:22:18.928	10 -	1:43.157	+ 0.322	14:34:31.060					
4 -	1:47.838	+ 5.003	14:24:06.766	11 -	2:13.949	+ 31.114	14:36:45.009					
5 -	1:46.691	+ 3.856	14:25:53.457	12 -	1:44.199	+ 1.364	14:38:29.208					
6 -	1:43.953	+ 1.118	14:27:37.410	13 -	1:42.835		14:40:12.043					
7 -	1:44.280	+ 1.445	14:29:21.690									
7	Nicholas HARYETT						Caterham 7					
1 -	1:56.441	+ 13.667	14:18:37.404	8 -	1:43.494	+ 0.720	14:31:04.323					
2 -	1:59.036	+ 16.262	14:20:36.440	9 -	1:43.049	+ 0.275	14:32:47.372					
3 -	1:45.723	+ 2.949	14:22:22.163	10 -	1:42.774		14:34:30.146					
4 -	1:45.236	+ 2.462	14:24:07.399	11 -	1:43.678	+ 0.904	14:36:13.824					
5 -	1:45.311	+ 2.537	14:25:52.710	12 -	1:44.014	+ 1.240	14:37:57.838					
6 -	1:43.742	+ 0.968	14:27:36.452	13 -	1:45.018	+ 2.244	14:39:42.856					
7 -	1:44.377	+ 1.603	14:29:20.829									
9	Adrian RUSSELL						Caterham 7					
1 -	1:55.098	+ 11.874	14:18:36.061	5 -	1:43.814	+ 0.590	14:25:41.855					
2 -	1:49.554	+ 6.330	14:20:25.615	6 -	1:43.224		14:27:25.079					
3 -	1:46.373	+ 3.149	14:22:11.988	7 -	1:45.221	+ 1.997	14:29:10.300					
4 -	1:46.053	+ 2.829	14:23:58.041	8 -	1:44.751	+ 1.527	14:30:55.051					
13	Trevor CARVEY						Caterham 7					
1 -	1:55.722	+ 14.211	14:18:36.685	8 -	1:43.425	+ 1.914	14:30:52.791					
2 -	1:48.451	+ 6.940	14:20:25.136	9 -	1:43.421	+ 1.910	14:32:36.212					
3 -	1:46.160	+ 4.649	14:22:11.296	10 -	1:41.726	+ 0.215	14:34:17.938					
4 -	1:45.065	+ 3.554	14:23:56.361	11 -	1:41.511		14:35:59.449					
5 -	1:44.039	+ 2.528	14:25:40.400	12 -	1:41.903	+ 0.392	14:37:41.352					
6 -	1:44.271	+ 2.760	14:27:24.671	13 -	1:43.092	+ 1.581	14:39:24.444					
7 -	1:44.695	+ 3.184	14:29:09.366									
14	Tom OVERTON						Caterham 7					
1 -	1:58.157	+ 14.344	14:18:39.120	8 -	1:44.804	+ 0.991	14:31:00.847					

Weather / Track : Cloudy / Drying

Anglesey International GP
Circuit Length = 2.1000 miles
Start: 14:16 End: 14:40

McMillan Motorsport Caterham Graduates - Mega

RACE 3 - LAP ANALYSIS

2 -	1:49.340	+ 5.527	14:20:28.460	9 -	1:43.813		14:32:44.660
3 -	1:46.447	+ 2.634	14:22:14.907	10 -	1:44.578	+ 0.765	14:34:29.238
4 -	1:46.329	+ 2.516	14:24:01.236	11 -	1:44.352	+ 0.539	14:36:13.590
5 -	1:45.674	+ 1.861	14:25:46.910	12 -	1:44.538	+ 0.725	14:37:58.128
6 -	1:44.604	+ 0.791	14:27:31.514	13 -	1:44.126	+ 0.313	14:39:42.254
7 -	1:44.529	+ 0.716	14:29:16.043				
21	Matthew THOMPSON			Caterham 7			
1 -	2:00.922	+ 16.313	14:18:41.885	8 -	1:44.609		14:31:20.213
2 -	1:51.747	+ 7.138	14:20:33.632	9 -	1:45.655	+ 1.046	14:33:05.868
3 -	1:48.289	+ 3.680	14:22:21.921	10 -	1:45.742	+ 1.133	14:34:51.610
4 -	1:47.011	+ 2.402	14:24:08.932	11 -	1:44.819	+ 0.210	14:36:36.429
5 -	1:45.392	+ 0.783	14:25:54.324	12 -	1:45.229	+ 0.620	14:38:21.658
6 -	1:56.329	+ 11.720	14:27:50.653	13 -	1:44.614	+ 0.005	14:40:06.272
7 -	1:44.951	+ 0.342	14:29:35.604				
25	Keith PENNINGTON			Caterham 7			
1 -	2:03.197	+ 18.303	14:18:44.160	8 -	1:46.161	+ 1.267	14:31:26.221
2 -	1:53.084	+ 8.190	14:20:37.244	9 -	1:45.624	+ 0.730	14:33:11.845
3 -	1:49.787	+ 4.893	14:22:27.031	10 -	1:46.608	+ 1.714	14:34:58.453
4 -	1:50.123	+ 5.229	14:24:17.154	11 -	1:47.542	+ 2.648	14:36:45.995
5 -	1:48.862	+ 3.968	14:26:06.016	12 -	1:44.894		14:38:30.889
6 -	1:47.140	+ 2.246	14:27:53.156	13 -	1:45.707	+ 0.813	14:40:16.596
7 -	1:46.904	+ 2.010	14:29:40.060				
26	Ian NOBLE			Caterham 7			
1 -	1:59.252	+ 16.234	14:18:40.215	8 -	1:44.067	+ 1.049	14:31:09.264
2 -	1:51.337	+ 8.319	14:20:31.552	9 -	1:45.181	+ 2.163	14:32:54.445
3 -	1:47.635	+ 4.617	14:22:19.187	10 -	1:44.180	+ 1.162	14:34:38.625
4 -	1:47.738	+ 4.720	14:24:06.925	11 -	1:43.892	+ 0.874	14:36:22.517
5 -	1:46.924	+ 3.906	14:25:53.849	12 -	1:43.018		14:38:05.535
6 -	1:46.806	+ 3.788	14:27:40.655	13 -	1:43.367	+ 0.349	14:39:48.902
7 -	1:44.542	+ 1.524	14:29:25.197				
28	Oliver GIBSON			Caterham 7			
1 -	2:02.358	+ 19.286	14:18:43.321	8 -	1:44.445	+ 1.373	14:31:11.282
2 -	1:50.752	+ 7.680	14:20:34.073	9 -	1:44.303	+ 1.231	14:32:55.585
3 -	1:48.836	+ 5.764	14:22:22.909	10 -	1:44.256	+ 1.184	14:34:39.841
4 -	1:47.532	+ 4.460	14:24:10.441	11 -	1:44.262	+ 1.190	14:36:24.103
5 -	1:44.610	+ 1.538	14:25:55.051	12 -	1:45.720	+ 2.648	14:38:09.823
6 -	1:47.374	+ 4.302	14:27:42.425	13 -	1:43.072		14:39:52.895
7 -	1:44.412	+ 1.340	14:29:26.837				
36	Glenn BURTENSHAW			Caterham 7			
1 -	1:57.892	+ 14.620	14:18:38.855	8 -	1:44.599	+ 1.327	14:31:01.044
2 -	1:51.379	+ 8.107	14:20:30.234	9 -	1:44.035	+ 0.763	14:32:45.079
3 -	1:45.568	+ 2.296	14:22:15.802	10 -	1:44.480	+ 1.208	14:34:29.559
4 -	1:45.592	+ 2.320	14:24:01.394	11 -	1:43.272		14:36:12.831
5 -	1:45.175	+ 1.903	14:25:46.569	12 -	1:44.362	+ 1.090	14:37:57.193
6 -	1:45.549	+ 2.277	14:27:32.118	13 -	1:44.403	+ 1.131	14:39:41.596
7 -	1:44.327	+ 1.055	14:29:16.445				
38	Ian BRUNNING			Caterham 7			
1 -	2:03.615	+ 18.738	14:18:44.578	8 -	1:46.922	+ 2.045	14:31:24.219
2 -	1:53.324	+ 8.447	14:20:37.902	9 -	1:45.922	+ 1.045	14:33:10.141
3 -	1:50.630	+ 5.753	14:22:28.532	10 -	1:45.927	+ 1.050	14:34:56.068
4 -	1:49.446	+ 4.569	14:24:17.978	11 -	1:46.308	+ 1.431	14:36:42.376
5 -	1:47.106	+ 2.229	14:26:05.084	12 -	1:44.946	+ 0.069	14:38:27.322
6 -	1:46.757	+ 1.880	14:27:51.841	13 -	1:44.877		14:40:12.199
7 -	1:45.456	+ 0.579	14:29:37.297				
44	Nick PANCISI			Caterham 7			
1 -	1:58.691	+ 15.884	14:18:39.654	8 -	1:44.358	+ 1.551	14:31:06.262

Weather / Track : Cloudy / Drying

Anglesey International GP
Circuit Length = 2.1000 miles
Start: 14:16 End: 14:40

McMillan Motorsport Caterham Graduates - Mega

RACE 3 - LAP ANALYSIS

2 -	1:51.596	+ 8.789	14:20:31.250	9 -	1:42.921	+ 0.114	14:32:49.183
3 -	1:47.627	+ 4.820	14:22:18.877	10 -	1:42.807		14:34:31.990
4 -	1:47.139	+ 4.332	14:24:06.016	11 -	1:46.333	+ 3.526	14:36:18.323
5 -	1:46.963	+ 4.156	14:25:52.979	12 -	1:43.239	+ 0.432	14:38:01.562
6 -	1:43.929	+ 1.122	14:27:36.908	13 -	1:43.182	+ 0.375	14:39:44.744
7 -	1:44.996	+ 2.189	14:29:21.904				
54	Peter FRITH			Caterham 7			
1 -	2:00.171	+ 17.404	14:18:41.134	8 -	1:44.222	+ 1.455	14:31:10.530
2 -	1:51.349	+ 8.582	14:20:32.483	9 -	1:44.848	+ 2.081	14:32:55.378
3 -	1:48.058	+ 5.291	14:22:20.541	10 -	1:43.741	+ 0.974	14:34:39.119
4 -	1:46.681	+ 3.914	14:24:07.222	11 -	1:44.715	+ 1.948	14:36:23.834
5 -	1:47.432	+ 4.665	14:25:54.654	12 -	1:47.509	+ 4.742	14:38:11.343
6 -	1:46.771	+ 4.004	14:27:41.425	13 -	1:42.767		14:39:54.110
7 -	1:44.883	+ 2.116	14:29:26.308				

Weather / Track : Cloudy / Drying

Anglesey International GP
 Circuit Length = 2.1000 miles
 Start: 14:16 End: 14:40

**McMillan Motorsport Caterham Graduates - Mega
QUALIFYING - RACE 11 - CLASSIFICATION**

POS	NO	CL	NAME	ENTRY	TIME	ON	LAPS	GAP	DIFF	MPH
1	4		Martin AMISON	Caterham 7	1:16.320	10	12			73.11
2	7		Nicholas HARYETT	Caterham 7	1:16.526	6	12	0.206	0.206	72.91
3	13		Trevor CARVEY	Caterham 7	1:16.539	10	11	0.219	0.013	72.90
4	1		Myles PACKMAN	Caterham 7	1:16.751	12	12	0.431	0.212	72.70
5	5		Nick FROST	Caterham 7	1:16.875	10	12	0.555	0.124	72.58
6	44		Nick PANCISI	Caterham 7	1:17.020	5	11	0.700	0.145	72.44
7	28		Oliver GIBSON	Caterham 7	1:17.025	6	11	0.705	0.005	72.44
8	36		Glenn BURTENSHAW	Caterham 7	1:17.029	7	11	0.709	0.004	72.44
9	9		Adrian RUSSELL	Caterham 7	1:17.335	6	11	1.015	0.306	72.15
10	14		Tom OVERTON	Caterham 7	1:17.375	3	12	1.055	0.040	72.11
11	54		Peter FRITH	Caterham 7	1:17.623	9	12	1.303	0.248	71.88
12	21		Matthew THOMPSON	Caterham 7	1:17.984	11	11	1.664	0.361	71.55
13	38		Ian BRUNNING	Caterham 7	1:18.000	11	11	1.680	0.016	71.53
14	26		Ian NOBLE	Caterham 7	1:18.138	10	11	1.818	0.138	71.41
15	25		Keith PENNINGTON	Caterham 7	1:19.138	5	11	2.818	1.000	70.51

Weather / Track : Cloudy / Dry
 These results are provisional until the conclusion of any judicial and technical matters.

Anglesey Coastal
 Circuit Length = 1.5500 miles
 Start: 10:21 End: 10:37

Clerk of Course :		Timekeeper :
-------------------	--	--------------

McMillan Motorsport Caterham Graduates - Mega

QUALIFYING - RACE 11 - LAP ANALYSIS

1	Myles PACKMAN		Caterham 7				
1 -	1:21.286	+ 4.535	10:22:59.464	7 -	1:17.059	+ 0.308	10:30:48.457
2 -	1:18.907	+ 2.156	10:24:18.371	8 -	1:17.449	+ 0.698	10:32:05.906
3 -	1:17.119	+ 0.368	10:25:35.490	9 -	1:21.627	+ 4.876	10:33:27.533
4 -	1:21.602	+ 4.851	10:26:57.092	10 -	1:17.327	+ 0.576	10:34:44.860
5 -	1:17.088	+ 0.337	10:28:14.180	11 -	1:17.778	+ 1.027	10:36:02.638
6 -	1:17.218	+ 0.467	10:29:31.398	12 -	1:16.751		10:37:19.389
4	Martin AMISON		Caterham 7				
1 -	1:20.636	+ 4.316	10:23:00.022	7 -	1:16.978	+ 0.658	10:30:46.588
2 -	1:17.817	+ 1.497	10:24:17.839	8 -	1:22.207	+ 5.887	10:32:08.795
3 -	1:18.158	+ 1.838	10:25:35.997	9 -	1:16.662	+ 0.342	10:33:25.457
4 -	1:17.147	+ 0.827	10:26:53.144	10 -	1:16.320		10:34:41.777
5 -	1:18.601	+ 2.281	10:28:11.745	11 -	1:16.912	+ 0.592	10:35:58.689
6 -	1:17.865	+ 1.545	10:29:29.610	12 -	1:17.094	+ 0.774	10:37:15.783
5	Nick FROST		Caterham 7				
1 -	1:21.180	+ 4.305	10:23:02.277	7 -	1:19.082	+ 2.207	10:30:47.377
2 -	1:17.203	+ 0.328	10:24:19.480	8 -	1:17.990	+ 1.115	10:32:05.367
3 -	1:17.336	+ 0.461	10:25:36.816	9 -	1:18.616	+ 1.741	10:33:23.983
4 -	1:16.903	+ 0.028	10:26:53.719	10 -	1:16.875		10:34:40.858
5 -	1:17.435	+ 0.560	10:28:11.154	11 -	1:17.267	+ 0.392	10:35:58.125
6 -	1:17.141	+ 0.266	10:29:28.295	12 -	1:18.035	+ 1.160	10:37:16.160
7	Nicholas HARYETT		Caterham 7				
1 -	1:19.954	+ 3.428	10:23:01.805	7 -	1:20.322	+ 3.796	10:30:49.038
2 -	1:16.913	+ 0.387	10:24:18.718	8 -	1:17.244	+ 0.718	10:32:06.282
3 -	1:17.727	+ 1.201	10:25:36.445	9 -	1:16.974	+ 0.448	10:33:23.256
4 -	1:18.995	+ 2.469	10:26:55.440	10 -	1:17.031	+ 0.505	10:34:40.287
5 -	1:16.750	+ 0.224	10:28:12.190	11 -	1:21.355	+ 4.829	10:36:01.642
6 -	1:16.526		10:29:28.716	12 -	1:16.677	+ 0.151	10:37:18.319
9	Adrian RUSSELL		Caterham 7				
1 -	1:22.265	+ 4.930	10:23:16.340	7 -	1:17.692	+ 0.357	10:31:04.200
2 -	1:18.499	+ 1.164	10:24:34.839	8 -	1:17.580	+ 0.245	10:32:21.780
3 -	1:18.427	+ 1.092	10:25:53.266	9 -	1:17.592	+ 0.257	10:33:39.372
4 -	1:17.976	+ 0.641	10:27:11.242	10 -	1:18.205	+ 0.870	10:34:57.577
5 -	1:17.931	+ 0.596	10:28:29.173	11 -	1:17.526	+ 0.191	10:36:15.103
6 -	1:17.335		10:29:46.508				
13	Trevor CARVEY		Caterham 7				
1 -	2:04.127	+ 47.588	10:24:04.570	7 -	1:17.038	+ 0.499	10:31:47.824
2 -	1:17.894	+ 1.355	10:25:22.464	8 -	1:28.812	+ 12.273	10:33:16.636
3 -	1:17.537	+ 0.998	10:26:40.001	9 -	1:26.544	+ 10.005	10:34:43.180
4 -	1:17.219	+ 0.680	10:27:57.220	10 -	1:16.539		10:35:59.719
5 -	1:16.986	+ 0.447	10:29:14.206	11 -	1:16.928	+ 0.389	10:37:16.647
6 -	1:16.580	+ 0.041	10:30:30.786				
14	Tom OVERTON		Caterham 7				
1 -	1:21.240	+ 3.865	10:23:01.223	7 -	1:17.572	+ 0.197	10:30:49.746
2 -	1:19.207	+ 1.832	10:24:20.430	8 -	1:17.693	+ 0.318	10:32:07.439
3 -	1:17.375		10:25:37.805	9 -	1:17.583	+ 0.208	10:33:25.022
4 -	1:18.175	+ 0.800	10:26:55.980	10 -	1:17.790	+ 0.415	10:34:42.812
5 -	1:17.963	+ 0.588	10:28:13.943	11 -	1:17.573	+ 0.198	10:36:00.385
6 -	1:18.231	+ 0.856	10:29:32.174	12 -	1:18.812	+ 1.437	10:37:19.197
21	Matthew THOMPSON		Caterham 7				
1 -	1:23.357	+ 5.373	10:23:12.818	7 -	1:18.619	+ 0.635	10:31:08.301
2 -	1:20.405	+ 2.421	10:24:33.223	8 -	1:18.619	+ 0.635	10:32:26.920
3 -	1:19.753	+ 1.769	10:25:52.976	9 -	1:19.910	+ 1.926	10:33:46.830
4 -	1:19.892	+ 1.908	10:27:12.868	10 -	1:18.075	+ 0.091	10:35:04.905
5 -	1:18.383	+ 0.399	10:28:31.251	11 -	1:17.984		10:36:22.889

Weather / Track : Cloudy / Dry

Anglesey Coastal
Circuit Length = 1.5500 miles
Start: 10:21 End: 10:37

McMillan Motorsport Caterham Graduates - Mega

QUALIFYING - RACE 11 - LAP ANALYSIS


6 -	1:18.431	+ 0.447	10:29:49.682				
25	Keith PENNINGTON		Caterham 7				
1 -	1:23.404	+ 4.266	10:23:19.295	7 -	1:19.362	+ 0.224	10:31:17.862
2 -	1:21.332	+ 2.194	10:24:40.627	8 -	1:19.490	+ 0.352	10:32:37.352
3 -	1:19.788	+ 0.650	10:26:00.415	9 -	1:19.677	+ 0.539	10:33:57.029
4 -	1:19.316	+ 0.178	10:27:19.731	10 -	1:19.379	+ 0.241	10:35:16.408
5 -	1:19.138		10:28:38.869	11 -	1:19.208	+ 0.070	10:36:35.616
6 -	1:19.631	+ 0.493	10:29:58.500				
26	Ian NOBLE		Caterham 7				
1 -	1:23.072	+ 4.934	10:23:11.989	7 -	1:18.430	+ 0.292	10:31:08.937
2 -	1:19.996	+ 1.858	10:24:31.985	8 -	1:18.363	+ 0.225	10:32:27.300
3 -	1:22.222	+ 4.084	10:25:54.207	9 -	1:18.955	+ 0.817	10:33:46.255
4 -	1:19.166	+ 1.028	10:27:13.373	10 -	1:18.138		10:35:04.393
5 -	1:18.883	+ 0.745	10:28:32.256	11 -	1:18.201	+ 0.063	10:36:22.594
6 -	1:18.251	+ 0.113	10:29:50.507				
28	Oliver GIBSON		Caterham 7				
1 -	1:24.450	+ 7.425	10:23:08.863	7 -	1:17.205	+ 0.180	10:30:57.711
2 -	1:20.611	+ 3.586	10:24:29.474	8 -	1:18.162	+ 1.137	10:32:15.873
3 -	1:17.933	+ 0.908	10:25:47.407	9 -	1:23.008	+ 5.983	10:33:38.881
4 -	1:18.888	+ 1.863	10:27:06.295	10 -	1:28.522	+ 11.497	10:35:07.403
5 -	1:17.186	+ 0.161	10:28:23.481	11 -	1:17.343	+ 0.318	10:36:24.746
6 -	1:17.025		10:29:40.506				
36	Glenn BURTENSHAW		Caterham 7				
1 -	1:20.687	+ 3.658	10:23:13.596	7 -	1:17.029		10:30:59.507
2 -	1:18.633	+ 1.604	10:24:32.229	8 -	1:23.306	+ 6.277	10:32:22.813
3 -	1:17.793	+ 0.764	10:25:50.022	9 -	1:17.359	+ 0.330	10:33:40.172
4 -	1:18.027	+ 0.998	10:27:08.049	10 -	1:17.815	+ 0.786	10:34:57.987
5 -	1:17.051	+ 0.022	10:28:25.100	11 -	1:17.557	+ 0.528	10:36:15.544
6 -	1:17.378	+ 0.349	10:29:42.478				
38	Ian BRUNNING		Caterham 7				
1 -	1:25.191	+ 7.191	10:23:18.083	7 -	1:18.512	+ 0.512	10:31:14.640
2 -	1:21.725	+ 3.725	10:24:39.808	8 -	1:19.088	+ 1.088	10:32:33.728
3 -	1:19.340	+ 1.340	10:25:59.148	9 -	1:18.343	+ 0.343	10:33:52.071
4 -	1:19.463	+ 1.463	10:27:18.611	10 -	1:18.622	+ 0.622	10:35:10.693
5 -	1:18.761	+ 0.761	10:28:37.372	11 -	1:18.000		10:36:28.693
6 -	1:18.756	+ 0.756	10:29:56.128				
44	Nick PANCISI		Caterham 7				
1 -	1:23.609	+ 6.589	10:23:14.186	7 -	1:21.273	+ 4.253	10:31:04.712
2 -	1:19.195	+ 2.175	10:24:33.381	8 -	1:17.566	+ 0.546	10:32:22.278
3 -	1:18.134	+ 1.114	10:25:51.515	9 -	1:18.362	+ 1.342	10:33:40.640
4 -	1:17.591	+ 0.571	10:27:09.106	10 -	1:17.908	+ 0.888	10:34:58.548
5 -	1:17.020		10:28:26.126	11 -	1:34.091	+ 17.071	10:36:32.639
6 -	1:17.313	+ 0.293	10:29:43.439				
54	Peter FRITH		Caterham 7				
1 -	1:24.809	+ 7.186	10:23:08.411	7 -	1:18.699	+ 1.076	10:30:58.593
2 -	1:19.218	+ 1.595	10:24:27.629	8 -	1:18.183	+ 0.560	10:32:16.776
3 -	1:18.146	+ 0.523	10:25:45.775	9 -	1:17.623		10:33:34.399
4 -	1:17.877	+ 0.254	10:27:03.652	10 -	1:17.675	+ 0.052	10:34:52.074
5 -	1:18.216	+ 0.593	10:28:21.868	11 -	1:18.292	+ 0.669	10:36:10.366
6 -	1:18.026	+ 0.403	10:29:39.894	12 -	1:17.750	+ 0.127	10:37:28.116

Weather / Track : Cloudy / Dry

Anglesey Coastal
Circuit Length = 1.5500 miles
Start: 10:21 End: 10:37

McMillan Motorsport Caterham Graduates - Mega

RACE 11 - GRID

ROW 8		1:19.138 25 Keith PENNINGTON	
ROW 7	1:18.138 26 Ian NOBLE		1:18.000 38 Ian BRUNNING
ROW 6	1:17.984 21 Matthew THOMPSON	1:17.623 54 Peter FRITH	
ROW 5	1:17.375 14 Tom OVERTON		1:17.335 9 Adrian RUSSELL
ROW 4	1:17.029 36 Glenn BURTENSHAW	1:17.025 28 Oliver GIBSON	
ROW 3	1:17.020 44 Nick PANCISI		1:16.875 5 Nick FROST
ROW 2	1:16.751 1 Myles PACKMAN	1:16.539 13 Trevor CARVEY	
ROW 1	1:16.526 7 Nicholas HARYETT		1:16.320 4 Martin AMISON
Pole			
			

Anglesey Coastal
Circuit Length = 1.5500 miles

These results are provisional until the conclusion of any judicial and technical matters.

Clerk of Course :		Timekeeper :
-------------------	--	--------------

McMillan Motorsport Caterham Graduates - Mega

RACE 11 - CLASSIFICATION

POS	NO	CL	NAME	ENTRY	LAPS	TIME	GAP	DIFF	MPH	BEST	ON
1	1		Myles PACKMAN	Caterham 7	17	21:52.762			72.26	1:16.281	9
2	9		Adrian RUSSELL	Caterham 7	17	21:57.846	5.084	5.084	71.98	1:16.556	8
3	13		Trevor CARVEY	Caterham 7	17	22:00.360	7.598	2.514	71.84	1:16.350	15
4	4		Martin AMISON	Caterham 7	17	22:03.638	10.876	3.278	71.66	1:16.258	7
5	7		Nicholas HARYETT	Caterham 7	17	22:04.048	11.286	0.410	71.64	1:16.786	16
6	5		Nick FROST	Caterham 7	17	22:05.229	12.467	1.181	71.58	1:16.845	7
7	28		Oliver GIBSON	Caterham 7	17	22:05.593	12.831	0.364	71.56	1:16.747	17
8	54		Peter FRITH	Caterham 7	17	22:11.211	18.449	5.618	71.25	1:17.228	11
9	36		Glenn BURTENSHAW	Caterham 7	17	22:13.144	20.382	1.933	71.15	1:16.732	12
10	14		Tom OVERTON	Caterham 7	17	22:13.893	21.131	0.749	71.11	1:16.935	11
11	44		Nick PANCISI	Caterham 7	17	22:14.454	21.692	0.561	71.08	1:17.033	7
12	26		Ian NOBLE	Caterham 7	17	22:20.295	27.533	5.841	70.77	1:17.572	10
13	38		Ian BRUNNING	Caterham 7	17	22:25.497	32.735	5.202	70.50	1:17.966	6
14	25		Keith PENNINGTON	Caterham 7	17	22:25.891	33.129	0.394	70.48	1:18.017	6
15	21		Matthew THOMPSON	Caterham 7	17	22:48.212	55.450	22.321	69.33	1:17.306	11

FASTEST LAP

4	Martin AMISON	Caterham 7	7	1:16.258	73.17 mph	117.76 kph
---	----------------------	------------	---	----------	-----------	------------

Weather / Track : Cloudy / Dry

These results are provisional until the conclusion of any judicial and technical matters.

Anglesey Coastal

Circuit Length = 1.5500 miles

Start: 13:02 End: 13:25

Clerk of Course :

Timekeeper :

McMillan Motorsport Caterham Graduates - Mega

RACE 11 - LAP CHART

Lap 1			Lap 2			Lap 3			Lap 4			Lap 5		
No	Behind	Laptime	No	Behind	Laptime	No	Behind	Laptime	No	Behind	Laptime	No	Behind	Laptime
4		1:22.072	4		1:17.129	4		1:17.625	4		1:17.535	4		1:17.751
7	0.467	1:22.539	7	0.654	1:17.316	7	0.432	1:17.403	7	0.389	1:17.492	1	0.220	1:17.121
1	0.699	1:22.771	1	0.948	1:17.378	1	0.742	1:17.419	1	0.850	1:17.643	7	0.512	1:17.874
5	1.081	1:23.153	9	1.535	1:17.100	9	1.375	1:17.465	9	1.450	1:17.610	9	0.978	1:17.279
9	1.564	1:23.636	5	1.841	1:17.889	5	1.623	1:17.407	5	1.648	1:17.560	5	1.267	1:17.370
44	2.105	1:24.177	44	2.720	1:17.744	44	3.057	1:17.962	13	2.736	1:16.989	13	1.816	1:16.831
36	2.530	1:24.602	13	3.191	1:17.118	13	3.282	1:17.716	44	3.455	1:17.933	44	2.990	1:17.286
14	3.001	1:25.073	14	4.547	1:18.675	14	4.844	1:17.922	14	5.200	1:17.891	14	5.255	1:17.806
13	3.202	1:25.274	21	5.045	1:18.399	21	5.635	1:18.215	28	5.437	1:17.137	28	5.729	1:18.043
28	3.426	1:25.498	28	5.800	1:19.503	28	5.835	1:17.660	54	6.031	1:17.466	54	6.228	1:17.948
21	3.775	1:25.847	54	6.305	1:18.639	54	6.100	1:17.420	25	8.992	1:19.040	36	9.525	1:18.032
25	4.298	1:26.370	25	6.751	1:19.582	25	7.487	1:18.361	36	9.244	1:18.657	25	10.214	1:18.973
54	4.795	1:26.867	26	7.139	1:19.202	26	7.732	1:18.218	26	10.090	1:19.893	21	10.580	1:18.088
26	5.066	1:27.138	38	7.466	1:19.153	36	8.122	1:17.823	21	10.243	1:22.143	26	10.960	1:18.621
38	5.442	1:27.514	36	7.924	1:22.523	38	8.778	1:18.937	38	10.807	1:19.564	38	11.429	1:18.373

Weather / Track : Cloudy / Dry

Anglesey Coastal
Circuit Length = 1.5500 miles
Start: 13:02 End: 13:25

McMillan Motorsport Caterham Graduates - Mega

RACE 11 - LAP CHART

Lap 6			Lap 7			Lap 8			Lap 9			Lap 10		
No	Behind	Laptime	No	Behind	Laptime	No	Behind	Laptime	No	Behind	Laptime	No	Behind	Laptime
1		1:17.463	1		1:16.608	1		1:16.819	1		1:16.281	1		1:16.626
9	0.649	1:17.354	9	0.796	1:16.755	9	0.533	1:16.556	9	0.989	1:16.737	9	1.037	1:16.674
7	0.996	1:18.167	4	1.359	1:16.258	7	2.615	1:17.509	4	3.918	1:16.735	4	5.115	1:17.823
4	1.709	1:19.392	7	1.925	1:17.537	5	3.073	1:17.532	5	4.324	1:17.532	5	5.359	1:17.661
5	2.123	1:18.539	5	2.360	1:16.845	4	3.464	1:18.924	7	4.675	1:18.341	13	5.496	1:17.162
13	2.294	1:18.161	13	2.615	1:16.929	13	3.729	1:17.933	13	4.960	1:17.512	7	6.108	1:18.059
44	2.819	1:17.512	44	3.244	1:17.033	44	4.541	1:18.116	44	5.674	1:17.414	44	7.954	1:18.906
28	5.519	1:17.473	28	5.960	1:17.049	28	6.911	1:17.770	28	8.418	1:17.788	28	8.675	1:16.883
14	6.033	1:18.461	14	6.977	1:17.552	14	8.021	1:17.863	54	9.622	1:17.558	54	10.296	1:17.300
54	6.591	1:18.046	54	7.566	1:17.583	54	8.345	1:17.598	14	10.145	1:18.405	14	11.038	1:17.519
36	9.539	1:17.697	36	10.094	1:17.163	36	10.588	1:17.313	36	11.881	1:17.574	36	12.811	1:17.556
25	10.548	1:18.017	25	12.845	1:18.905	25	14.503	1:18.477	38	17.102	1:18.298	26	18.381	1:17.572
21	10.882	1:17.985	38	13.643	1:18.539	38	15.085	1:18.261	26	17.435	1:18.306	38	18.989	1:18.513
26	11.472	1:18.195	26	13.941	1:19.077	26	15.410	1:18.288	25	17.898	1:19.676	25	19.689	1:18.417
38	11.712	1:17.966	21	20.155	1:25.881	21	20.956	1:17.620	21	22.399	1:17.724	21	23.276	1:17.503

Weather / Track : Cloudy / Dry

Anglesey Coastal
 Circuit Length = 1.5500 miles
 Start: 13:02 End: 13:25

McMillan Motorsport Caterham Graduates - Mega

RACE 11 - LAP CHART

Lap 11			Lap 12			Lap 13			Lap 14			Lap 15		
No	Behind	Laptime	No	Behind	Laptime	No	Behind	Laptime	No	Behind	Laptime	No	Behind	Laptime
1		1:16.614	1		1:16.743	1		1:16.628	1		1:16.687	1		1:16.494
9	1.425	1:17.002	9	1.816	1:17.134	9	1.973	1:16.785	9	2.887	1:17.601	9	3.340	1:16.947
4	6.209	1:17.708	4	7.276	1:17.810	13	8.128	1:17.318	13	8.353	1:16.912	13	8.209	1:16.350
13	6.547	1:17.665	13	7.438	1:17.634	7	8.842	1:17.428	7	9.189	1:17.034	7	10.100	1:17.405
5	6.883	1:18.138	7	8.042	1:17.564	5	9.533	1:17.807	5	9.745	1:16.899	5	10.963	1:17.712
7	7.221	1:17.727	5	8.354	1:18.214	4	9.933	1:19.285	4	10.253	1:17.007	4	11.211	1:17.452
28	10.099	1:18.038	28	10.769	1:17.413	28	11.144	1:17.003	28	11.931	1:17.474	28	12.472	1:17.035
44	10.440	1:19.100	44	11.422	1:17.725	54	12.955	1:17.656	54	14.386	1:18.118	54	15.576	1:17.684
54	10.910	1:17.228	54	11.927	1:17.760	44	13.213	1:18.419	14	16.498	1:19.518	36	17.961	1:17.740
14	11.359	1:16.935	14	12.340	1:17.724	14	13.667	1:17.955	36	16.715	1:19.294	44	18.462	1:17.860
36	13.533	1:17.336	36	13.522	1:16.732	36	14.108	1:17.214	44	17.096	1:20.570	14	18.729	1:18.725
26	19.673	1:17.906	26	21.208	1:18.278	26	22.653	1:18.073	26	23.682	1:17.716	26	25.113	1:17.925
38	20.479	1:18.104	38	22.419	1:18.683	38	23.810	1:18.019	38	25.787	1:18.664	38	28.199	1:18.906
25	21.201	1:18.126	25	23.154	1:18.696	25	24.998	1:18.472	25	26.957	1:18.646	25	29.191	1:18.728
21	23.968	1:17.306	21	32.558	1:25.333	21	43.097	1:27.167	21	46.163	1:19.753	21	49.106	1:19.437

Weather / Track : Cloudy / Dry

Anglesey Coastal
 Circuit Length = 1.5500 miles
 Start: 13:02 End: 13:25

**McMillan Motorsport Caterham Graduates - Mega
RACE 11 - LAP CHART**

Lap 16			Lap 17		
No	Behind	Laptime	No	Behind	Laptime
1		1:16.603	1		1:16.864
9	4.526	1:17.789	9	5.084	1:17.422
13	7.979	1:16.373	13	7.598	1:16.483
7	10.283	1:16.786	4	10.876	1:16.474
4	11.266	1:16.658	7	11.286	1:17.867
5	11.834	1:17.474	5	12.467	1:17.497
28	12.948	1:17.079	28	12.831	1:16.747
54	16.997	1:18.024	54	18.449	1:18.316
36	19.250	1:17.892	36	20.382	1:17.996
14	20.361	1:18.235	14	21.131	1:17.634
44	20.738	1:18.879	44	21.692	1:17.818
26	26.647	1:18.137	26	27.533	1:17.750
38	30.426	1:18.830	38	32.735	1:19.173
25	30.993	1:18.405	25	33.129	1:19.000
21	51.884	1:19.381	21	55.450	1:20.430

Weather / Track : Cloudy / Dry

Anglesey Coastal
Circuit Length = 1.5500 miles
Start: 13:02 End: 13:25

McMillan Motorsport Caterham Graduates - Mega

RACE 11 - LAP ANALYSIS

1	Myles PACKMAN						Caterham 7		
1 -	1:22.771	+ 6.490	13:03:50.213	10 -	1:16.626	+ 0.345	13:15:23.571		
2 -	1:17.378	+ 1.097	13:05:07.591	11 -	1:16.614	+ 0.333	13:16:40.185		
3 -	1:17.419	+ 1.138	13:06:25.010	12 -	1:16.743	+ 0.462	13:17:56.928		
4 -	1:17.643	+ 1.362	13:07:42.653	13 -	1:16.628	+ 0.347	13:19:13.556		
5 -	1:17.121	+ 0.840	13:08:59.774	14 -	1:16.687	+ 0.406	13:20:30.243		
6 -	1:17.463	+ 1.182	13:10:17.237	15 -	1:16.494	+ 0.213	13:21:46.737		
7 -	1:16.608	+ 0.327	13:11:33.845	16 -	1:16.603	+ 0.322	13:23:03.340		
8 -	1:16.819	+ 0.538	13:12:50.664	17 -	1:16.864	+ 0.583	13:24:20.204		
9 -	1:16.281		13:14:06.945						
4	Martin AMISON						Caterham 7		
1 -	1:22.072	+ 5.814	13:03:49.514	10 -	1:17.823	+ 1.565	13:15:28.686		
2 -	1:17.129	+ 0.871	13:05:06.643	11 -	1:17.708	+ 1.450	13:16:46.394		
3 -	1:17.625	+ 1.367	13:06:24.268	12 -	1:17.810	+ 1.552	13:18:04.204		
4 -	1:17.535	+ 1.277	13:07:41.803	13 -	1:19.285	+ 3.027	13:19:23.489		
5 -	1:17.751	+ 1.493	13:08:59.554	14 -	1:17.007	+ 0.749	13:20:40.496		
6 -	1:19.392	+ 3.134	13:10:18.946	15 -	1:17.452	+ 1.194	13:21:57.948		
7 -	1:16.258		13:11:35.204	16 -	1:16.658	+ 0.400	13:23:14.606		
8 -	1:18.924	+ 2.666	13:12:54.128	17 -	1:16.474	+ 0.216	13:24:31.080		
9 -	1:16.735	+ 0.477	13:14:10.863						
5	Nick FROST						Caterham 7		
1 -	1:23.153	+ 6.308	13:03:50.595	10 -	1:17.661	+ 0.816	13:15:28.930		
2 -	1:17.889	+ 1.044	13:05:08.484	11 -	1:18.138	+ 1.293	13:16:47.068		
3 -	1:17.407	+ 0.562	13:06:25.891	12 -	1:18.214	+ 1.369	13:18:05.282		
4 -	1:17.560	+ 0.715	13:07:43.451	13 -	1:17.807	+ 0.962	13:19:23.089		
5 -	1:17.370	+ 0.525	13:09:00.821	14 -	1:16.899	+ 0.054	13:20:39.988		
6 -	1:18.539	+ 1.694	13:10:19.360	15 -	1:17.712	+ 0.867	13:21:57.700		
7 -	1:16.845		13:11:36.205	16 -	1:17.474	+ 0.629	13:23:15.174		
8 -	1:17.532	+ 0.687	13:12:53.737	17 -	1:17.497	+ 0.652	13:24:32.671		
9 -	1:17.532	+ 0.687	13:14:11.269						
7	Nicholas HARYETT						Caterham 7		
1 -	1:22.539	+ 5.753	13:03:49.981	10 -	1:18.059	+ 1.273	13:15:29.679		
2 -	1:17.316	+ 0.530	13:05:07.297	11 -	1:17.727	+ 0.941	13:16:47.406		
3 -	1:17.403	+ 0.617	13:06:24.700	12 -	1:17.564	+ 0.778	13:18:04.970		
4 -	1:17.492	+ 0.706	13:07:42.192	13 -	1:17.428	+ 0.642	13:19:22.398		
5 -	1:17.874	+ 1.088	13:09:00.066	14 -	1:17.034	+ 0.248	13:20:39.432		
6 -	1:18.167	+ 1.381	13:10:18.233	15 -	1:17.405	+ 0.619	13:21:56.837		
7 -	1:17.537	+ 0.751	13:11:35.770	16 -	1:16.786		13:23:13.623		
8 -	1:17.509	+ 0.723	13:12:53.279	17 -	1:17.867	+ 1.081	13:24:31.490		
9 -	1:18.341	+ 1.555	13:14:11.620						
9	Adrian RUSSELL						Caterham 7		
1 -	1:23.636	+ 7.080	13:03:51.078	10 -	1:16.674	+ 0.118	13:15:24.608		
2 -	1:17.100	+ 0.544	13:05:08.178	11 -	1:17.002	+ 0.446	13:16:41.610		
3 -	1:17.465	+ 0.909	13:06:25.643	12 -	1:17.134	+ 0.578	13:17:58.744		
4 -	1:17.610	+ 1.054	13:07:43.253	13 -	1:16.785	+ 0.229	13:19:15.529		
5 -	1:17.279	+ 0.723	13:09:00.532	14 -	1:17.601	+ 1.045	13:20:33.130		
6 -	1:17.354	+ 0.798	13:10:17.886	15 -	1:16.947	+ 0.391	13:21:50.077		
7 -	1:16.755	+ 0.199	13:11:34.641	16 -	1:17.789	+ 1.233	13:23:07.866		
8 -	1:16.556		13:12:51.197	17 -	1:17.422	+ 0.866	13:24:25.288		
9 -	1:16.737	+ 0.181	13:14:07.934						
13	Trevor CARVEY						Caterham 7		
1 -	1:25.274	+ 8.924	13:03:52.716	10 -	1:17.162	+ 0.812	13:15:29.067		
2 -	1:17.118	+ 0.768	13:05:09.834	11 -	1:17.665	+ 1.315	13:16:46.732		
3 -	1:17.716	+ 1.366	13:06:27.550	12 -	1:17.634	+ 1.284	13:18:04.366		
4 -	1:16.989	+ 0.639	13:07:44.539	13 -	1:17.318	+ 0.968	13:19:21.684		
5 -	1:16.831	+ 0.481	13:09:01.370	14 -	1:16.912	+ 0.562	13:20:38.596		
6 -	1:18.161	+ 1.811	13:10:19.531	15 -	1:16.350		13:21:54.946		

Weather / Track : Cloudy / Dry

Anglesey Coastal
Circuit Length = 1.5500 miles
Start: 13:02 End: 13:25

McMillan Motorsport Caterham Graduates - Mega

RACE 11 - LAP ANALYSIS

7 -	1:16.929	+ 0.579	13:11:36.460	16 -	1:16.373	+ 0.023	13:23:11.319
8 -	1:17.933	+ 1.583	13:12:54.393	17 -	1:16.483	+ 0.133	13:24:27.802
9 -	1:17.512	+ 1.162	13:14:11.905				
14	Tom OVERTON Caterham 7						
1 -	1:25.073	+ 8.138	13:03:52.515	10 -	1:17.519	+ 0.584	13:15:34.609
2 -	1:18.675	+ 1.740	13:05:11.190	11 -	1:16.935		13:16:51.544
3 -	1:17.922	+ 0.987	13:06:29.112	12 -	1:17.724	+ 0.789	13:18:09.268
4 -	1:17.891	+ 0.956	13:07:47.003	13 -	1:17.955	+ 1.020	13:19:27.223
5 -	1:17.806	+ 0.871	13:09:04.809	14 -	1:19.518	+ 2.583	13:20:46.741
6 -	1:18.461	+ 1.526	13:10:23.270	15 -	1:18.725	+ 1.790	13:22:05.466
7 -	1:17.552	+ 0.617	13:11:40.822	16 -	1:18.235	+ 1.300	13:23:23.701
8 -	1:17.863	+ 0.928	13:12:58.685	17 -	1:17.634	+ 0.699	13:24:41.335
9 -	1:18.405	+ 1.470	13:14:17.090				
21	Matthew THOMPSON Caterham 7						
1 -	1:25.847	+ 8.541	13:03:53.289	10 -	1:17.503	+ 0.197	13:15:46.847
2 -	1:18.399	+ 1.093	13:05:11.688	11 -	1:17.306		13:17:04.153
3 -	1:18.215	+ 0.909	13:06:29.903	12 -	1:25.333	+ 8.027	13:18:29.486
4 -	1:22.143	+ 4.837	13:07:52.046	13 -	1:27.167	+ 9.861	13:19:56.653
5 -	1:18.088	+ 0.782	13:09:10.134	14 -	1:19.753	+ 2.447	13:21:16.406
6 -	1:17.985	+ 0.679	13:10:28.119	15 -	1:19.437	+ 2.131	13:22:35.843
7 -	1:25.881	+ 8.575	13:11:54.000	16 -	1:19.381	+ 2.075	13:23:55.224
8 -	1:17.620	+ 0.314	13:13:11.620	17 -	1:20.430	+ 3.124	13:25:15.654
9 -	1:17.724	+ 0.418	13:14:29.344				
25	Keith PENNINGTON Caterham 7						
1 -	1:26.370	+ 8.353	13:03:53.812	10 -	1:18.417	+ 0.400	13:15:43.260
2 -	1:19.582	+ 1.565	13:05:13.394	11 -	1:18.126	+ 0.109	13:17:01.386
3 -	1:18.361	+ 0.344	13:06:31.755	12 -	1:18.696	+ 0.679	13:18:20.082
4 -	1:19.040	+ 1.023	13:07:50.795	13 -	1:18.472	+ 0.455	13:19:38.554
5 -	1:18.973	+ 0.956	13:09:09.768	14 -	1:18.646	+ 0.629	13:20:57.200
6 -	1:18.017		13:10:27.785	15 -	1:18.728	+ 0.711	13:22:15.928
7 -	1:18.905	+ 0.888	13:11:46.690	16 -	1:18.405	+ 0.388	13:23:34.333
8 -	1:18.477	+ 0.460	13:13:05.167	17 -	1:19.000	+ 0.983	13:24:53.333
9 -	1:19.676	+ 1.659	13:14:24.843				
26	Ian NOBLE Caterham 7						
1 -	1:27.138	+ 9.566	13:03:54.580	10 -	1:17.572		13:15:41.952
2 -	1:19.202	+ 1.630	13:05:13.782	11 -	1:17.906	+ 0.334	13:16:59.858
3 -	1:18.218	+ 0.646	13:06:32.000	12 -	1:18.278	+ 0.706	13:18:18.136
4 -	1:19.893	+ 2.321	13:07:51.893	13 -	1:18.073	+ 0.501	13:19:36.209
5 -	1:18.621	+ 1.049	13:09:10.514	14 -	1:17.716	+ 0.144	13:20:53.925
6 -	1:18.195	+ 0.623	13:10:28.709	15 -	1:17.925	+ 0.353	13:22:11.850
7 -	1:19.077	+ 1.505	13:11:47.786	16 -	1:18.137	+ 0.565	13:23:29.987
8 -	1:18.288	+ 0.716	13:13:06.074	17 -	1:17.750	+ 0.178	13:24:47.737
9 -	1:18.306	+ 0.734	13:14:24.380				
28	Oliver GIBSON Caterham 7						
1 -	1:25.498	+ 8.751	13:03:52.940	10 -	1:16.883	+ 0.136	13:15:32.246
2 -	1:19.503	+ 2.756	13:05:12.443	11 -	1:18.038	+ 1.291	13:16:50.284
3 -	1:17.660	+ 0.913	13:06:30.103	12 -	1:17.413	+ 0.666	13:18:07.697
4 -	1:17.137	+ 0.390	13:07:47.240	13 -	1:17.003	+ 0.256	13:19:24.700
5 -	1:18.043	+ 1.296	13:09:05.283	14 -	1:17.474	+ 0.727	13:20:42.174
6 -	1:17.473	+ 0.726	13:10:22.756	15 -	1:17.035	+ 0.288	13:21:59.209
7 -	1:17.049	+ 0.302	13:11:39.805	16 -	1:17.079	+ 0.332	13:23:16.288
8 -	1:17.770	+ 1.023	13:12:57.575	17 -	1:16.747		13:24:33.035
9 -	1:17.788	+ 1.041	13:14:15.363				
36	Glenn BURTENSHAW Caterham 7						
1 -	1:24.602	+ 7.870	13:03:52.044	10 -	1:17.556	+ 0.824	13:15:36.382
2 -	1:22.523	+ 5.791	13:05:14.567	11 -	1:17.336	+ 0.604	13:16:53.718
3 -	1:17.823	+ 1.091	13:06:32.390	12 -	1:16.732		13:18:10.450

Weather / Track : Cloudy / Dry

Anglesey Coastal
Circuit Length = 1.5500 miles
Start: 13:02 End: 13:25

McMillan Motorsport Caterham Graduates - Mega

RACE 11 - LAP ANALYSIS

4 -	1:18.657	+ 1.925	13:07:51.047	13 -	1:17.214	+ 0.482	13:19:27.664
5 -	1:18.032	+ 1.300	13:09:09.079	14 -	1:19.294	+ 2.562	13:20:46.958
6 -	1:17.697	+ 0.965	13:10:26.776	15 -	1:17.740	+ 1.008	13:22:04.698
7 -	1:17.163	+ 0.431	13:11:43.939	16 -	1:17.892	+ 1.160	13:23:22.590
8 -	1:17.313	+ 0.581	13:13:01.252	17 -	1:17.996	+ 1.264	13:24:40.586
9 -	1:17.574	+ 0.842	13:14:18.826				
38	Ian BRUNNING			Caterham 7			
1 -	1:27.514	+ 9.548	13:03:54.956	10 -	1:18.513	+ 0.547	13:15:42.560
2 -	1:19.153	+ 1.187	13:05:14.109	11 -	1:18.104	+ 0.138	13:17:00.664
3 -	1:18.937	+ 0.971	13:06:33.046	12 -	1:18.683	+ 0.717	13:18:19.347
4 -	1:19.564	+ 1.598	13:07:52.610	13 -	1:18.019	+ 0.053	13:19:37.366
5 -	1:18.373	+ 0.407	13:09:10.983	14 -	1:18.664	+ 0.698	13:20:56.030
6 -	1:17.966		13:10:28.949	15 -	1:18.906	+ 0.940	13:22:14.936
7 -	1:18.539	+ 0.573	13:11:47.488	16 -	1:18.830	+ 0.864	13:23:33.766
8 -	1:18.261	+ 0.295	13:13:05.749	17 -	1:19.173	+ 1.207	13:24:52.939
9 -	1:18.298	+ 0.332	13:14:24.047				
44	Nick PANCISI			Caterham 7			
1 -	1:24.177	+ 7.144	13:03:51.619	10 -	1:18.906	+ 1.873	13:15:31.525
2 -	1:17.744	+ 0.711	13:05:09.363	11 -	1:19.100	+ 2.067	13:16:50.625
3 -	1:17.962	+ 0.929	13:06:27.325	12 -	1:17.725	+ 0.692	13:18:08.350
4 -	1:17.933	+ 0.900	13:07:45.258	13 -	1:18.419	+ 1.386	13:19:26.769
5 -	1:17.286	+ 0.253	13:09:02.544	14 -	1:20.570	+ 3.537	13:20:47.339
6 -	1:17.512	+ 0.479	13:10:20.056	15 -	1:17.860	+ 0.827	13:22:05.199
7 -	1:17.033		13:11:37.089	16 -	1:18.879	+ 1.846	13:23:24.078
8 -	1:18.116	+ 1.083	13:12:55.205	17 -	1:17.818	+ 0.785	13:24:41.896
9 -	1:17.414	+ 0.381	13:14:12.619				
54	Peter FRITH			Caterham 7			
1 -	1:26.867	+ 9.639	13:03:54.309	10 -	1:17.300	+ 0.072	13:15:33.867
2 -	1:18.639	+ 1.411	13:05:12.948	11 -	1:17.228		13:16:51.095
3 -	1:17.420	+ 0.192	13:06:30.368	12 -	1:17.760	+ 0.532	13:18:08.855
4 -	1:17.466	+ 0.238	13:07:47.834	13 -	1:17.656	+ 0.428	13:19:26.511
5 -	1:17.948	+ 0.720	13:09:05.782	14 -	1:18.118	+ 0.890	13:20:44.629
6 -	1:18.046	+ 0.818	13:10:23.828	15 -	1:17.684	+ 0.456	13:22:02.313
7 -	1:17.583	+ 0.355	13:11:41.411	16 -	1:18.024	+ 0.796	13:23:20.337
8 -	1:17.598	+ 0.370	13:12:59.009	17 -	1:18.316	+ 1.088	13:24:38.653
9 -	1:17.558	+ 0.330	13:14:16.567				

Weather / Track : Cloudy / Dry

Anglesey Coastal
Circuit Length = 1.5500 miles
Start: 13:02 End: 13:25